

Encouraging Safe Walking and Bicycling to and From School Throughout New Jersey:

2016 and 2017 Summary of Technical Assistance
supported by the New Jersey Safe Routes to School Program



Prepared by:
New Jersey Safe Routes to School Resource Center
Alan M. Voorhees Transportation Center

Prepared for:
State of New Jersey Department of Transportation
December 2018

RUTGERS

Edward J. Bloustein School
of Planning and Public Policy

NEW JERSEY
Safe Routes to School



www.saferoutesnj.org



U.S. Department of Transportation
**Federal Highway
Administration**

Table of Contents

Introduction	02
Section 1: Outreach Progress Reports	03
Statewide Outreach	04
Cross County Connection TMA	14
EZ Ride	24
goHunterdon	34
Greater Mercer TMA	39
Hudson TMA	49
Keep Middlesex Moving TMA	58
Ridewise TMA	67
TransOptions TMA	76
Section 2: Training	86
Section 3: Performance Measures	88
Section 3: Conclusion	122

Introduction

The NJ Safe Routes to School Resource Center (NJSRTS RC) is a partnership between the New Jersey Department of Transportation (NJDOT) and the Alan M. Voorhees Transportation Center (VTC) which is housed within the Edward J Bloustein School of Planning and Public Policy at Rutgers, The State University of New Jersey. This partnership was established to provide services, training, coordination, and technical assistance directly to regional planning associations, organizations, and local and regional governments. In 2011, the capacity of the NJSRTS RC was expanded to form a partnership between NJDOT, the NJSRTS RC, and all eight of New Jersey's Transportation Management Associations (TMAs). NJDOT provides program administration and guidance through each of the TMA's SRTS Regional Coordinators as well as provides federal funding through the Local Aid Grant program.

Working with the NJSRTS RC, SRTS Regional Coordinators from all eight TMAs are mobilized to proactively reach out to and partner with schools, local and regional governments and other organizations from all 21 counties throughout New Jersey to provide a variety of SRTS non-infrastructure services such as programs and education and implement these events and programs to encourage students to walk and bike to school. The NJSRTS RC provides support by offering services, training, oversight, and technical assistance to all eight of NJ's TMAs.

The NJ Safe Routes to School Resource Center focuses on:

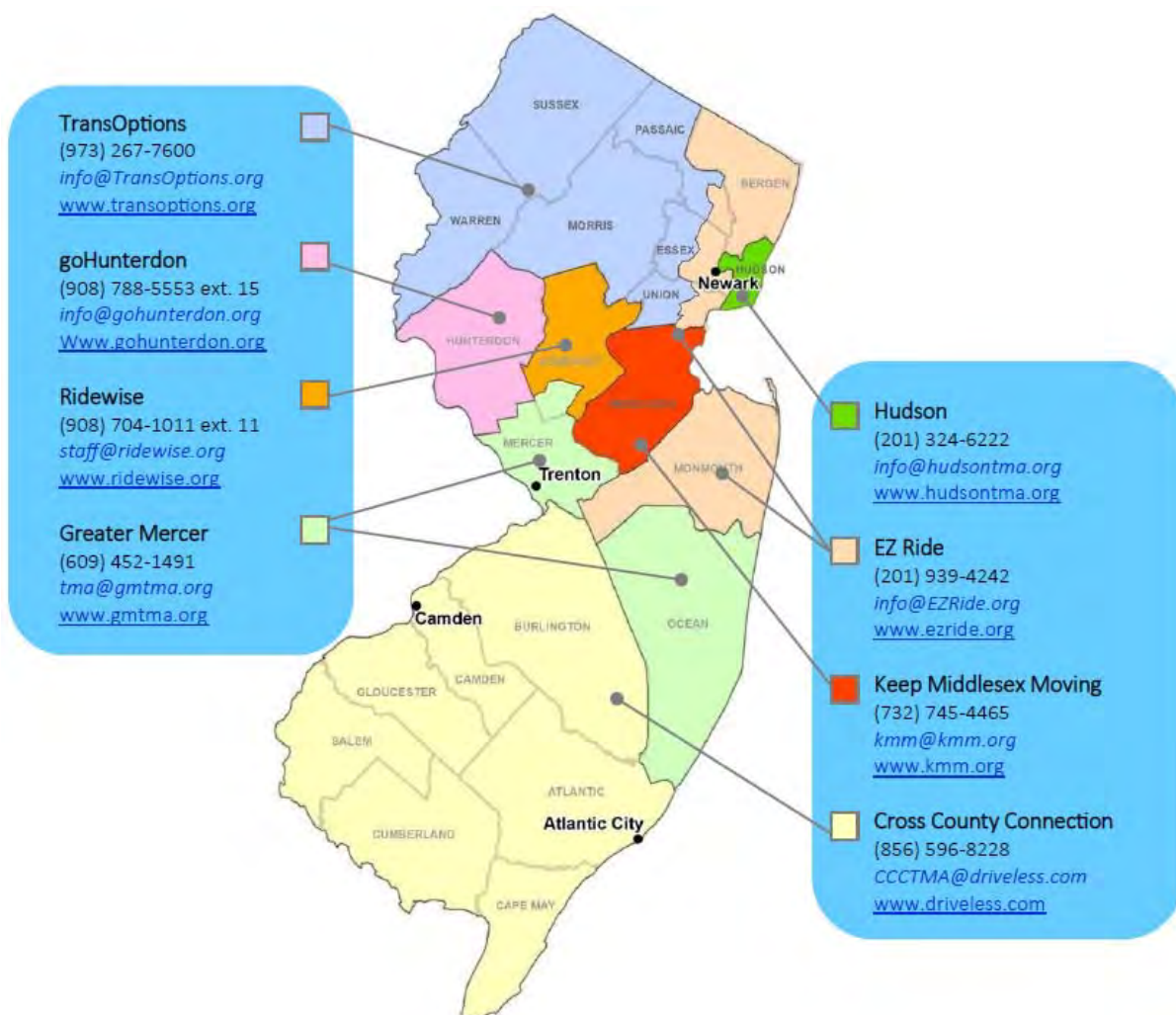
- Enhancing the capacity of Transportation Management Association (TMA) staff by providing training, guidance, support, discussion opportunities, and information sharing regarding the technical aspects of Safe Routes to School;
- Encouraging increased participation in education, encouragement and enforcement activities throughout the state of New Jersey;
- Facilitating policy-level discussions to increase linkages between active transportation and public health; and
- Providing technical assistance directly to New Jersey communities and schools.

2017 marked the sixth year of the enhanced non-infrastructure program managed through the NJSRTS RC, and the program continues to develop and expand. Working with the NJSRTS RC, the SRTS Regional Coordinators have significantly increased outreach levels across the state since launch of the program in 2011, and they continue to make strides in project and program implementation as reflected in this update report.

1. Outreach Progress Reports

Outreach Progress Reports and maps were prepared both at the statewide level as well as for each TMA based upon information reported in the monthly Record of Contact through December 2016 and 2017. The reports detail how many and which communities the TMAs have contacted regarding SRTS programs as well as disadvantaged communities reached. Outreach reports have been generated for:

- Cross County Connection
- EZ Ride
- goHunterdon
- Greater Mercer TMA
- Hudson TMA
- Keep Middlesex Moving
- Ridewise
- TransOptions



Overall Statewide Outreach for 2016 and 2017

Outreach from the TMAs across New Jersey for 2016 (from January through December 2016) consisted of the following:

- TMAs made contact with 153 communities or 27% of the total communities in NJ of 565.
- The total number of disadvantaged communities contacted is 31 out of 100 disadvantaged communities in New Jersey.
- The total number of school districts contacted is 45.
- The total number of schools contacted is 240.
- The total number of municipal contacts is 63.
- The total number of contacts with other organizations is 50.
- Total outreach at all levels is 551.

Outreach from the TMAs across New Jersey for 2017 (from January through December 2017) consisted of the following:

- TMAs made contact with 180 communities or 32% of the total communities in NJ of 565.
- The total number of disadvantaged communities contacted is 42 out of 100 disadvantaged communities in New Jersey.
- The total number of school districts contacted is 51.
- The total number of schools contacted is 300.
- The total number of municipal contacts is 37.
- The total number of contacts with other organizations is 72.
- Total outreach at all levels is 640.

Disadvantaged Community Maps

Seven of the eight TMAs serve areas, which include designated disadvantaged communities. These communities were identified as important outreach targets to encourage SRTS participation. Regional Coordinators have been instructed to provide enhanced outreach efforts to disadvantaged communities in their service areas. The statewide maps show the disadvantaged communities reached and whether outreach levels were initial contacts or program implementation. The disadvantaged community maps indicate both disadvantaged communities contacted and not contacted by each TMA within each of their service areas in 2016 and 2017.

Outreach and engagement with disadvantaged communities is prioritized in the SRTS program. The NJ SRTS RC uses the New Jersey Department of Education's (NJ DOE) District Factor Group (DFG) designation based on a community's approximate socioeconomic status. The DFG designations used in this report are from the 2000 decennial census, which is the most recent date they were updated. The following six variables which are closely related to socioeconomic status are used to calculate the DFGs:

1. Percent of adults with no high school diploma
2. Percent of adults with some college education

3. Occupational status
4. Unemployment rate
5. Percent of individuals in poverty
6. Median family income

Using these six variables, each municipality is given a score. This score may be weighted if some communities receive a significant share of students from other communities. Districts with similar scores are grouped into a DFG class. The eight DFG classes are A, B, CD, DE, FG, I, and J. Municipalities ranked A or B (the lowest DFG scores) are considered “Low Socioeconomic Communities” or “Disadvantaged Communities” for the purpose of the SRTS program.

Outreach Observations for each TMA

The outreach section of each TMA’s report is a summary for 2016 and 2017 of:

- The total number and percentage of communities the TMA has reached during each year;
- The total number of contacts at the district, school, municipality, organization, other and total contacts at all levels each year;
- The total number of disadvantaged or low-socioeconomic status communities contacted in the service area, as well as the number and names of the disadvantaged or low-socioeconomic communities not contacted each year.

Table of Contacted Municipalities

The report shows a table listing the name of each municipality contacted by county and the type of entity contacted for 2016 and 2017. Outreach has taken place at various levels in each community—school, school district, municipality, or other community organization. Disadvantaged communities are indicated with an asterisk.

Outreach Levels from January through December of 2016 and 2017 for each TMA

The report displays a pie chart showing the assessed outreach at all levels (school, district, municipality and other organizations) for the months from January through December of 2016 and 2017 which are detailed in the monthly Record of Contacts. Outreach is categorized into six classes: (1) Contact Made, (2) Preliminary Conversations, (3) Setting up a Program, (4) In the Process of Program Implementation, (5) Ongoing Programming and (6) Institutionalized Programming. Levels were self-reported by TMAs. Criteria for the level of outreach are detailed below:

(1) Contact made

- Contact key players (dialogue, email exchange, conference call)
- Discuss what SRTS is and what TMAs can do to help

(2) Preliminary conversations

- Present to larger groups about SRTS
- Discuss getting a Resolution of Support, setting up events, conducting surveys and tallies, School Travel Plans, etc.

(3) Setting up a program

- Establish a SRTS program by completing an enrollment form or memorandum of understanding, discussing dates for the event(s) and getting a Resolution of Support from local municipal government and local Board of Education (or equivalent body).

(4) In the process of program implementation

- Start annual traditions and build SRTS awareness
- Identify a SRTS champion
- Hold at least one SRTS program or event such as
 - Walk to school day
 - Bike clinic
 - School assembly

(5) Ongoing programming

- Get Sustainable Jersey, Sustainable Jersey for Schools and/or SRTS Recognition Program (Bronze, Silver, Gold) certified
- 4 SRTS events planned
- Create a School Travel Plan
- Conduct SRTS student travel mode tally
- Hold a multi-week program such as
 - Walking School Bus
 - Golden Sneaker program
 - Walking Wednesdays
 - Multi-day bike/pedestrian education

(6) Institutionalized programming

- SRTS program is part of the school identity and SRTS events implement with little to no involvement from the TMA.
- Support from PTA, PTO, or Green Team and frequent and regularly scheduled programs (more than 4 on weekly, monthly, and annual basis).

Pedestrian and Bicycle Events from January-December of 2016 and 2017

The number of pedestrian and bicycle events taking place in the service area was tabulated in a table. Events include walking school bus, bike train, Walk to School Day, Bike to School Day, bike rodeo, and mileage clubs.

Education Events from January-December of 2016 and 2017

The number of educational events was tabulated in a table. Examples include bike safety lessons, pedestrian safety lessons, and other related school assemblies.

Policy and Planning Activities from January-December of 2016 and 2017

Encouraging bicycling and walking to school through policy and planning activities were also tabulated. Examples include walkability and bikeability assessments, School Travel Plans, supportive walk/bike

policies, and resolutions of support. Complete Street policies are only noted when TMA staff is involved in the process of passing a resolution.

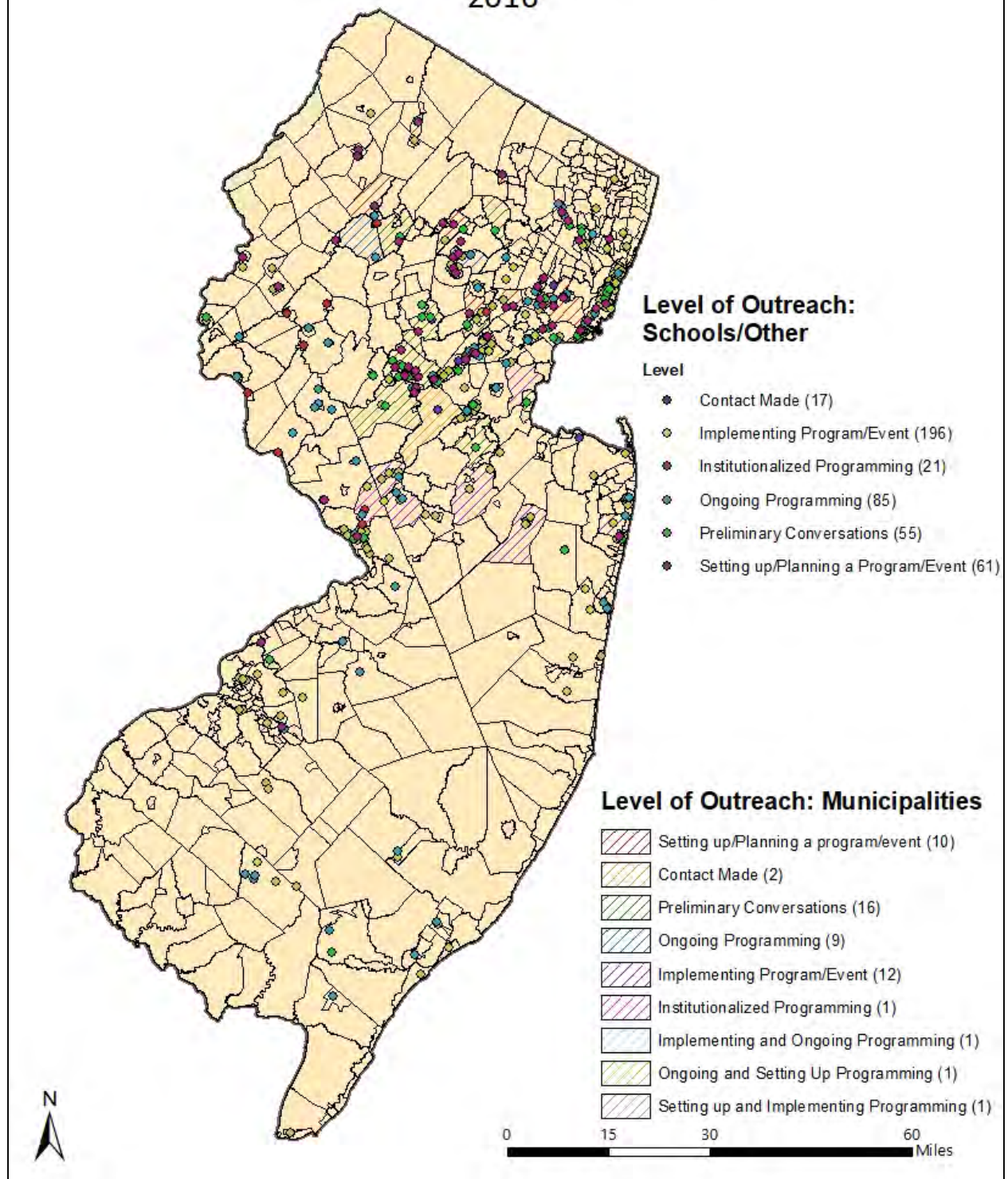
Other Events from January-December of 2016 and 2017

The number of other events was tabulated in a table. Examples include crossing guard appreciation, community presentations and other events not listed on the Record of Contact.

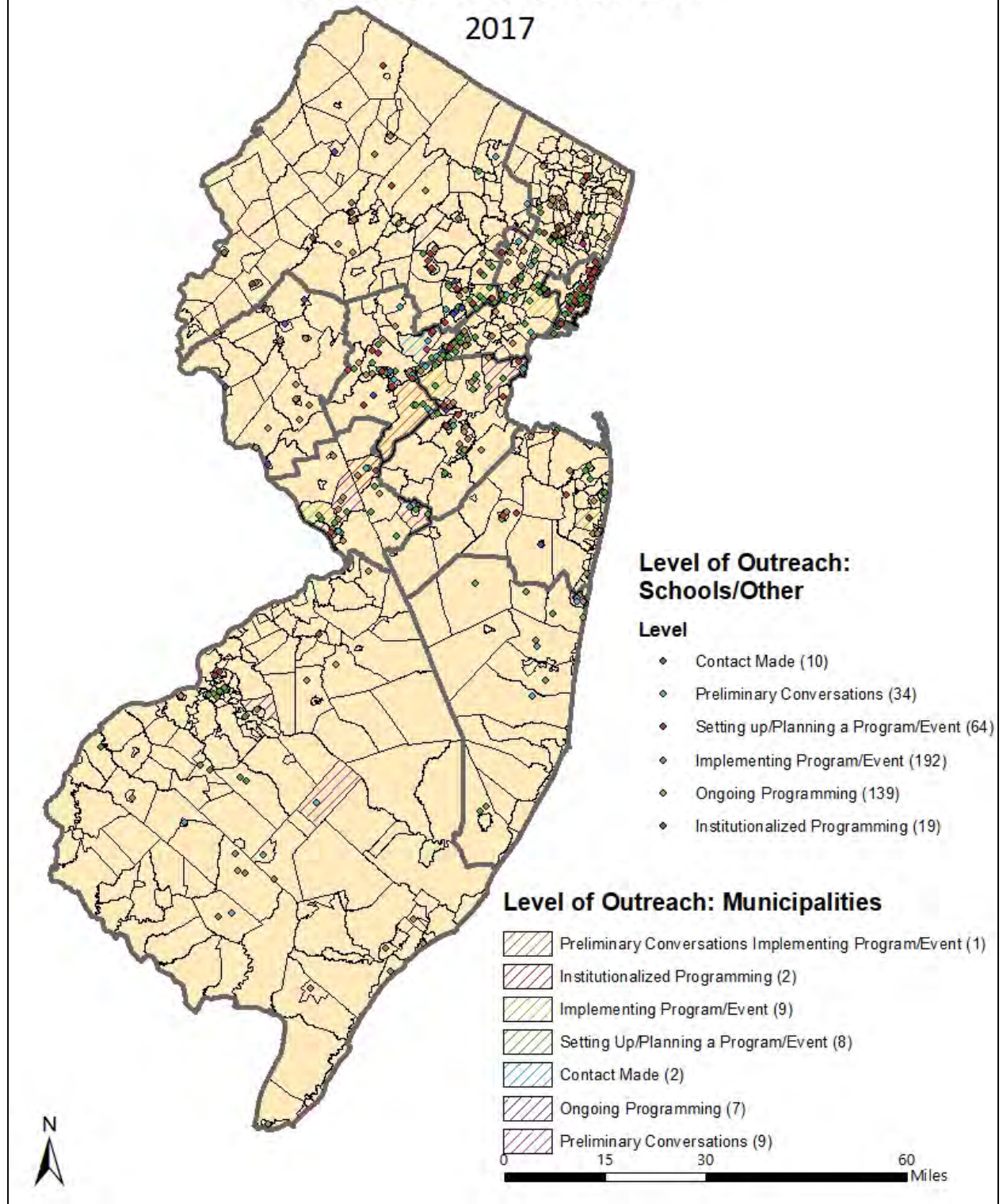
Outreach Level Maps for each TMA

Outreach level information for 2016 and 2017 is represented on a map of each TMA's service area. This map shows the six outreach levels both for schools and municipalities. For TMAs that have disadvantaged communities, maps indicate disadvantaged communities contacted and the level of contact for 2016 and 2017.

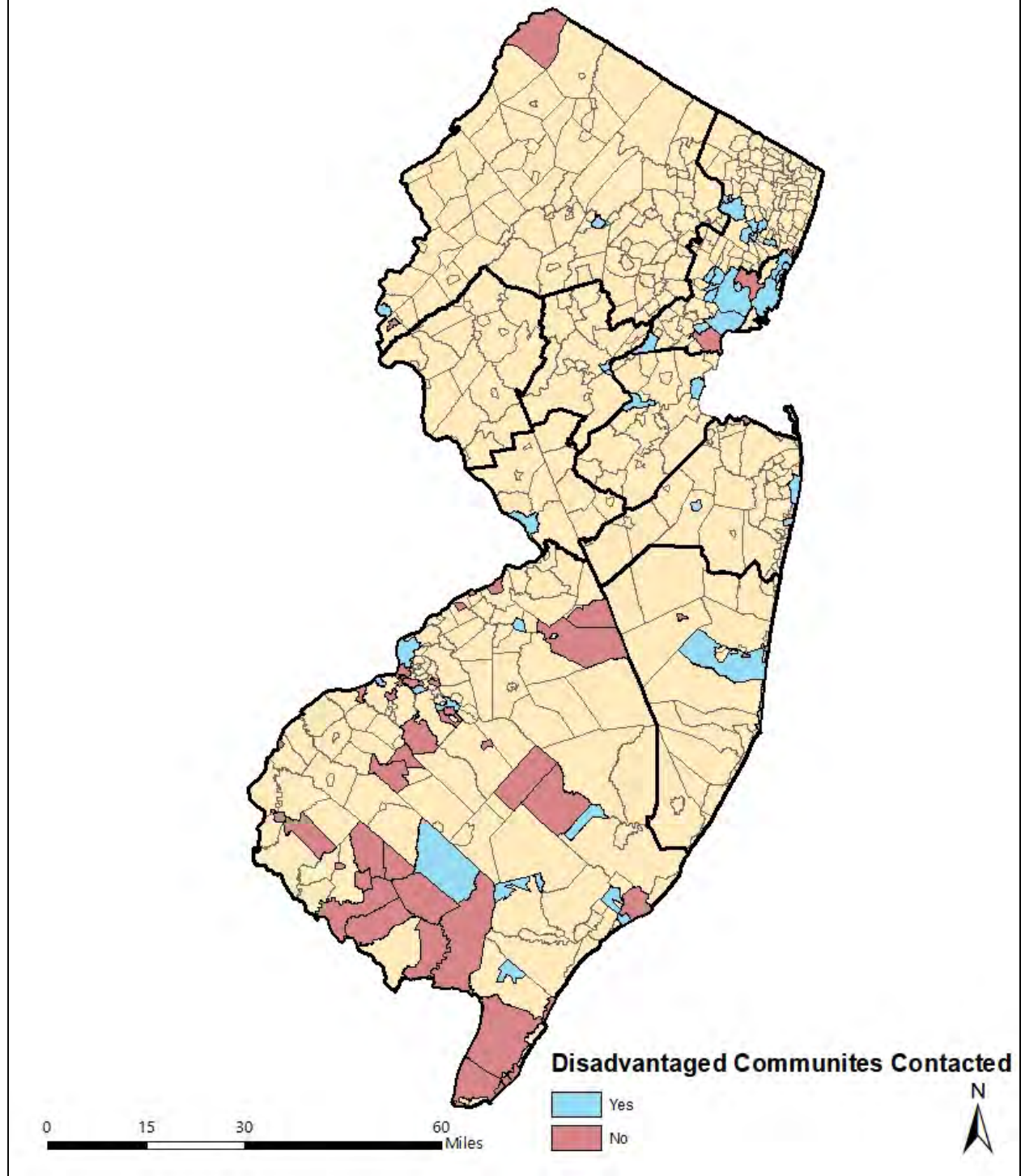
Statewide Level of Outreach 2016



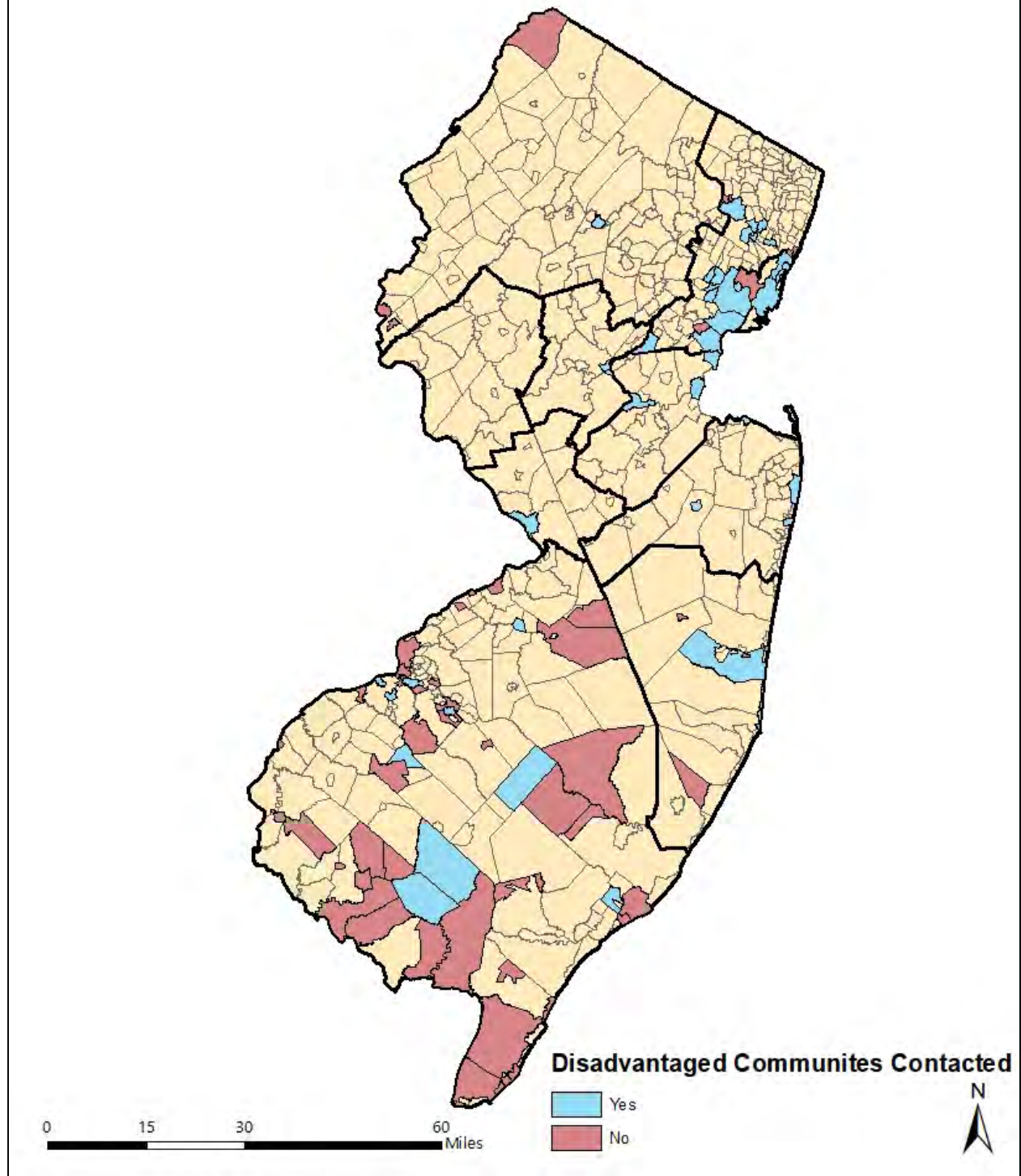
Statewide Level of Outreach 2017



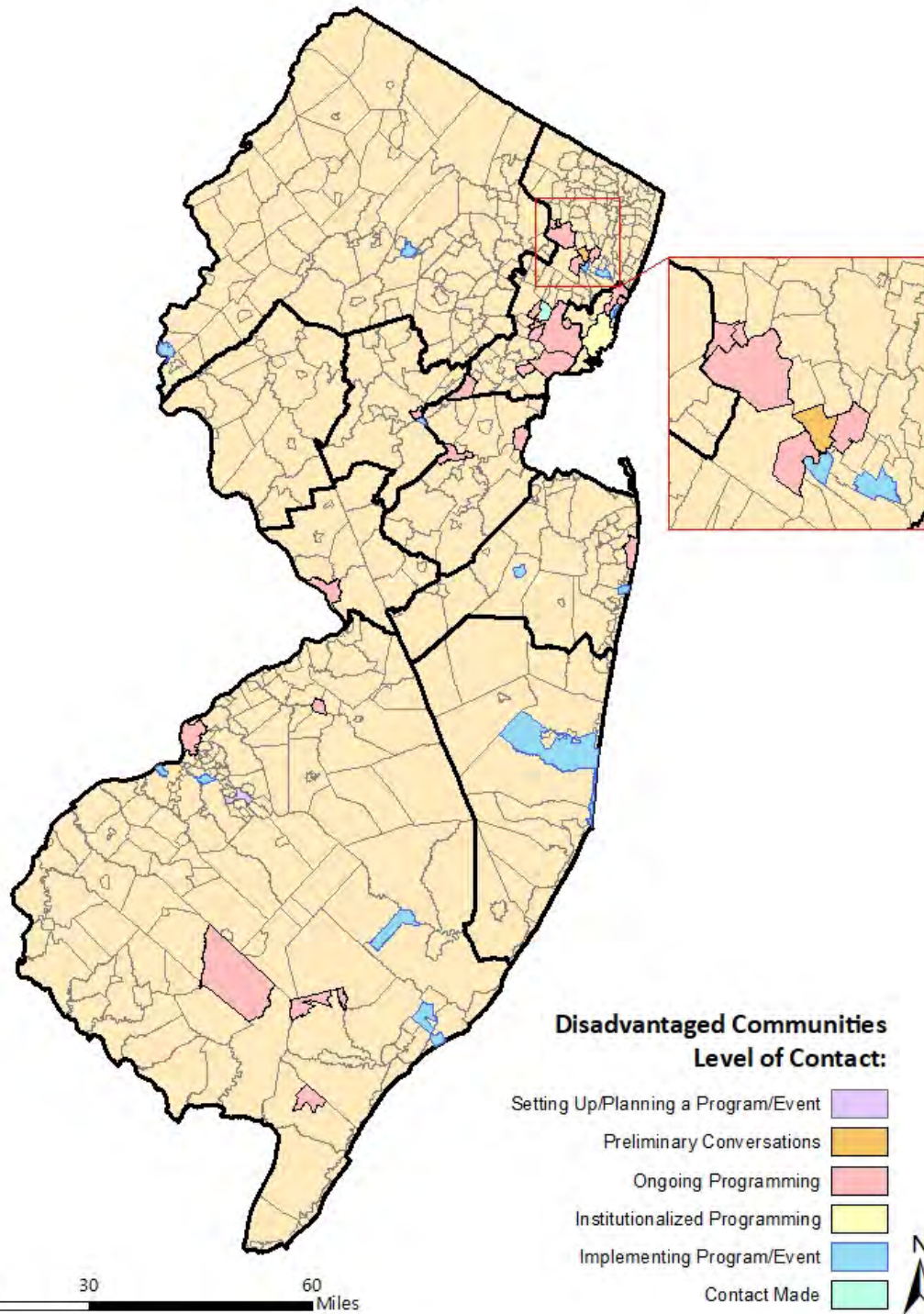
Statewide Disadvantaged Communities Outreach 2016



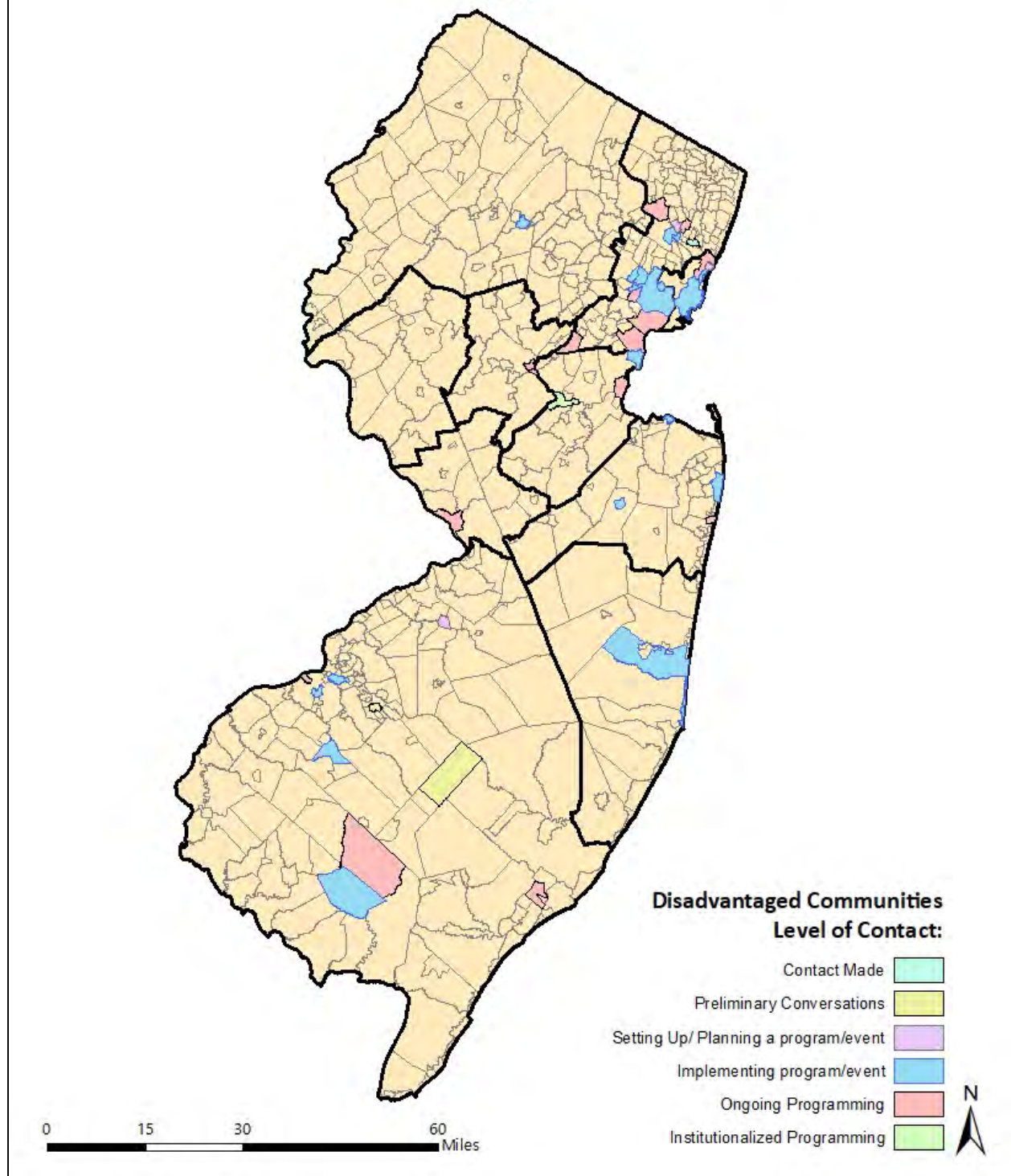
Statewide Disadvantaged Communities Outreach 2017



Statewide Disadvantaged Communities- Level of Contact 2016



Statewide Disadvantaged Communities- Level of Contact 2017



Cross County Connection

Observations

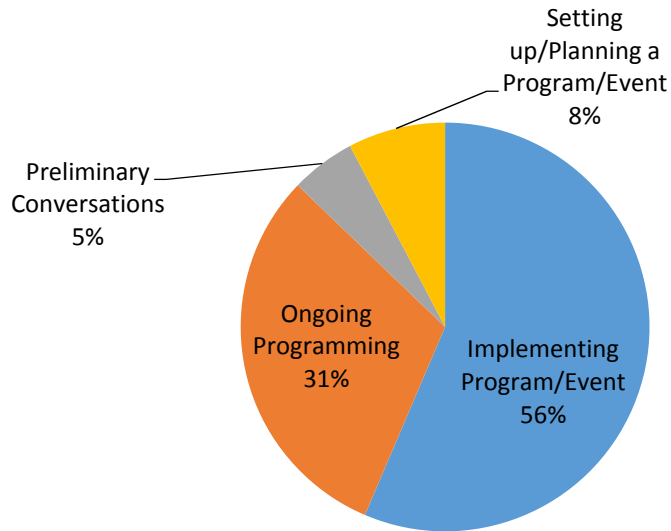
- Total number of communities contacted: 27 (2016), 26 (2017).
- Contacts at the District Level: 2 (2016), 8 (2017).
- Contact at the School Level: 32 (2016), 32 (2017).
- Contacts at the Municipal Level: 6 (2016), 3 (2017).
- “Other” Contacts: 2 (2017).
- Total Contacts (all levels): 40 (2016), 45 (2017).
- Low Socioeconomic Status Communities contacted: 11 (2016), 10 (2017)
- Low Socioeconomic Status Communities not contacted:
2016: Atlantic City, Hammonton, Mullica Township, Beverly, Burlington, New Hanover Township, Pemberton Township, Riverside Township, Washington Township, Bellmawr, Brooklawn, Clementon, Gloucester City, Lawnside, Pine Hill, Lower Township, Middle Township, North Wildwood, Sea Isle City, Wildwood, Wildwood Crest, Bridgeton, Commercial Township, Deerfield Township, Fairfield Township, Maurice River Township, Millville, Shiloh, Upper Deerfield Township, Elk Township, Glassboro, Paulsboro, Westville, Woodbury, Penns Grove, Quinton, Salem, Chesilhurst Borough, Lawrence Township.

2017 = Atlantic City, Egg Harbor City, Mullica Township, Ventnor City, Weymouth Township, Beverly, Burlington, New Hanover Township, Pemberton Township, Riverside Township, Washington Township, Brooklawn, Camden, Gloucester City, Lawnside, Lindenwold, Pine Hill, Runnemede, Lower Township, Middle Township, North Wildwood, Sea Isle City, Wildwood, Wildwood Crest, Woodbine, Bridgeton, Commercial Township, Deerfield Township, Fairfield Township, Maurice River Township, Shiloh, Upper Deerfield Township, Elk Township, Paulsboro, Westville, Penns Grove, Quinton, Salem, Chesilhurst Borough, Lawrence Township.

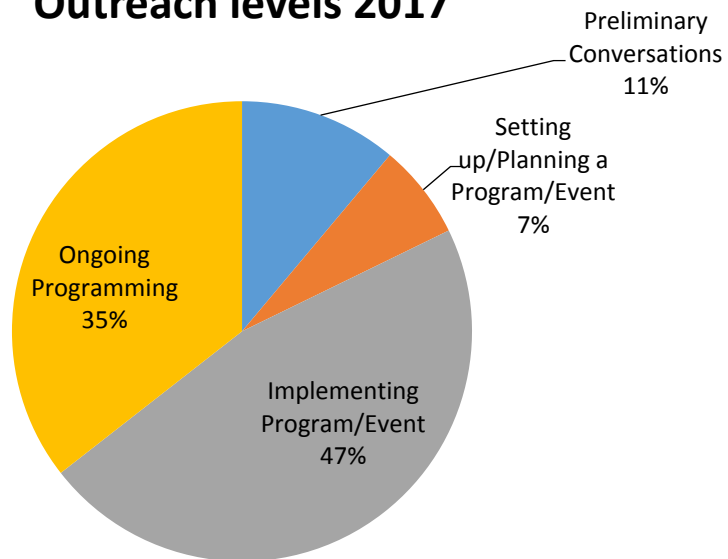
Table of Contacted Municipalities (*=Low Socioeconomic Status Community)

County	Municipality	Year
Atlantic	Absecon City	2016
Atlantic	Buena Boro	2017
Atlantic	Egg Harbor City*	2016
Atlantic	Estell Manor City	2016
Atlantic	Hammonton Town*	2017
Atlantic	Margate City	2017
Atlantic	Pleasantville City*	2016, 2017
Atlantic	Somers Point City	2016, 2017
Atlantic	Ventnor City*	2016
Atlantic	Weymouth Twp.*	2016
Burlington	Chesterfield Twp.	2016, 2017
Burlington	Evesham Twp.	2016
Burlington	Maple Shade Twp.	2016
Burlington	Mount Holly Twp.*	2016, 2017
Burlington	Palmyra Boro	2016
Burlington	Southampton Twp.	2016, 2017
Camden	Bellmawr Boro*	2017
Camden	Camden City*	2016
Camden	Clementon Boro*	2017
Camden	Collingswood Boro	2016, 2017
Camden	Gibbsboro Boro	2016, 2017
Camden	Haddon Heights Boro	2017
Camden	Haddonfield Boro	2016
Camden	Laurel Springs Boro	2016, 2017
Camden	Lindenwold Boro*	2016
Camden	Runnemede Boro*	2016
Camden	Voorhees Twp.	2017
Cape May	Cape May City	2016
Cape May	Ocean City	2016, 2017
Cape May	West Cape May Boro	2017
Cape May	Woodbine Boro*	2016
Cumberland	Millville City*	2017
Cumberland	Vineland City*	2016, 2017
Gloucester	Glassboro Boro*	2017
Gloucester	Monroe Twp.	2016, 2017
Gloucester	National Park Boro*	2016, 2017
Gloucester	Woodbury City*	2017
Salem	Elmer Boro	2017
Salem	Oldmans Twp.	2017
Salem	Woodstown Boro	2016, 2017

Cross County Connection TMA Outreach Levels 2016



Cross County Connection TMA Outreach levels 2017



Cross County Connection Pedestrian and Bicycle Events

Type of Event	2016		2017	
	#of Events	#of Participants	#of Events	#of Participants
Walking School Bus	1	120	8	1510
Walk to School Day	12	990	23	2481
Bike to School Day	2	290	2	110
Bike Rodeo/Bike Clinic	9	333	5	250

Cross County Connection Educational Events from





Type of Event	# of events	2016		# of events	2017	
		# of events with on street/on foot component	# of participants		# of events with on street/on foot component	# of participants
Bike Safety Lesson	0	0	0	8	0	1198
Pedestrian Safety Lesson	24	0	3029	23	0	2626
Other Educational Event	1	N/A	200	1	N/A	50

Cross County Connection Planning and Policy Activities





Type of project	#of Projects	2016	#of Projects	2017
		#of Participants		#of Participants
Walkability Assessment	2	9	1	4
School Travel Plan	1	N/A	6	N/A
Complete Streets Resolution	2	N/A	0	0
Assistance with Infrastructure Funding Application	2	N/A	0	0
Safe Routes to School Recognition Program	1	N/A	0	0

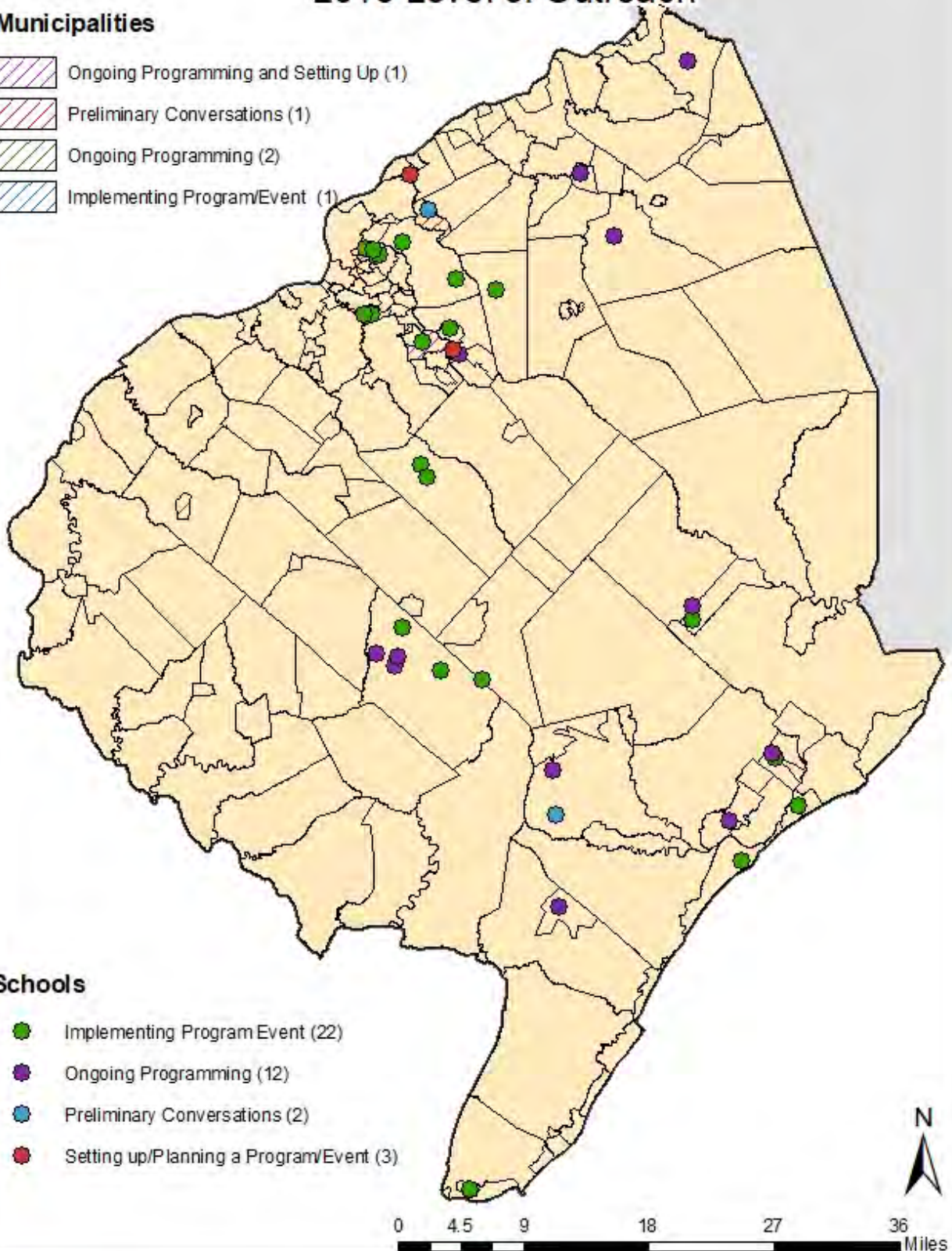
Cross County Connection 2016 Level of Outreach

Municipalities

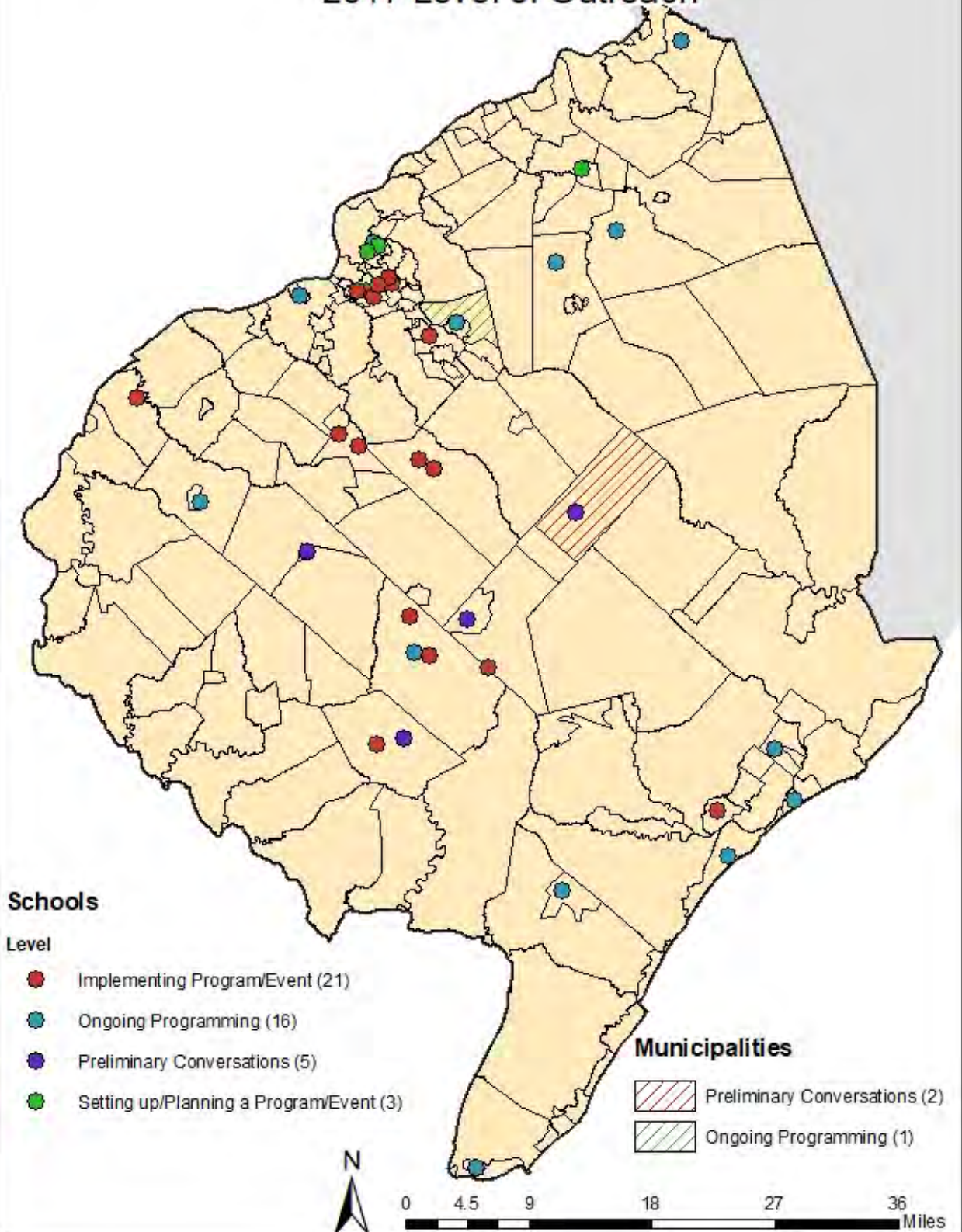
-  Ongoing Programming and Setting Up (1)
-  Preliminary Conversations (1)
-  Ongoing Programming (2)
-  Implementing Program/Event (1)

Schools

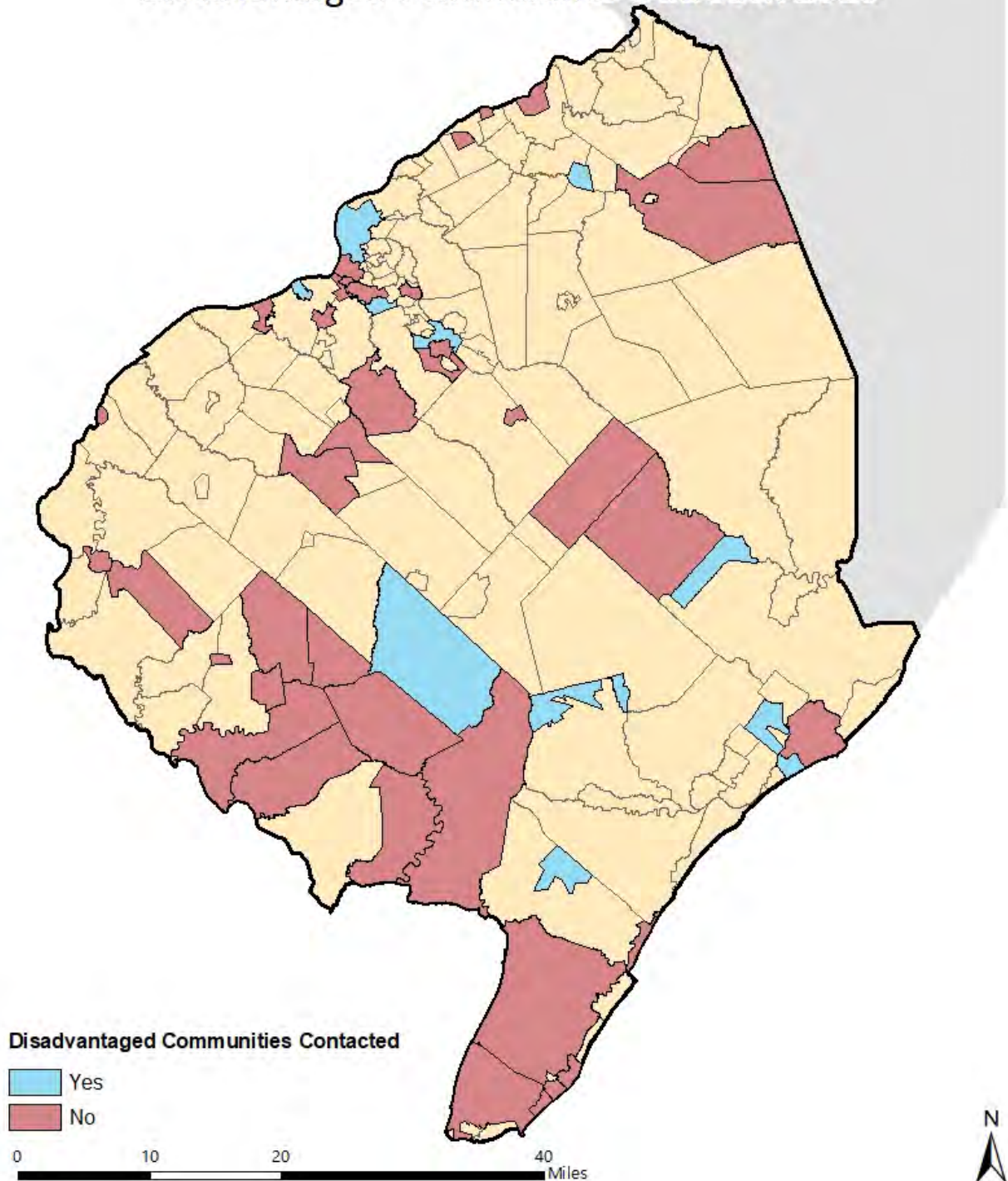
-  Implementing Program/Event (22)
-  Ongoing Programming (12)
-  Preliminary Conversations (2)
-  Setting up/Planning a Program/Event (3)



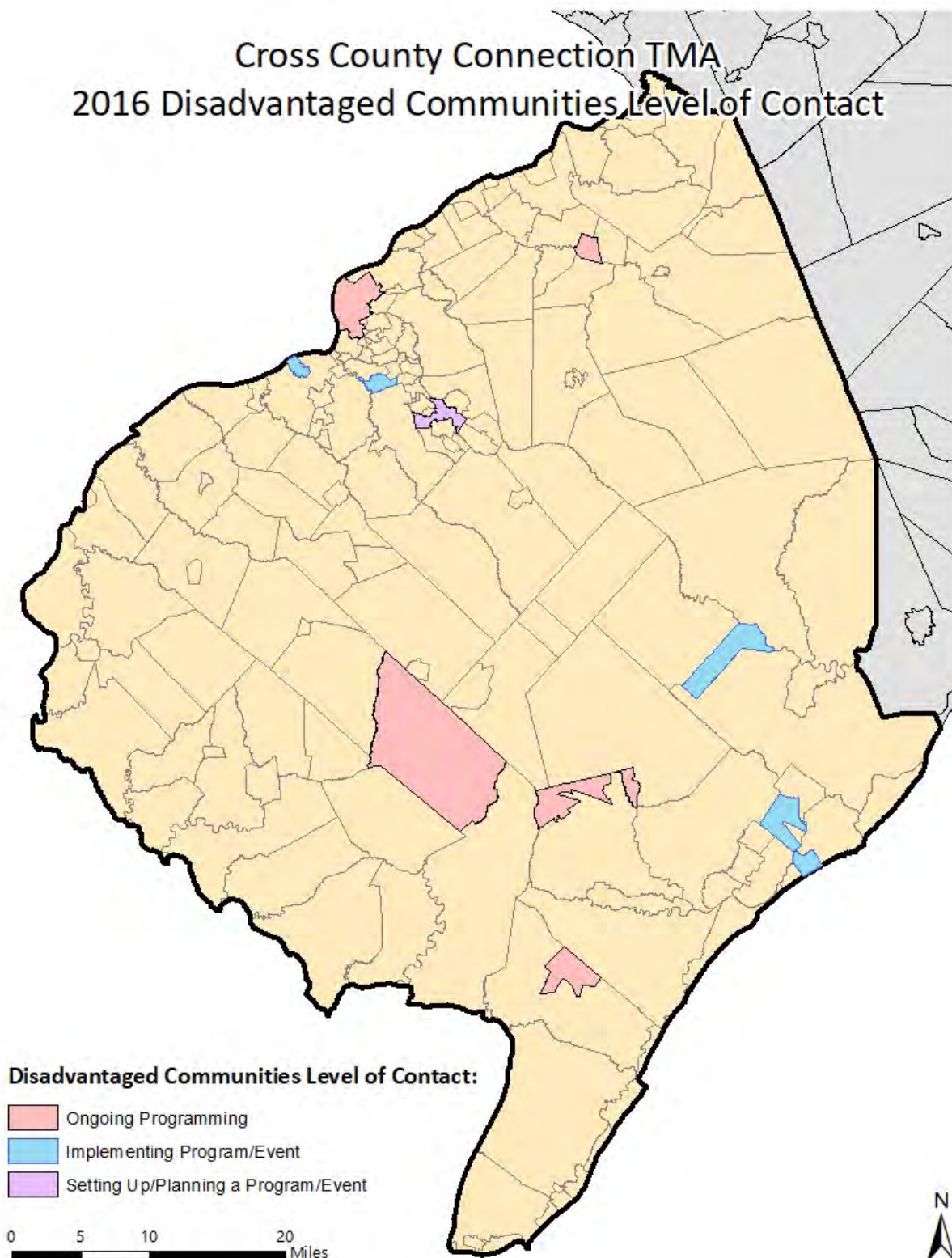
Cross County Connection 2017 Level of Outreach



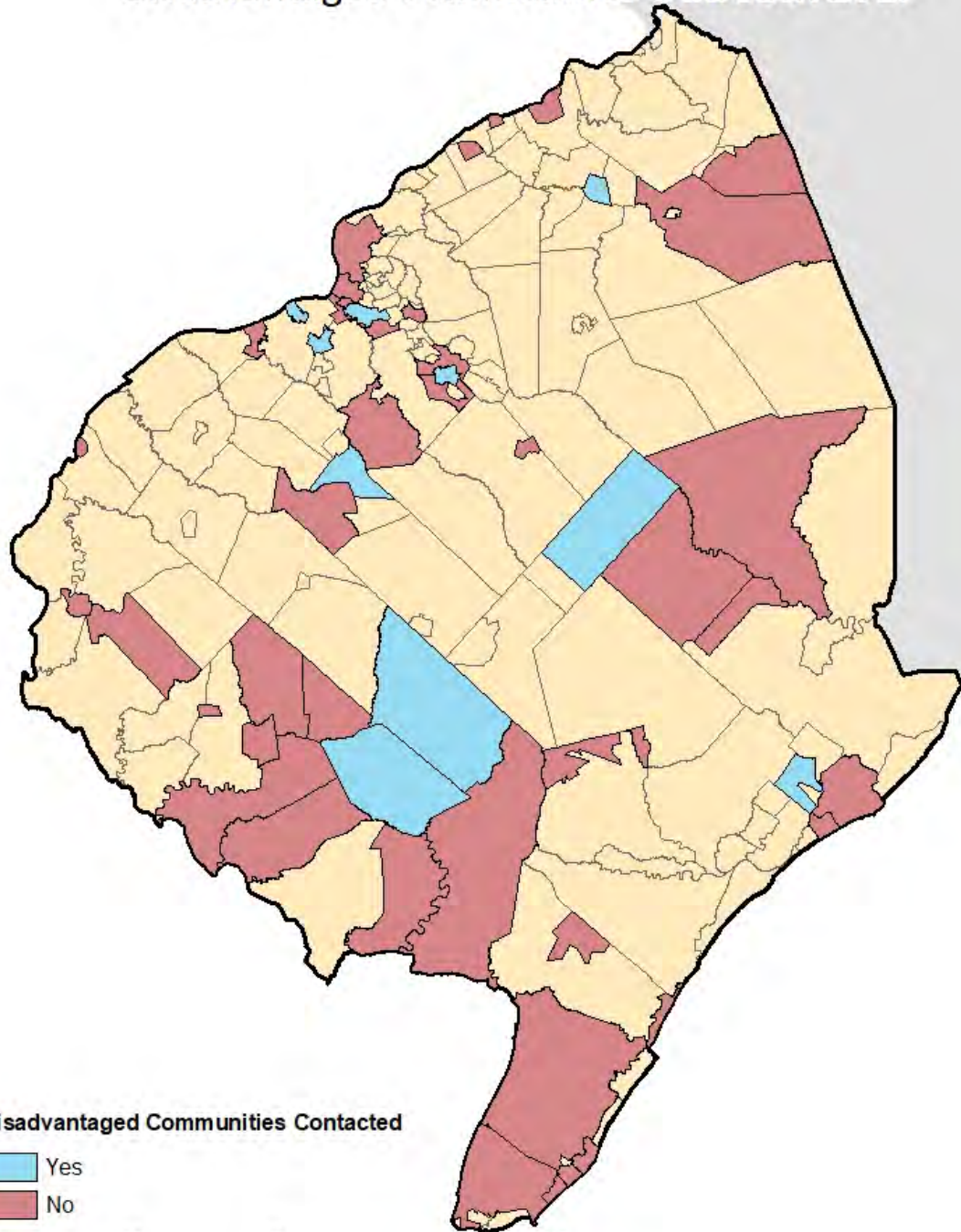
Cross County Connection TMA Disadvantaged Communities Outreach 2016



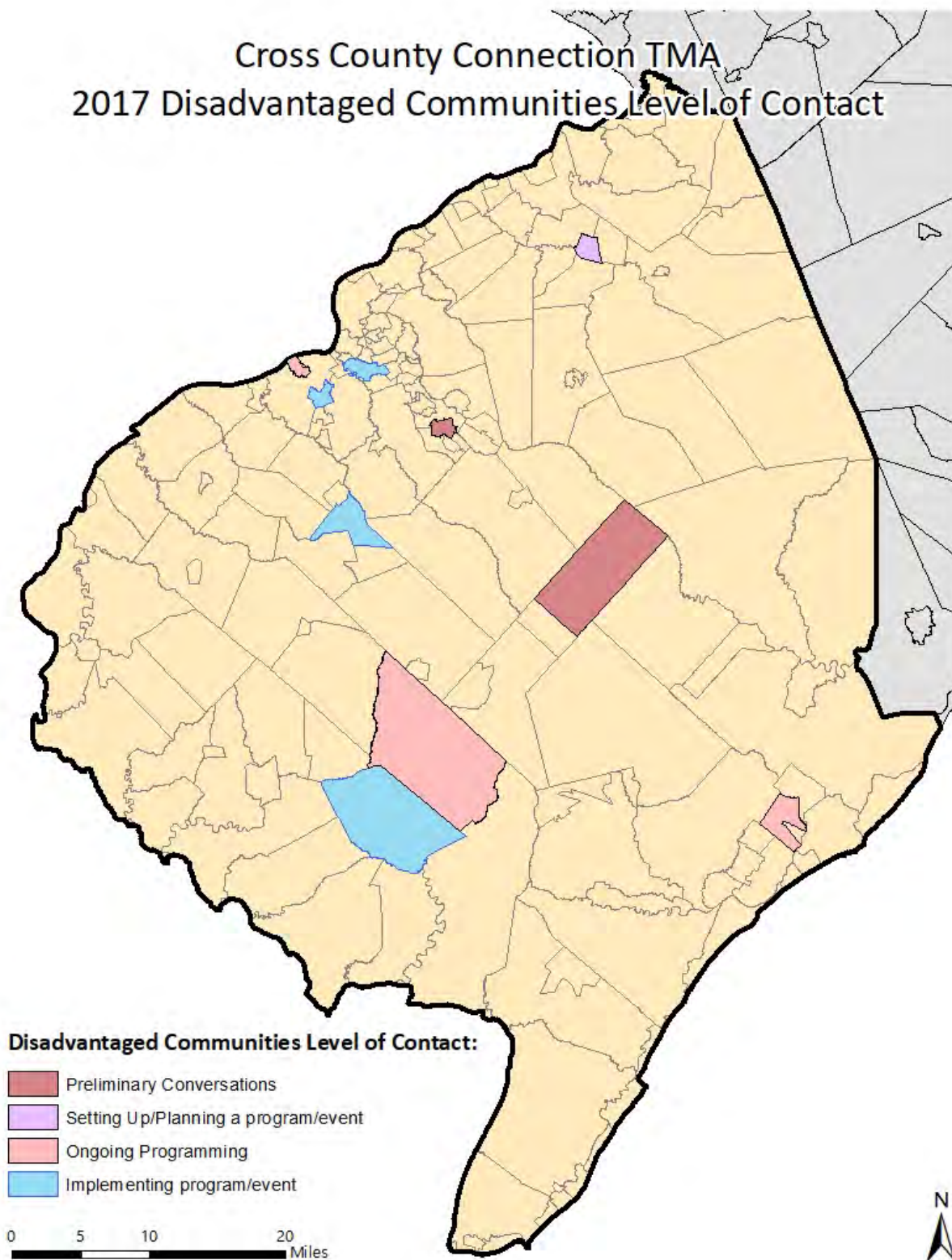
Cross County Connection TMA 2016 Disadvantaged Communities Level of Contact



Cross County Connection TMA Disadvantaged Communities Outreach 2017



Cross County Connection TMA 2017 Disadvantaged Communities Level of Contact



EZ Ride

Observations

- Total number of communities contacted: 32 (2016), 49 (2017).
- Contacts at the District Level: 11 (2016), 10 (2017).
- Contacts at the School Level: 49 (2016), 85 (2017).
- Contacts at the Municipal Level: 8 (2016), 10 (2017).
- Contacts at any other Level: 8 (2016), 5 (2017)
- Total Contacts (all levels): 76 (2016), 110 (2017).
- Low Socioeconomic Status Communities contacted: 18 (2016), 17 (2017).
- Low Socioeconomic Status Communities not contacted:
2016: Cliffside Park Borough, Fairview Borough, Linden, Winfield.
2017: Cliffside Park Borough, Fairview Borough, Haledon, Prospect Park, Roselle, Winfield.

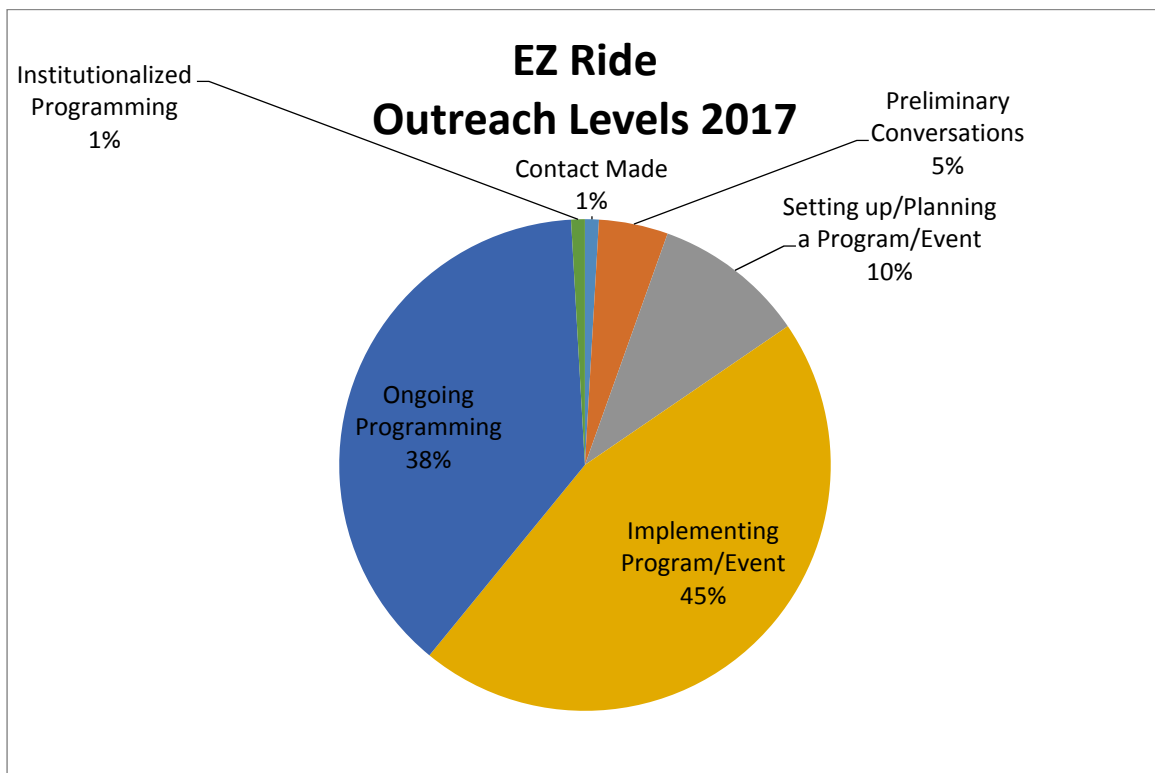
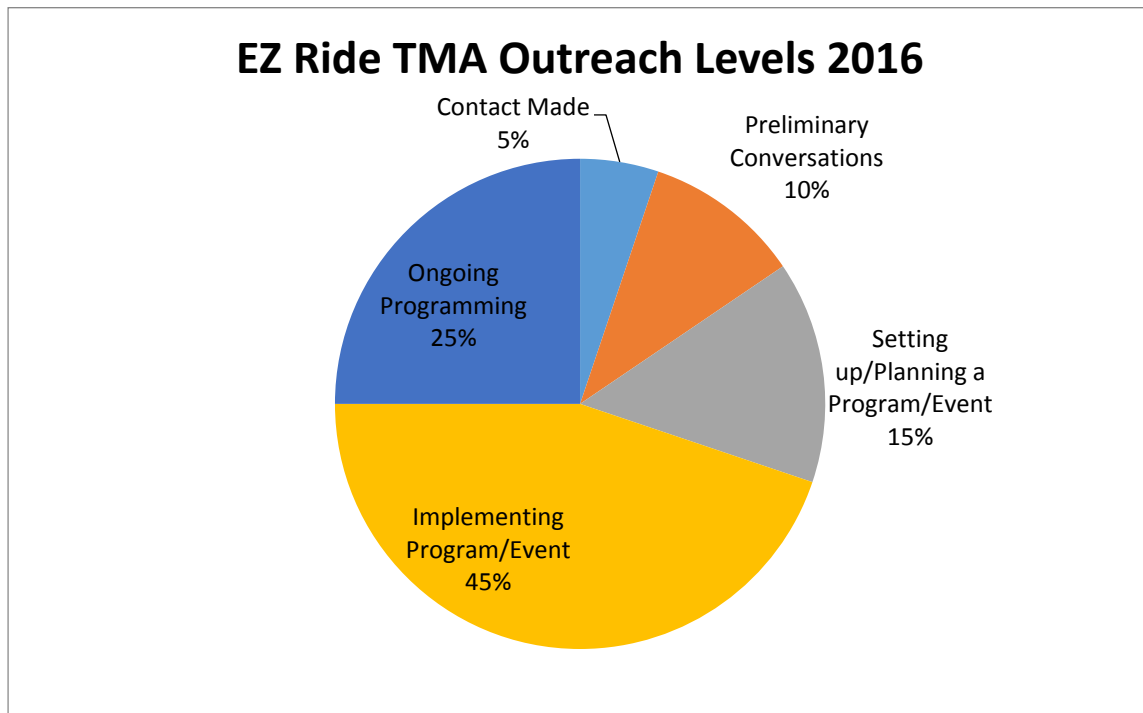
Table of Contacted Municipalities

(* = Low Socioeconomic Status Community)

County	Municipality	Year
Bergen	Demarest Boro	2017
Bergen	Fair Lawn Boro	2017
Bergen	Fort Lee Boro	2017
Bergen	Garfield City*	2016, 2017
Bergen	Hackensack City	2016, 2017
Bergen	Lodi Boro*	2016, 2017
Bergen	Maywood Boro	2017
Bergen	Moonachie Boro*	2016, 2017
Bergen	Palisades Park Boro	2016
Bergen	Paramus Boro	2016
Bergen	Teaneck Twp.	2016, 2017
Bergen	Wallington Boro*	2016, 2017
Bergen	Westwood Boro	2016, 2017
Bergen	Wyckoff Twp.	2017
Essex	Bloomfield Twp.	2017
Essex	Cedar Grove Twp.	2017
Essex	City Of Orange Twp.*	2016, 2017
Essex	East Orange City*	2016, 2017
Essex	Irvington Twp.*	2016, 2017
Essex	Maplewood Twp.	2016, 2017
Essex	Montclair Twp.	2017

Essex	Newark City*	2016, 2017
Essex	South Orange Village Twp.	2016, 2017
Essex	Verona Twp.	2017
Essex	West Orange Twp.	2017
Monmouth	Asbury Park City*	2016, 2017
Monmouth	Farmingdale Boro	2016, 2017
Monmouth	Freehold Boro*	2016, 2017
Monmouth	Highlands Boro	2016
Monmouth	Keansburg Boro*	2016, 2017
Monmouth	Keyport Boro	2017
Monmouth	Little Silver Boro	2017
Monmouth	Long Branch City*	2016, 2017
Monmouth	Middletown Twp.	2016, 2017
Monmouth	Ocean Twp.	2016, 2017
Monmouth	Red Bank Boro	2017
Monmouth	Sea Girt Boro	2017
Monmouth	Tinton Falls Boro	2017
Monmouth	West Long Branch Boro	2017
Monmouth	Westfield Town	2017
Passaic	Clifton City	2017
Passaic	Haledon Boro*	2016
Passaic	Passaic City*	2016, 2017
Passaic	Paterson City*	2016, 2017
Passaic	Prospect Park Boro*	2016
Union	Cranford Twp.	2017
Union	Elizabeth*	2016, 2017
Union	Linden City*	2017
Union	Plainfield City*	2016, 2017
Union	Roselle Boro*	2016
Union	Roselle Park Boro	2017
Union	Scotch Plains Twp.	2016, 2017
Union	Union Twp.	2016, 2017
Union	Westfield Town	2017

EZ Ride TMA Outreach Levels:



EZ Ride TMA Pedestrian and Bicycle Events

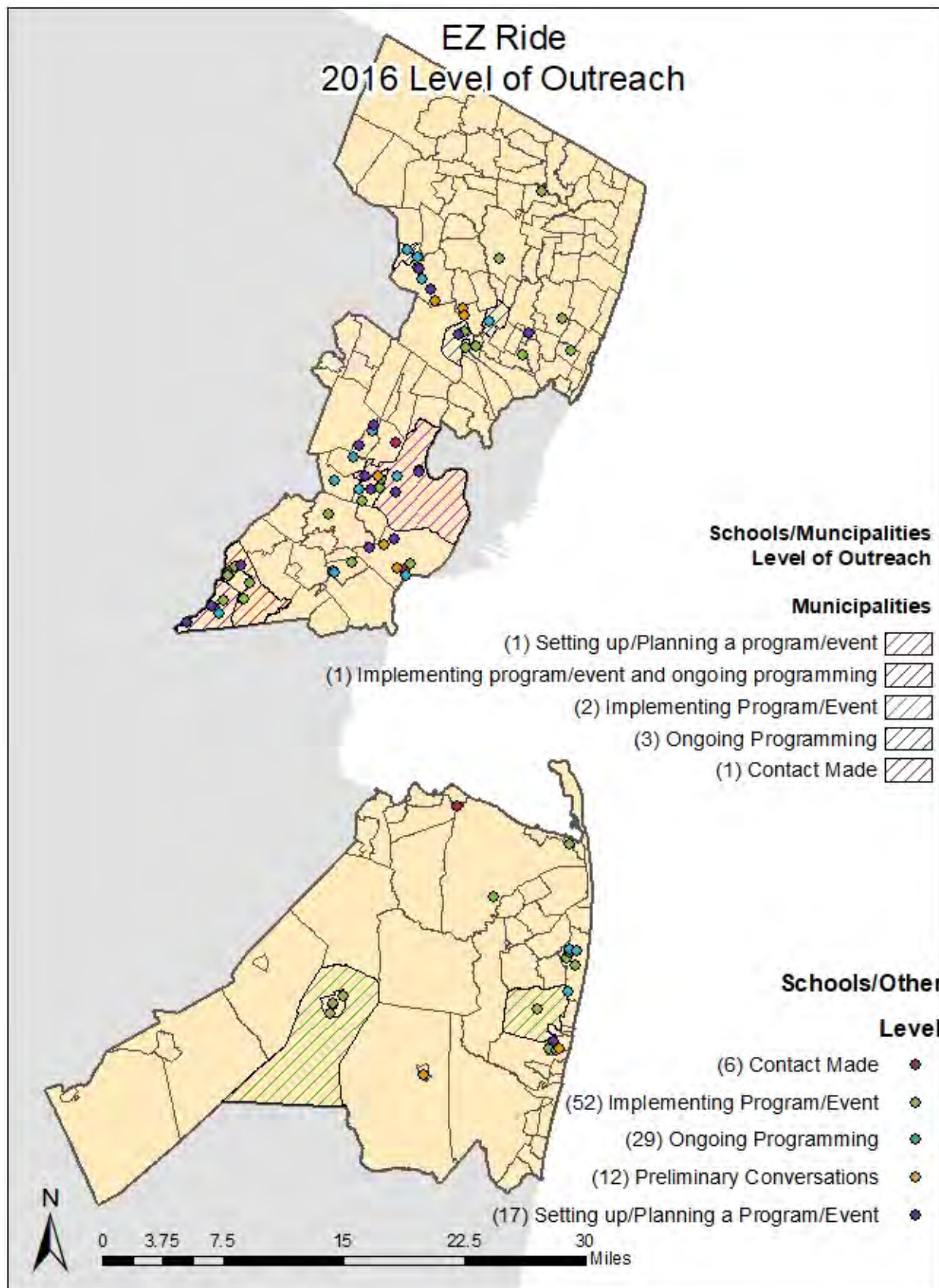
Event	#of Events	2016 # of Participants	#of Events	2017 # of Participants
Walking School Bus	0	0	1	N/A
Walk to School Day	5	2034	50	10206
Bike Rodeo/Bike Clinic	17	502	23	594
Mileage Club or Contest	5	450	8	122
Other Pedestrian or Bike Event	0	0	1	16

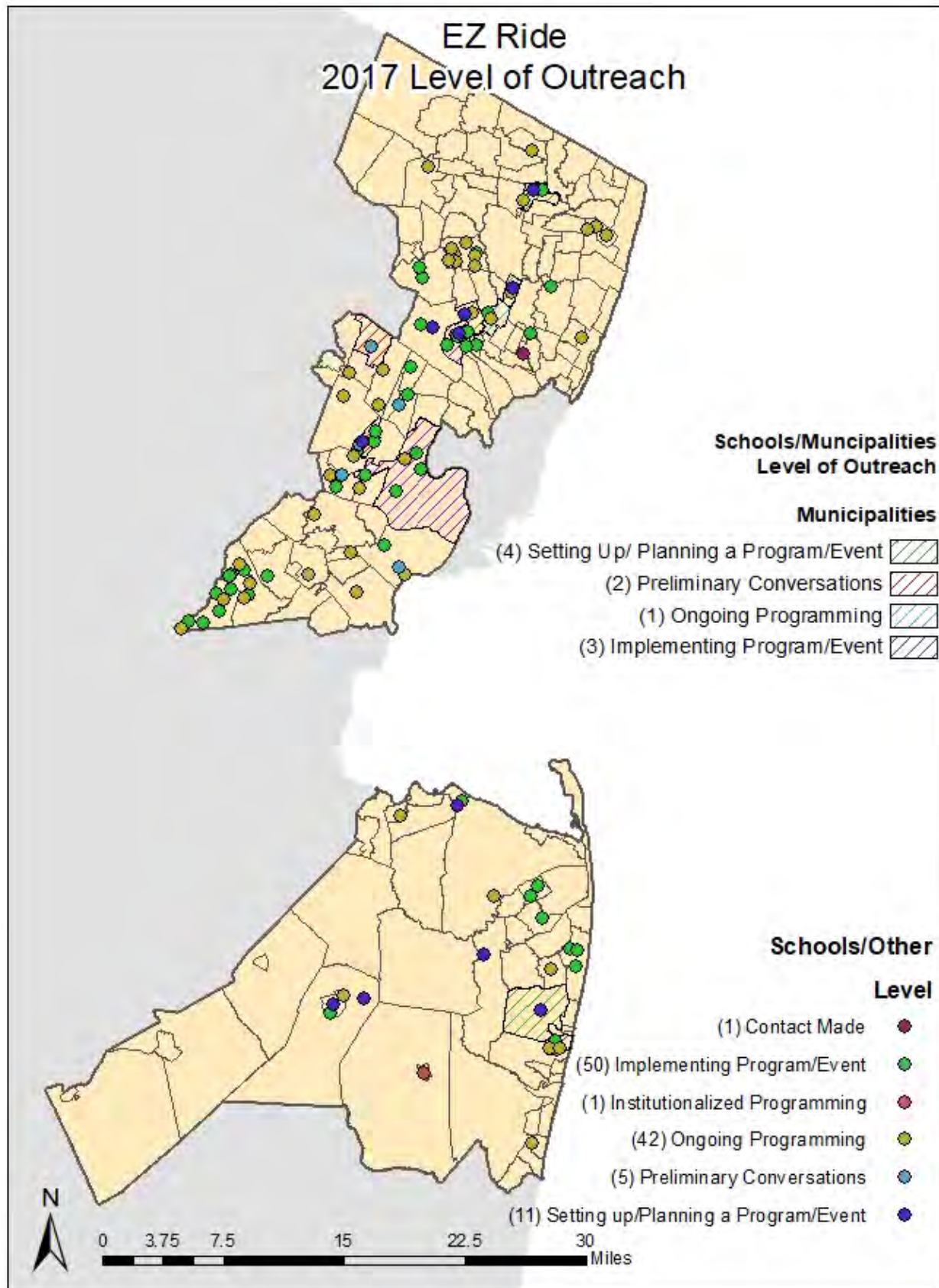
EZ Ride TMA Educational Events

Type of Event	# of Events	2016 # of events with on street/on foot component	# of participants	# of Events	2017 # of events with on street/on foot component	# of participants
Bike Safety Lesson	12	0	1517	16	3	2664
Pedestrian Safety Lesson	50	43	12403	29	17	7417
Community Presentation	2	N/A	40	6	N/A	161

EZ Ride TMA Planning and Policy Activities:

Type of project	#of Projects	2016 #of Participants	#of Projects	2017 #of Participants
Walkability Assessment	7	64	7	78
Bikability Assessment	3	30	2	34
School Travel Plan	8	N/A	5	N/A
Assistance with Infrastructure Funding Application	7	N/A	0	0
Safe Routes to School Recognition Program	10	N/A	10	N/A
Other Planning or Policy Activity	3	N/A	N/A	N/A





EZ Ride
Disadvantaged Communities Outreach 2016

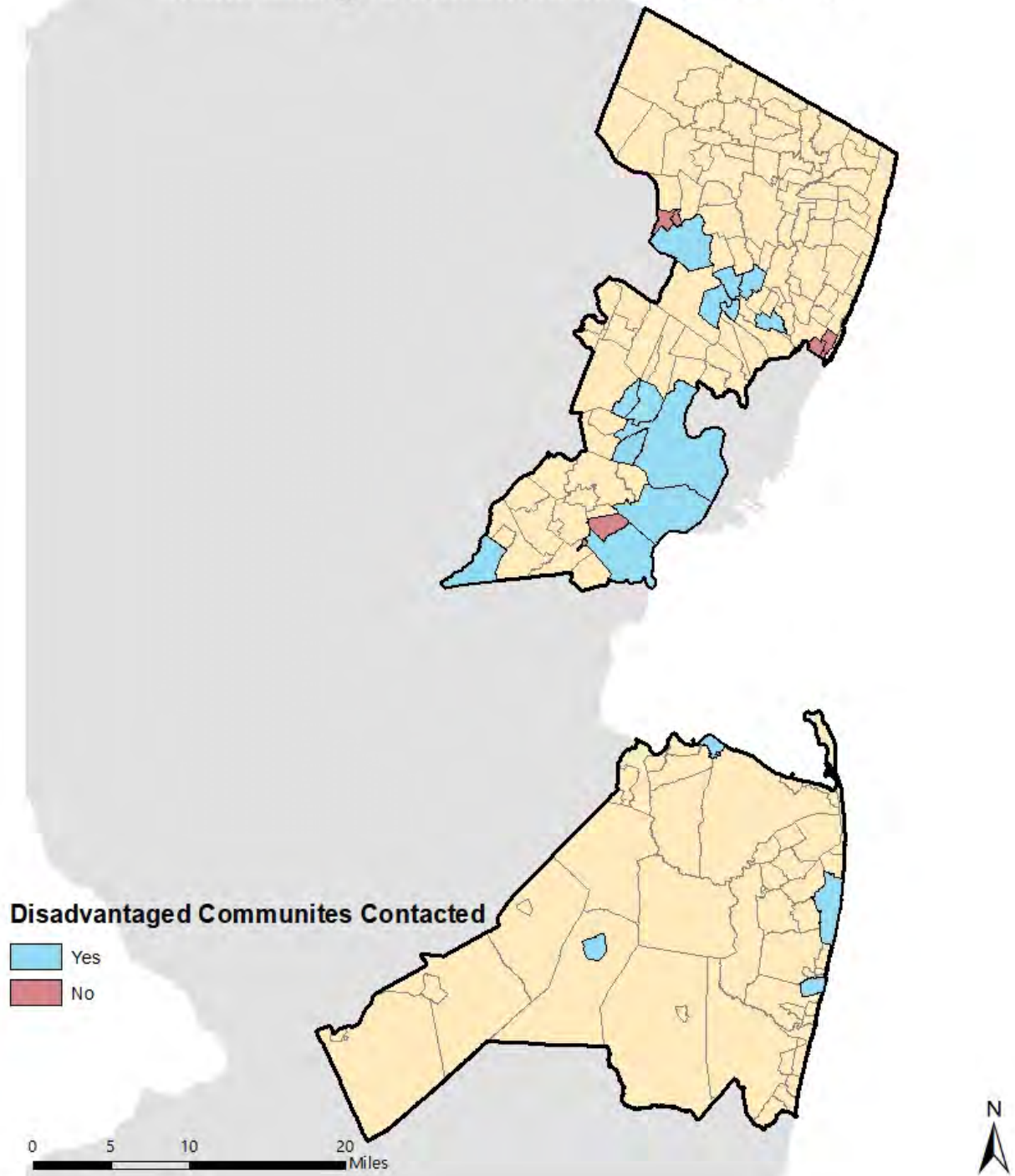
Disadvantaged Communities Contacted

Yes (Blue)
No (Red)

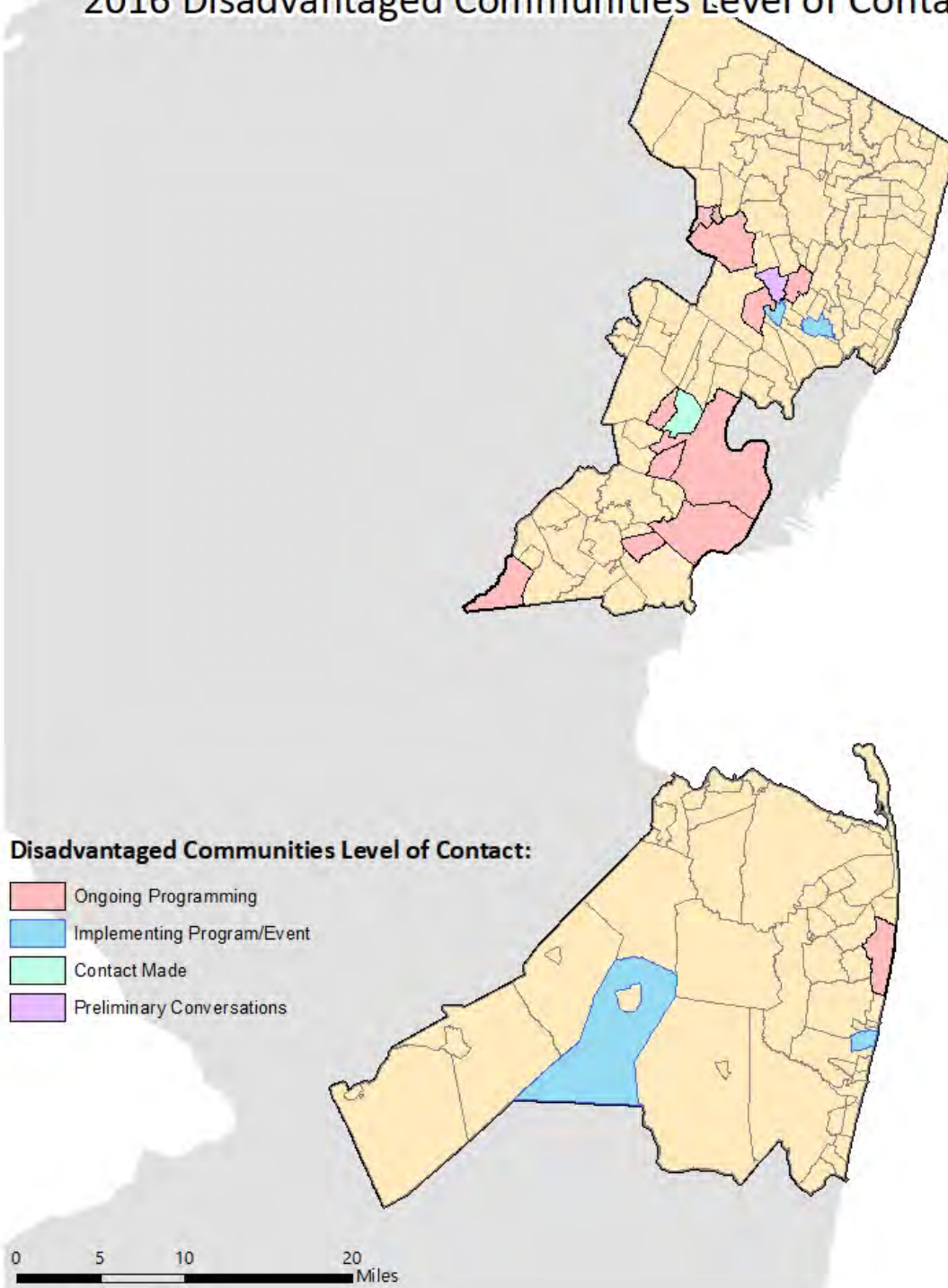
0 5 10 20 Miles

N

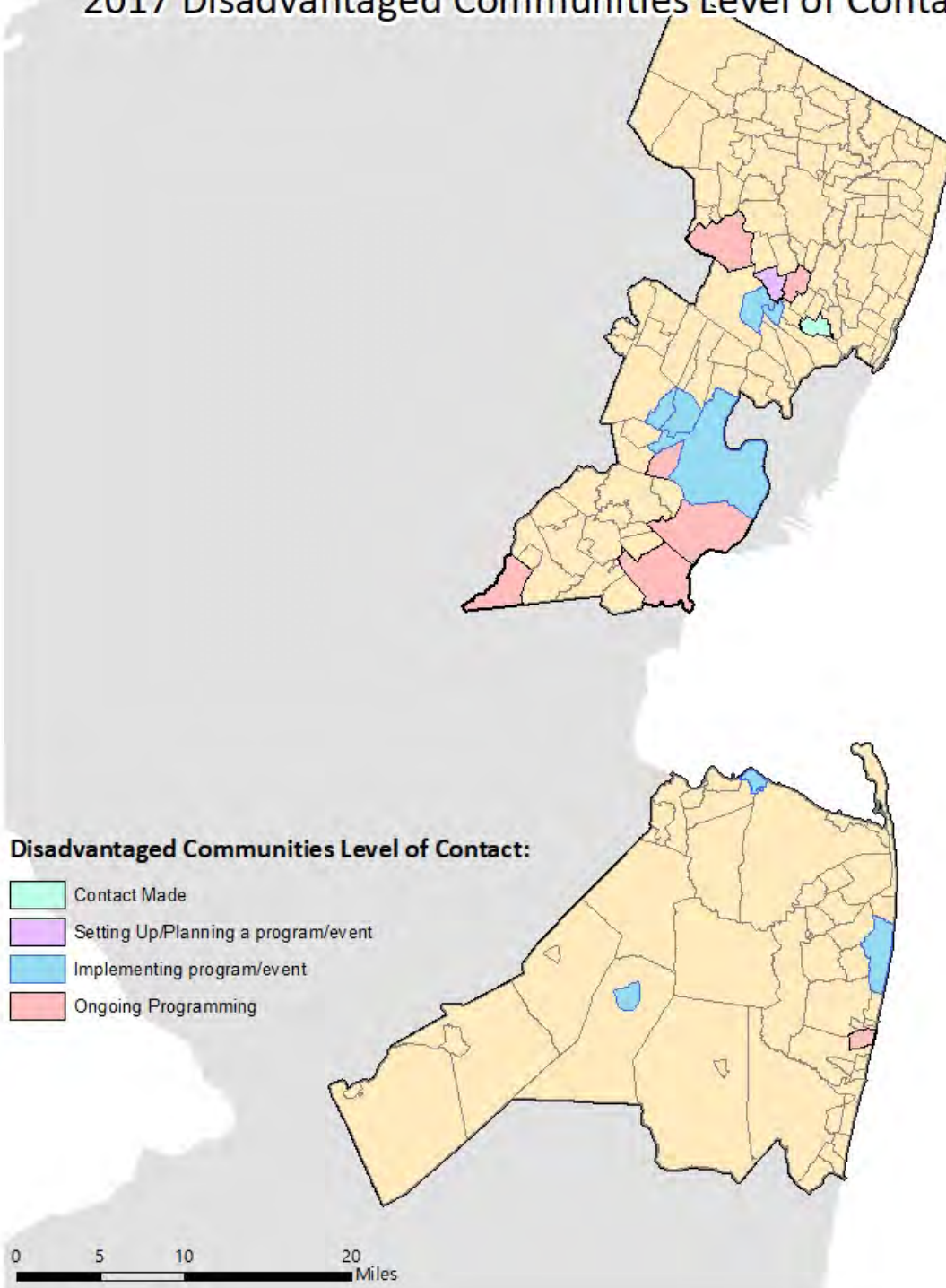
EZ Ride Disadvantaged Communities Outreach 2017



EZ Ride 2016 Disadvantaged Communities Level of Contact



EZ Ride 2017 Disadvantaged Communities Level of Contact



goHunterdon

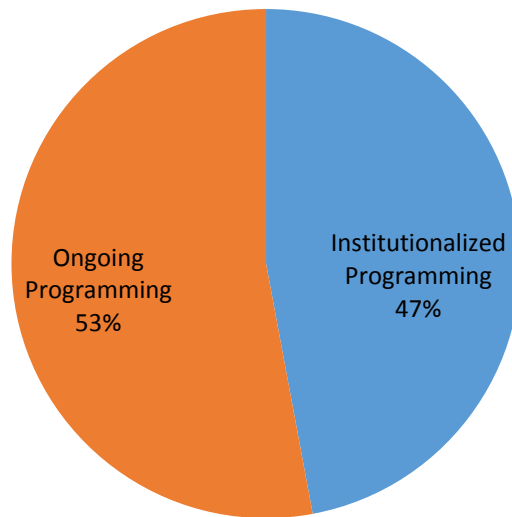
Observations:

- Total number of communities contacted: 13 (2016), 13 (2017)
- Contacts at the School Level: 16 (2016), 16 (2017)
- Contacts at the Municipal Level: 1 (2016),
- Contacts at any Other Level: 1 (2017)
- Total Contacts (all levels): 17 (2016), 17 (2017)
- No Low Socioeconomic Status Communities exist in the HART TMA region

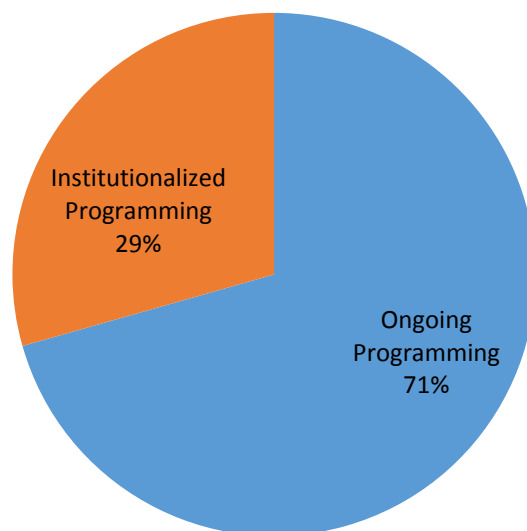
Table of Contacted Municipalities

County	Municipality	Year
Hunterdon	Bloomsbury Boro	2016, 2017
Hunterdon	Califon Boro	2016, 2017
Hunterdon	Clinton Town	2016, 2017
Hunterdon	Delaware Twp.	2016, 2017
Hunterdon	Flemington Boro	2016, 2017
Hunterdon	Frenchtown Boro	2016, 2017
Hunterdon	Glen Gardner Boro	2017
Hunterdon	Hampton Boro	2016, 2017
Hunterdon	Hampton Boro	2017
Hunterdon	High Bridge Boro	2016, 2017
Hunterdon	Lambertville City	2016, 2017
Hunterdon	Lebanon Boro	2016, 2017
Hunterdon	Milford Boro	2016
Hunterdon	Raritan Twp.	2016, 2017
Hunterdon	Stockton Boro	2016, 2017

goHunterdon TMA Outreach Levels 2016



goHunterdon TMA Outreach Levels 2017



goHunterdon Pedestrian and Bicycle Events

Type of Event	2016		2017	
	# of Events	# of Participants	# of Events	# of Participants
Walking School Bus	76	1967	39	1998
Bike Train	1	5	1	12
Walk to School Day	30	1872	19	1315
Bike to School Day	2	12	0	0
Bike Rodeo/Bike Clinic	4	138	2	21
Mileage Club or Contest	8	2030	2	300
Other Pedestrian or Bike Event	3	768	0	0

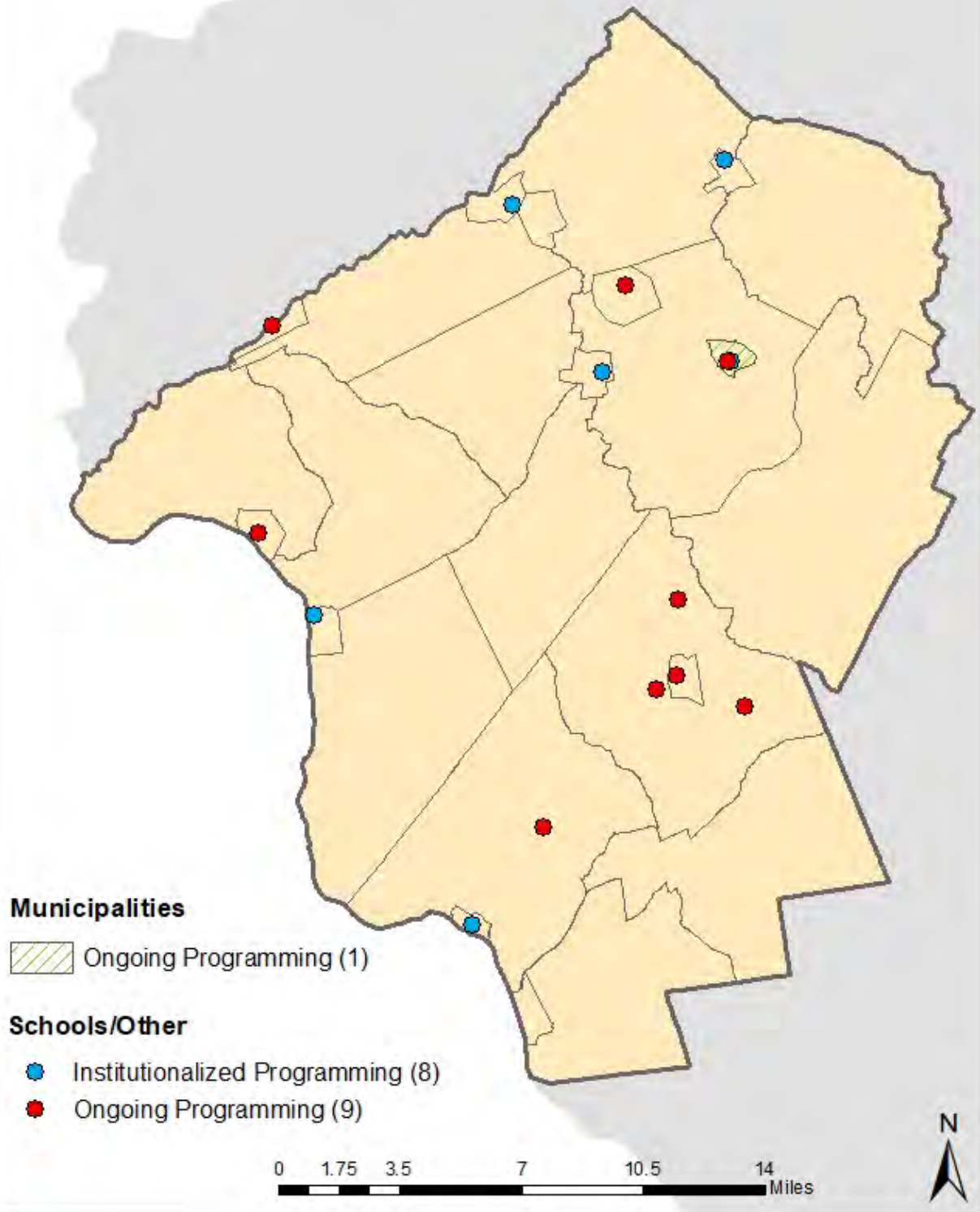
goHunterdon Education Events

Type of Event	#of Events	2016		#of Events	2017	
		#of Events with on street/on foot component	# of Participants		#of Events with on street/on foot component	# of Participants
Bike Safety Lesson	6	0	394	13	3	1487
Pedestrian Safety Lesson	22	19	2249	11	8	1313
Crossing Guard Appreciation	16	N/A	N/A	7	N/A	N/A
Other Educational Event	3	N/A	601	0	0	0

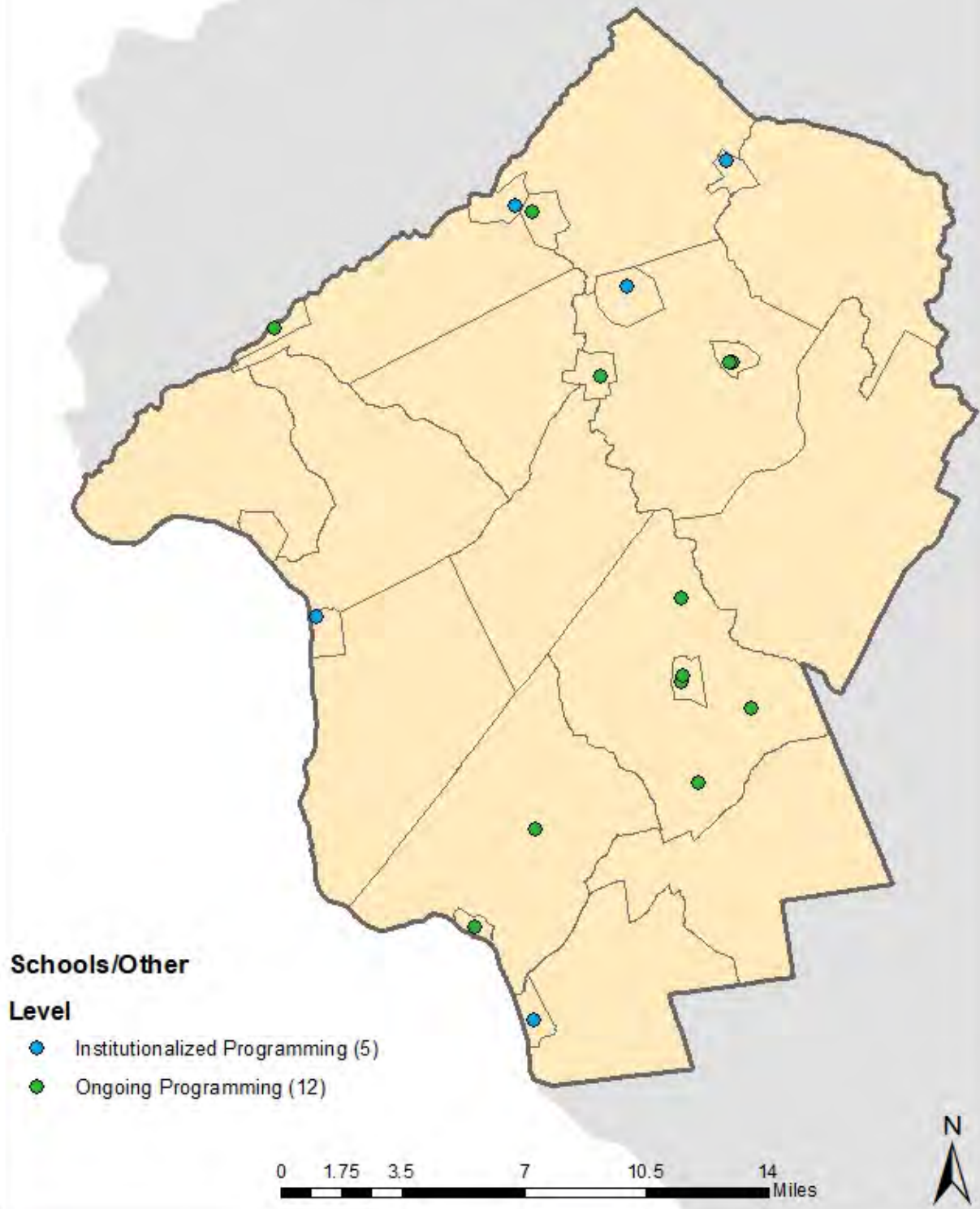
goHunterdon Planning and Policy Activities

Type of Project	2016		2017	
	#of Projects	# of Participants	#of Projects	# of Participants
School Travel Plan	5	N/A	1	N/A
Supportive Walk/Bike to School Policy	1	N/A	0	0
Assistance with Infrastructure Funding Application	2	N/A	0	0
Safe Routes to School Recognition Program	3	N/A	0	0
Other Planning or Policy Activity	5	N/A	0	0

goHunterdon 2016 Level of Outreach



goHunterdon
2017 Level of Outreach



Greater Mercer TMA

Observations

- Total number of communities contacted: 16 (2016), 22 (2017)/
- Contacts at the District Level: 3 (2016), 5 (2017).
- Contacts at the School Level: 31 (2016), 21 (2017).
- Contacts at the Municipal Level: 9 (2016), 6 (2017).
- Contacts at any other Level: 14 (2016), 23 (2017).
- Total Contacts (all levels): 57 (2016), 55 (2017).
- Low Socioeconomic Status Communities contacted: 2(2016), 2 (2017).
- Low Socioeconomic Status Communities not contacted:
2016: Lakehurst, Ocean Gate, Seaside Heights.
2017: Lakehurst, Ocean Gate, Seaside Heights.

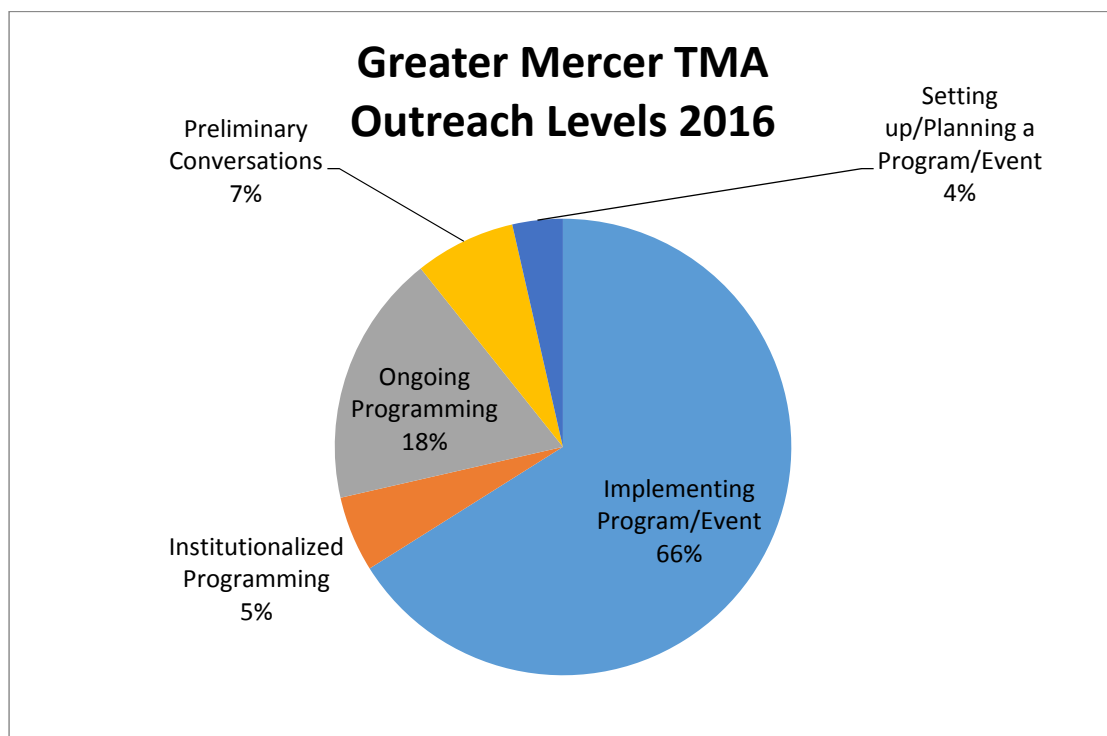
Table of Contacted Municipalities


(*=Low Socioeconomic Status Community)

County	Municipality	Year
Mercer	East Windsor Twp.	2016, 2017
Mercer	Ewing Twp.	2016, 2017
Mercer	Hamilton Twp.	2016, 2017
Mercer	Hightstown Boro	2017
Mercer	Hopewell Boro	2016, 2017
Mercer	Lawrence Twp.	2016, 2017
Mercer	Princeton Twp.	2016, 2017
Mercer	Robbinsville Twp.	2017
Mercer	Trenton City*	2016, 2017
Mercer	West Windsor Twp.	2016, 2017
Ocean	Bay Head Boro	2016, 2017
Ocean	Berkeley Twp.*	2016, 2017
Ocean	Brick Twp.	2016, 2017
Ocean	Jackson Twp.	2017
Ocean	Lacey Twp.	2017
Ocean	Lakewood Twp.	2017
Ocean	Lavallette Boro	2016
Ocean	Little Egg Harbor Twp.	2017
Ocean	Mantoloking Boro	2016, 2017
Ocean	Ocean Twp.	2016, 2017
Ocean	Point Pleasant Beach Boro	2017
Ocean	Point Pleasant Boro	2016, 2017

Ocean	Toms River Twp.	2016, 2017
Ocean	Toms River Twp.	2017

Greater Mercer TMA Outreach Levels:





Greater Mercer Pedestrian and Bicycle Events:

Type of Event	2016		2017	
	# of Events	# of Participants	# of Events	# of Participants
Walking School Bus	2	14	0	0
Bike Train	0	0	1	30
Walk to School Day	11	1940	14	2110
Bike to School Day	2	115	4	125
Bike Rodeo/Bike Clinic	4	294	2	250
Other Pedestrian or Bike Event	4	1180	3	300
Mileage Club or Contest	4	N/A	0	N/A

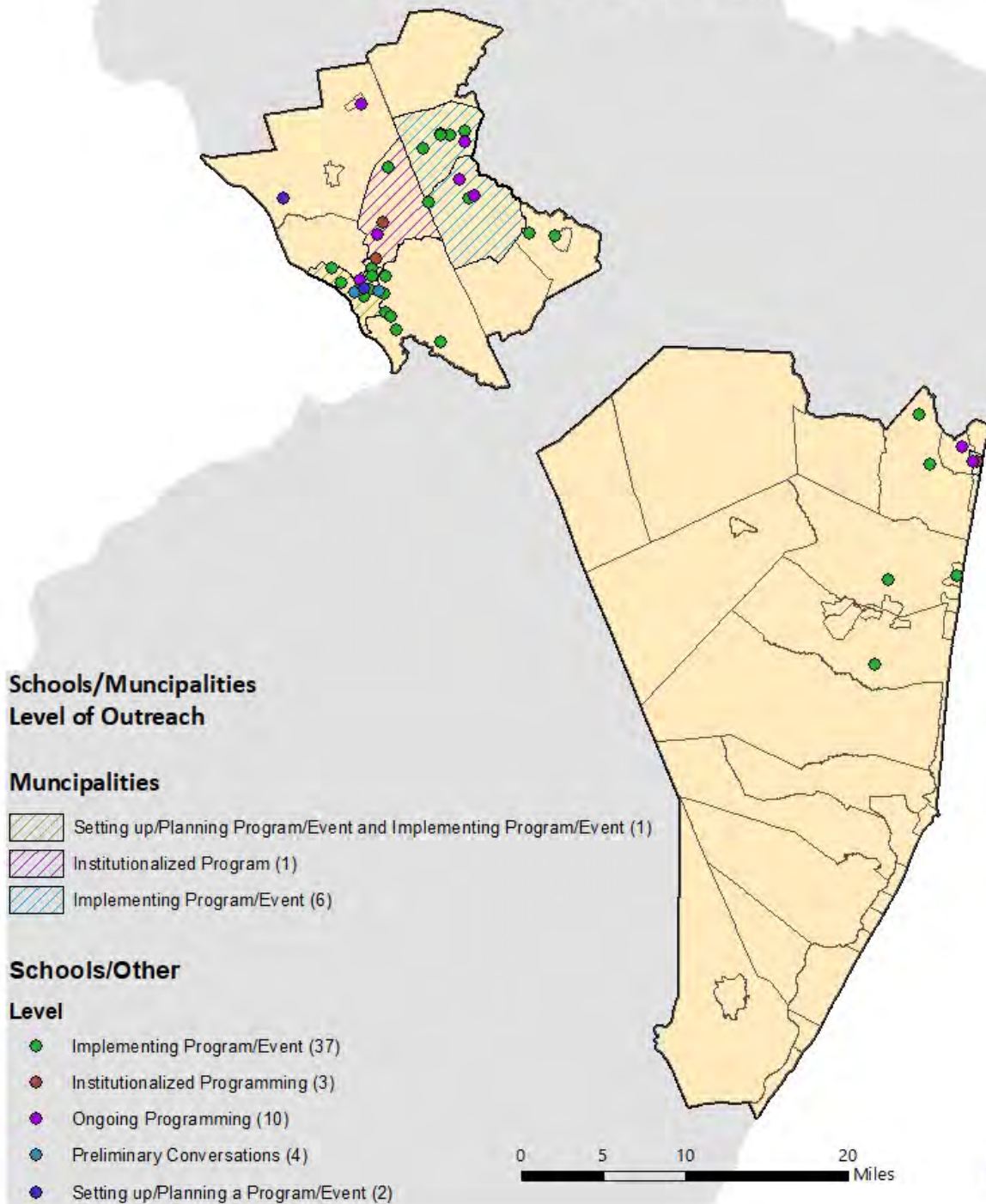
Greater Mercer Education Events:

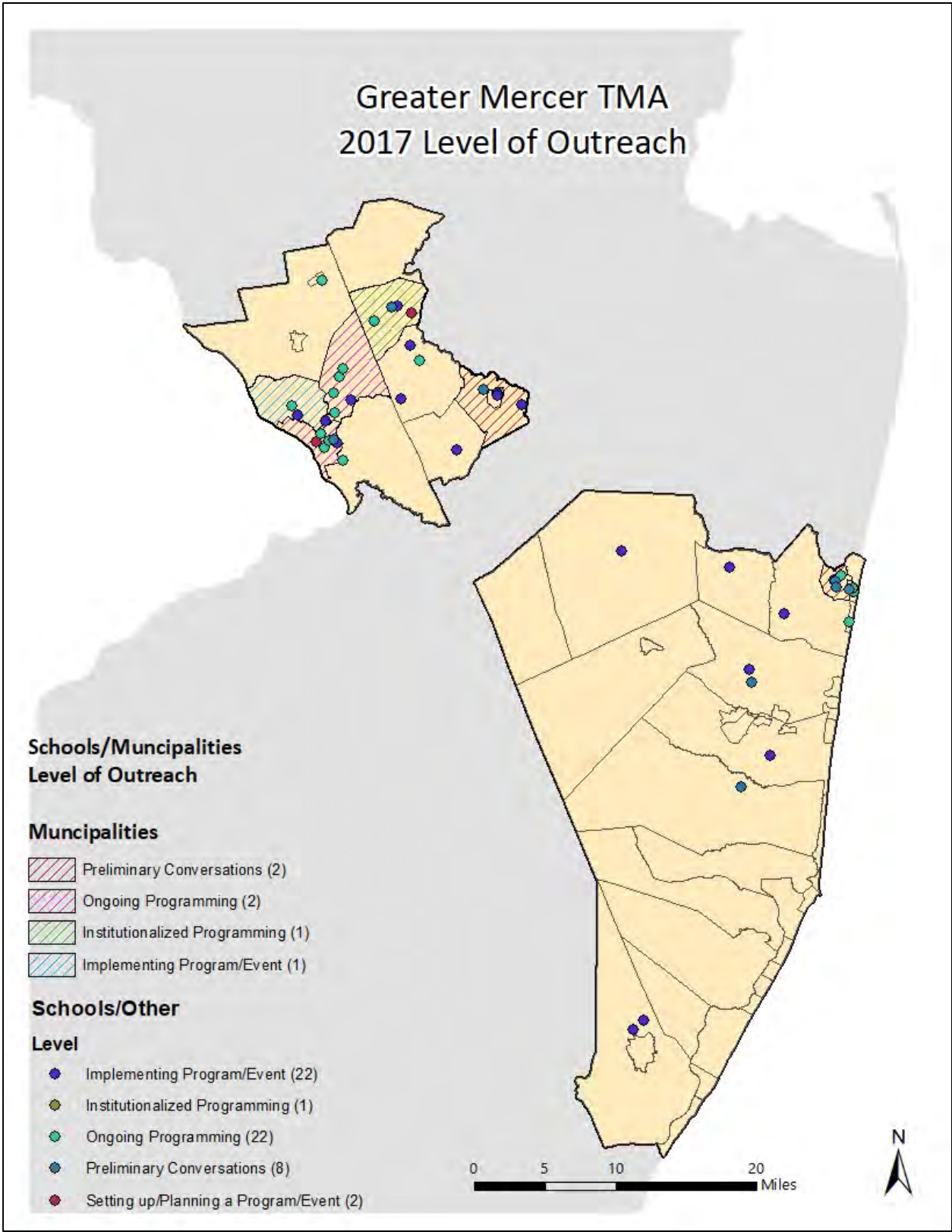
Type of Event	#of Events	2016		#of Events	2017	
		#of events with on street/onfoot component	#of participants		#of events with on street/onfoot component	#of participants
Bike Safety Lesson	12	0	612	18	0	1583
Pedestrian Safety Lesson	13	0	2066	16	1	1909
Community Presentation	1	N/A	40	9	N/A	534
Other Educational Event	0	0		5	N/A	452

Greater Mercer Planning and Policy Activities:

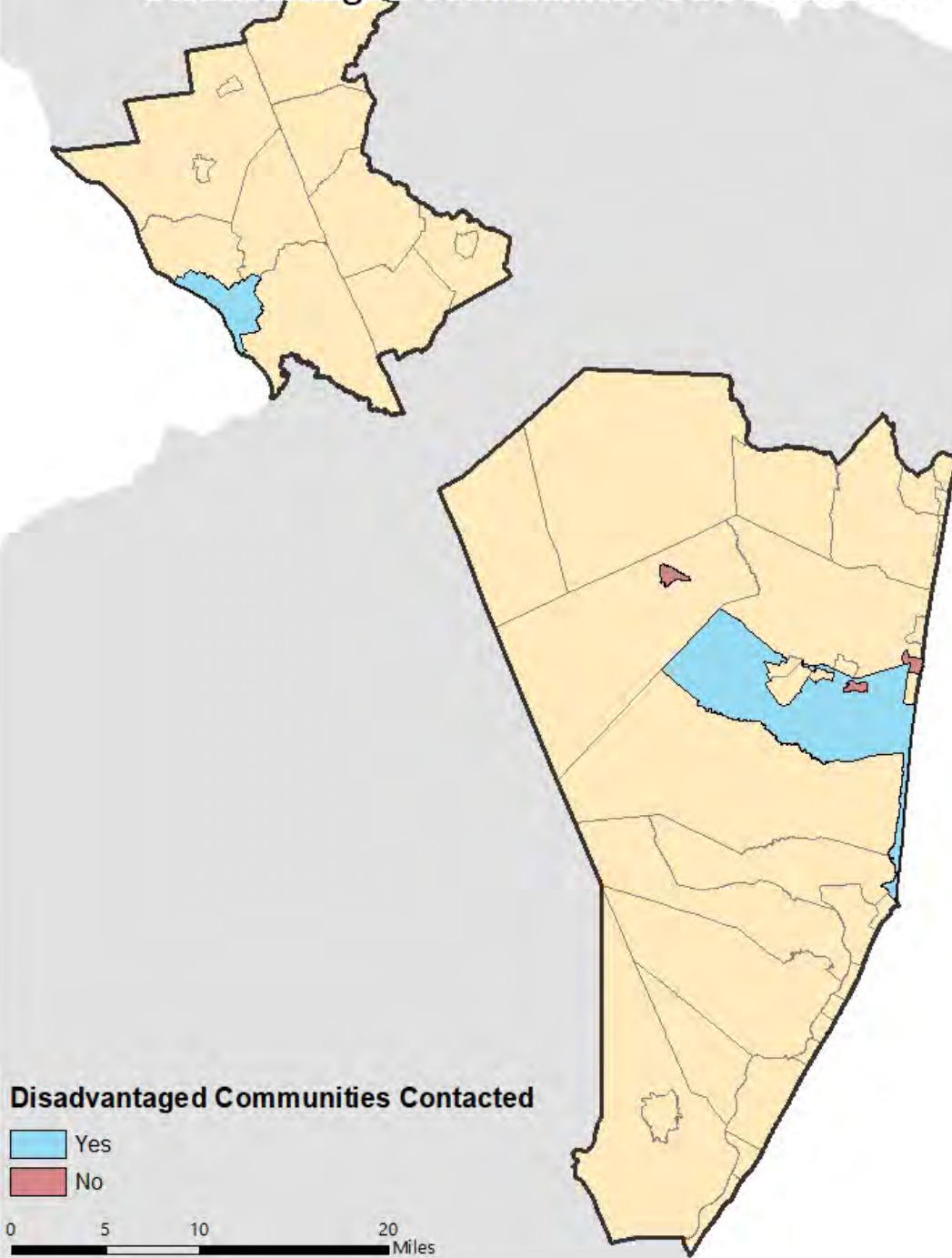
Type of project	#of Projects	2016		2017
		#of Participants	#of Projects	#of Participants
Walkability Assessment	1	2	2	40
School Travel Plan	1	N/A	0	0
Assistance with Infrastructure Funding Application	1	N/A	0	0
Safe Routes to School Recognition Program	25	N/A	0	0
Other Planning or Policy Activity	0	0	1	N/A

Greater Mercer TMA 2016 Level of Outreach

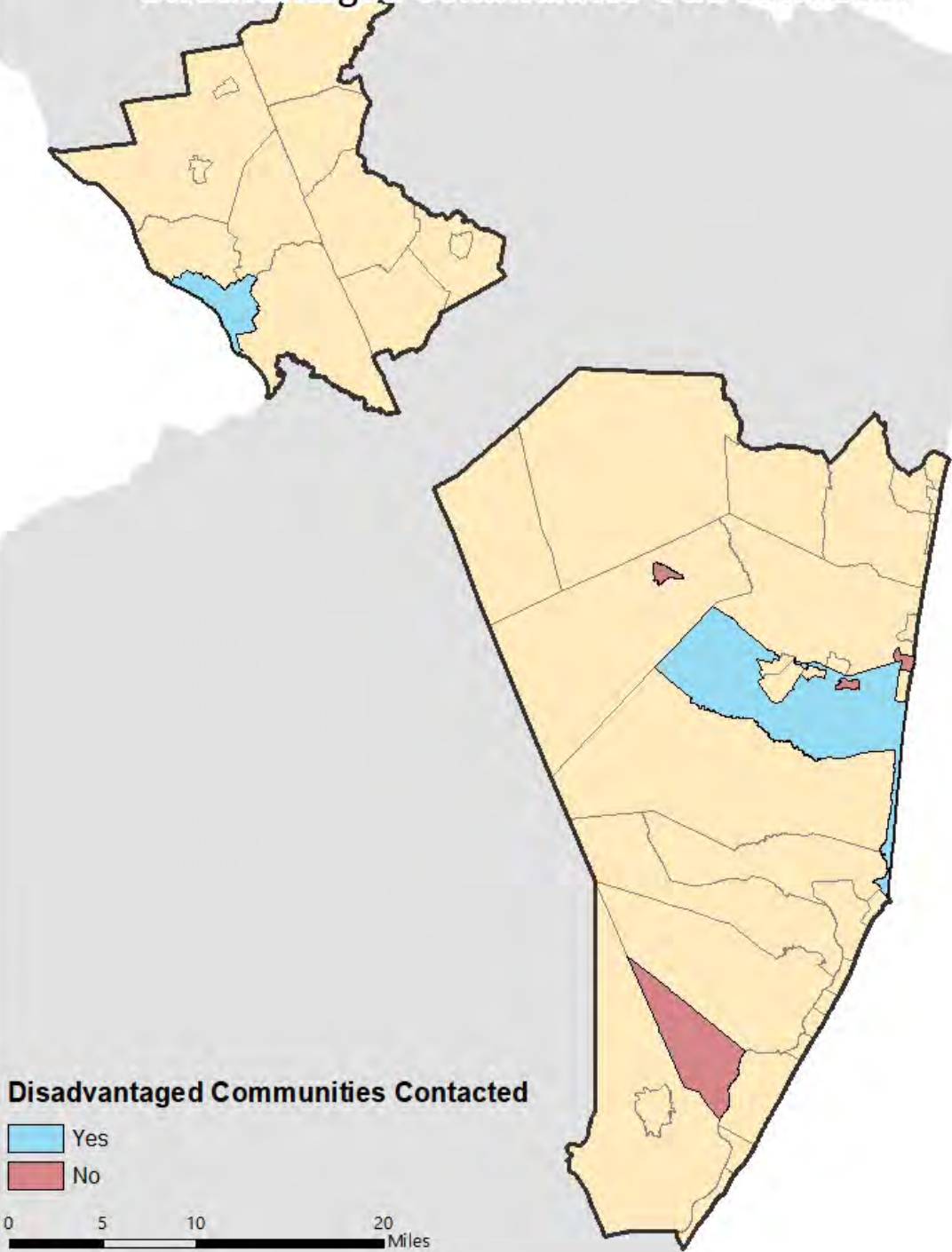




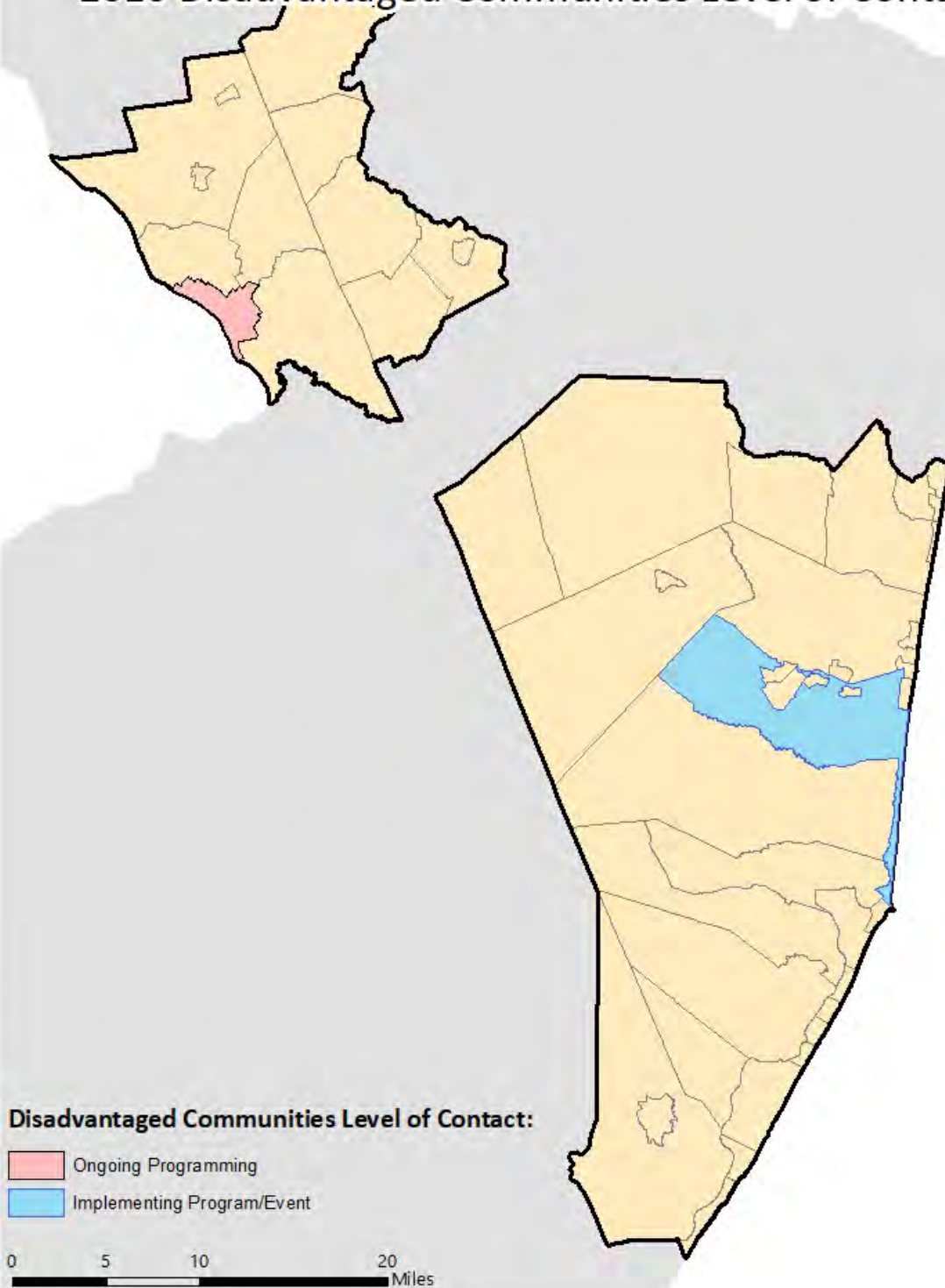
Greater Mercer TMA Disadvantaged Communities Outreach 2016

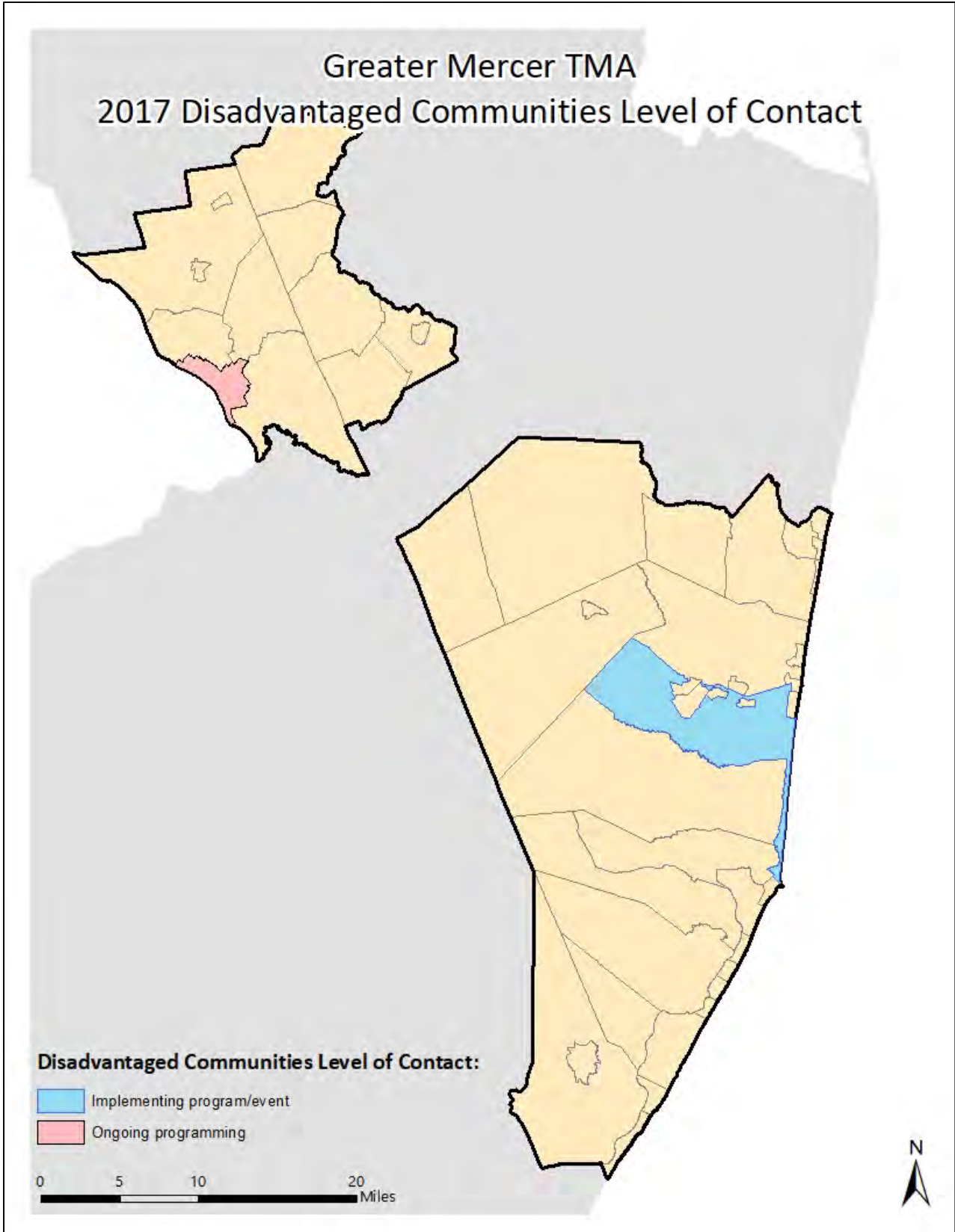


Greater Mercer TMA Disadvantaged Communities Outreach 2017



Greater Mercer TMA 2016 Disadvantaged Communities Level of Contact





Hudson TMA

Observations

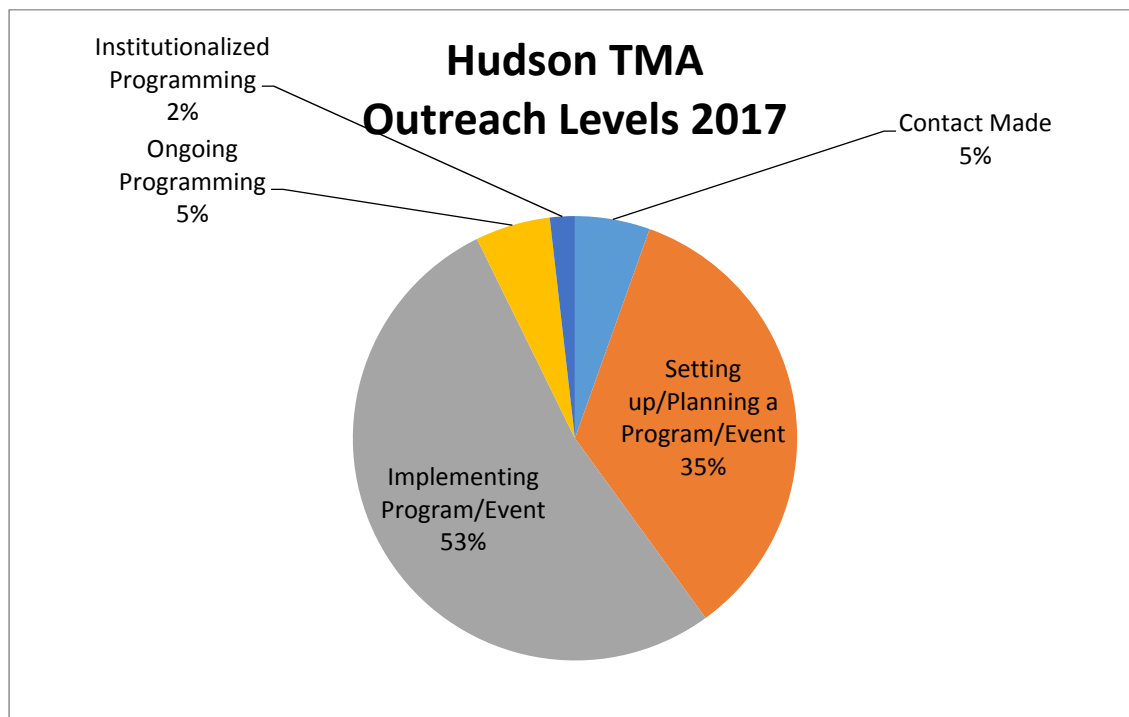
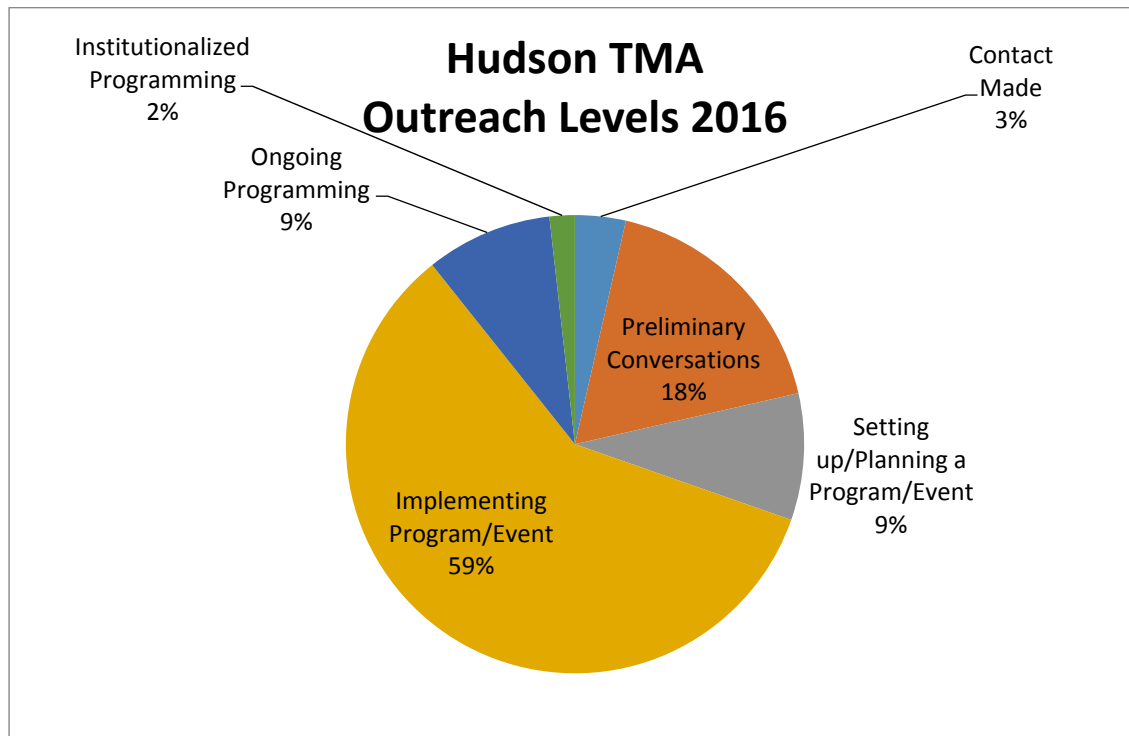
- Total number of communities contacted: 7 (2016), 9 (2017).
- Contacts at the District Level: 4 (2016), 2(2017)
- Contacts at the School Level: 49 (2016), 51 (2017)
- Contacts at the Municipal Level: 2 (2016), 2 (2017)
- Contacts at Other level: 1 (2017)
- Total Contacts (all levels): 55 (2016), 56 (2017).
- Low Socioeconomic Status Communities contacted: 5 (2016), 7 (2017).
- Low Socioeconomic Status Communities not contacted:
2016: East Newark, Guttenberg, Kearny.
2017: Kearny.

Table of Contacted Municipalities

(* = Low Socioeconomic Status Community)

County	Municipality	Year
Hudson	Bayonne City	2016, 2017
Hudson	East Newark Boro*	2017
Hudson	Guttenberg Town	2017
Hudson	Harrison Town*	2016, 2017
Hudson	Hoboken City	2016, 2017
Hudson	Jersey City*	2016, 2017
Hudson	North Bergen Twp.*	2016, 2017
Hudson	Union City*	2016, 2017
Hudson	West New York Town*	2016, 2017

Hudson TMA Outreach Levels:



Hudson TMA Pedestrian and Bicycle Events:

Type of Event	2016		2017	
	#of events	# of Participants	#of events	# of Participants
Walk to School Day	4	590	7	2105
Bike to School Day	9	N/A	0	0
Bike Rodeo/Bike Clinic	14	3,568	3	750
Mileage Club or Contest	17	817	32	2090
Walking School Bus	0	0	10	N/A
Other Pedestrian or Bike Event	1	200	0	0

Hudson TMA Educational Events:



Type of Event	#of events	2016		#of events	2017	
		#of events with on street/on foot component	# of participants		#of events with on street/on foot component	# of participants
Bike Safety Lesson	21	5	3177	25	7	3183
Pedestrian Safety Lesson	8	NA	NA	12	4	1987
Community Presentation	1	NA	20	0	0	0

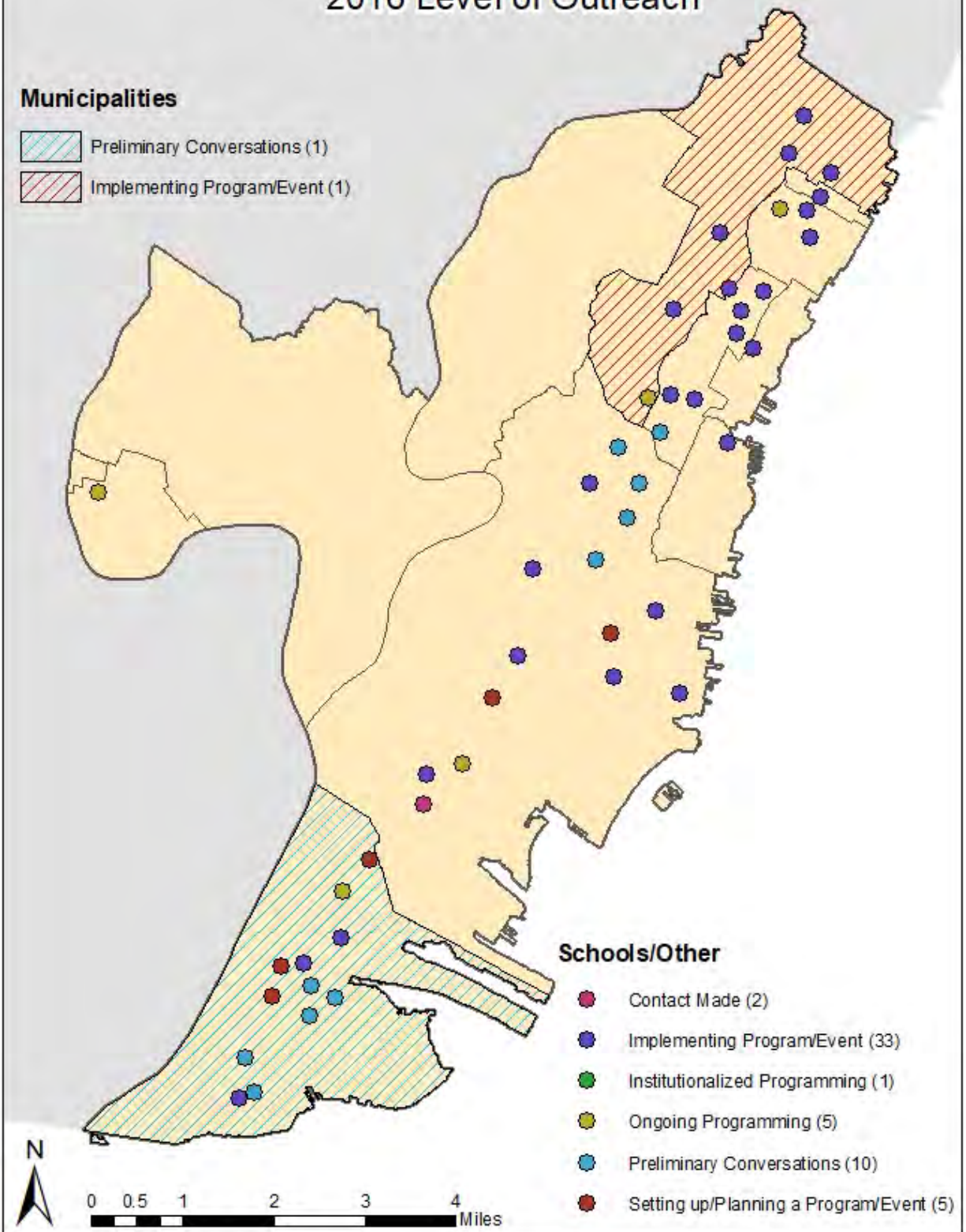
Hudson TMA Planning and Policy Activities:

Type of project	#of projects	2016		#of projects	2017	
		#of Projects	#of Participants		#of Projects	#of Participants
Walkability Assessment	1	N/A		1	N/A	
Safe Routes to School Recognition Program	0	0		27	N/A	

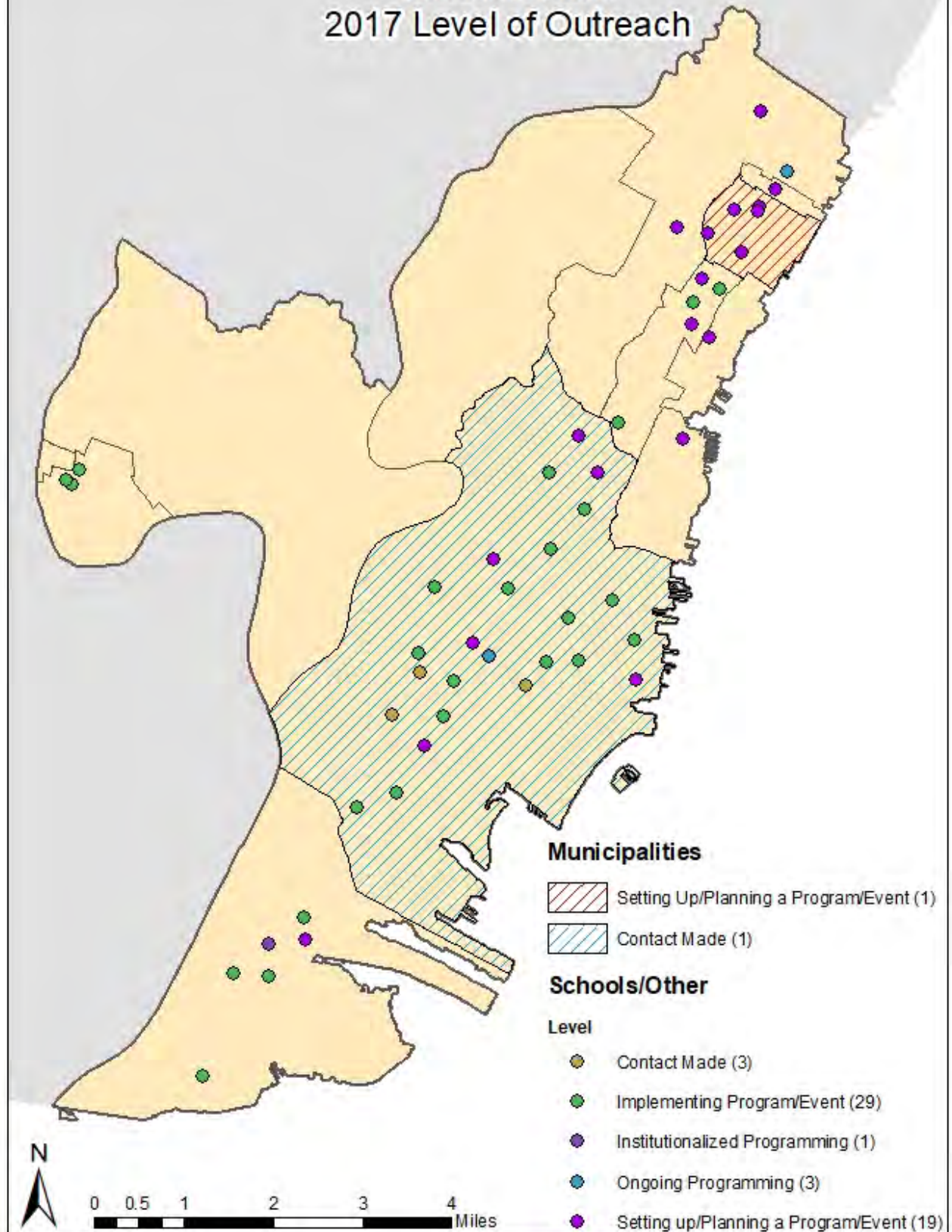
Hudson TMA 2016 Level of Outreach

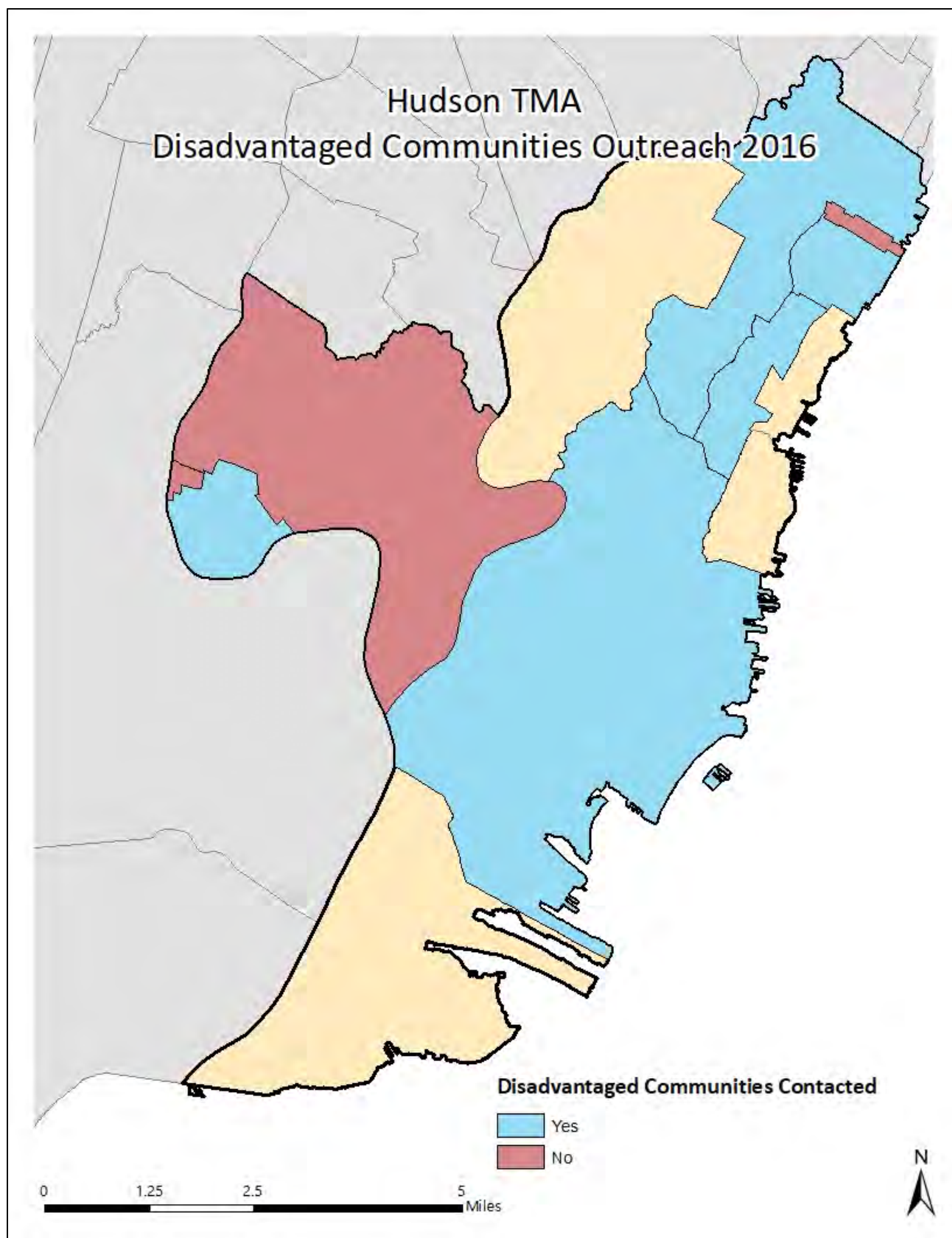
Municipalities

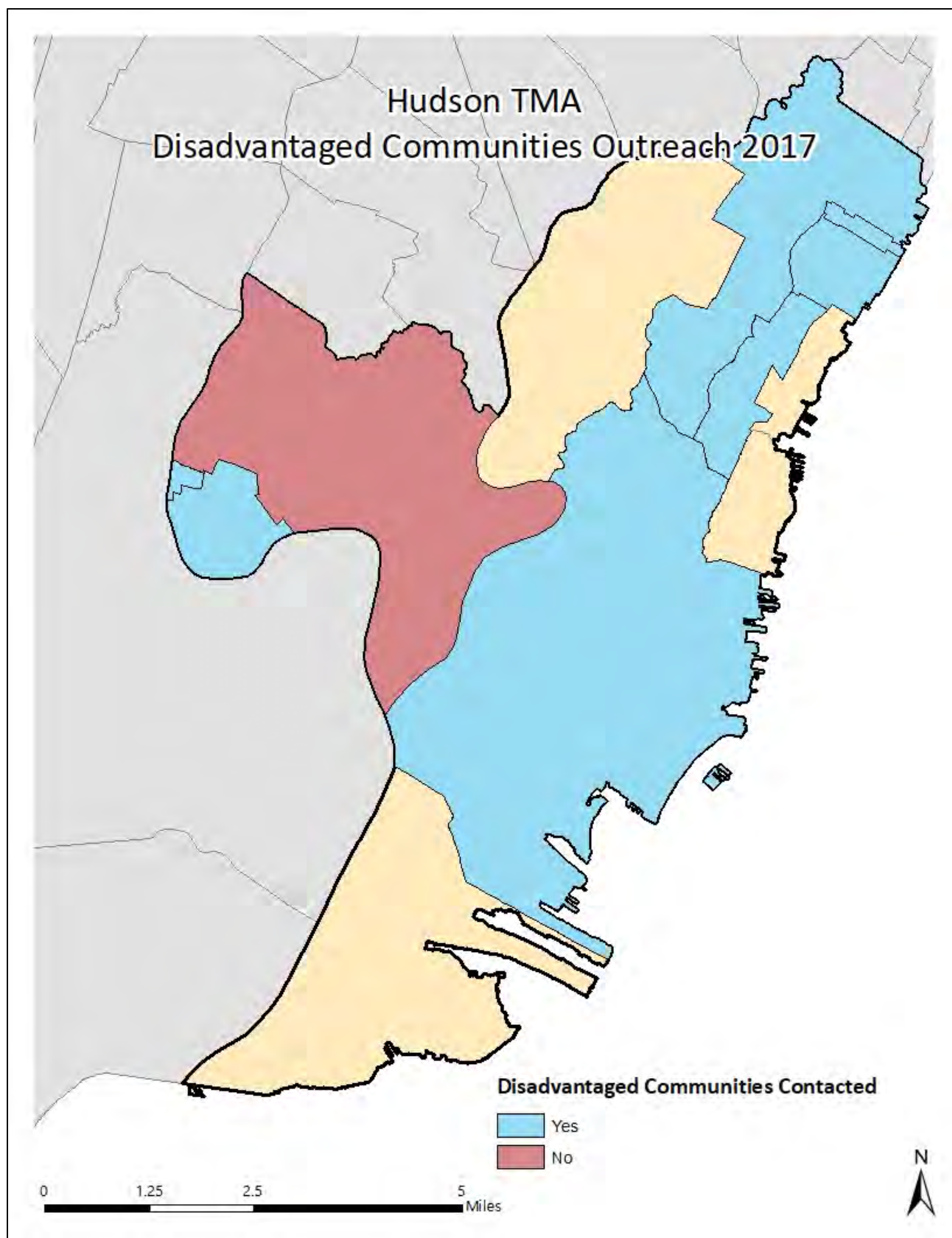
-  Preliminary Conversations (1)
-  Implementing Program/Event (1)

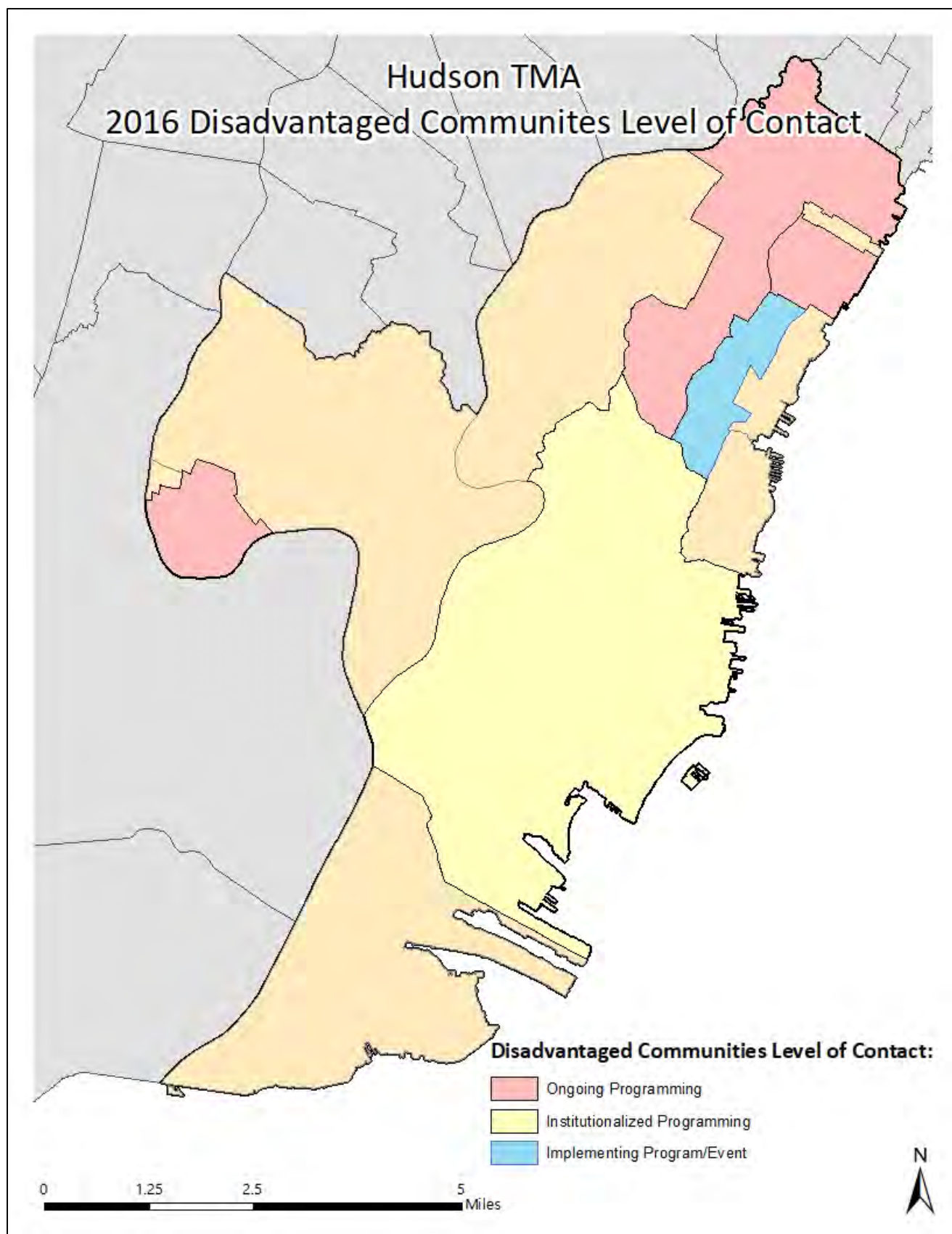


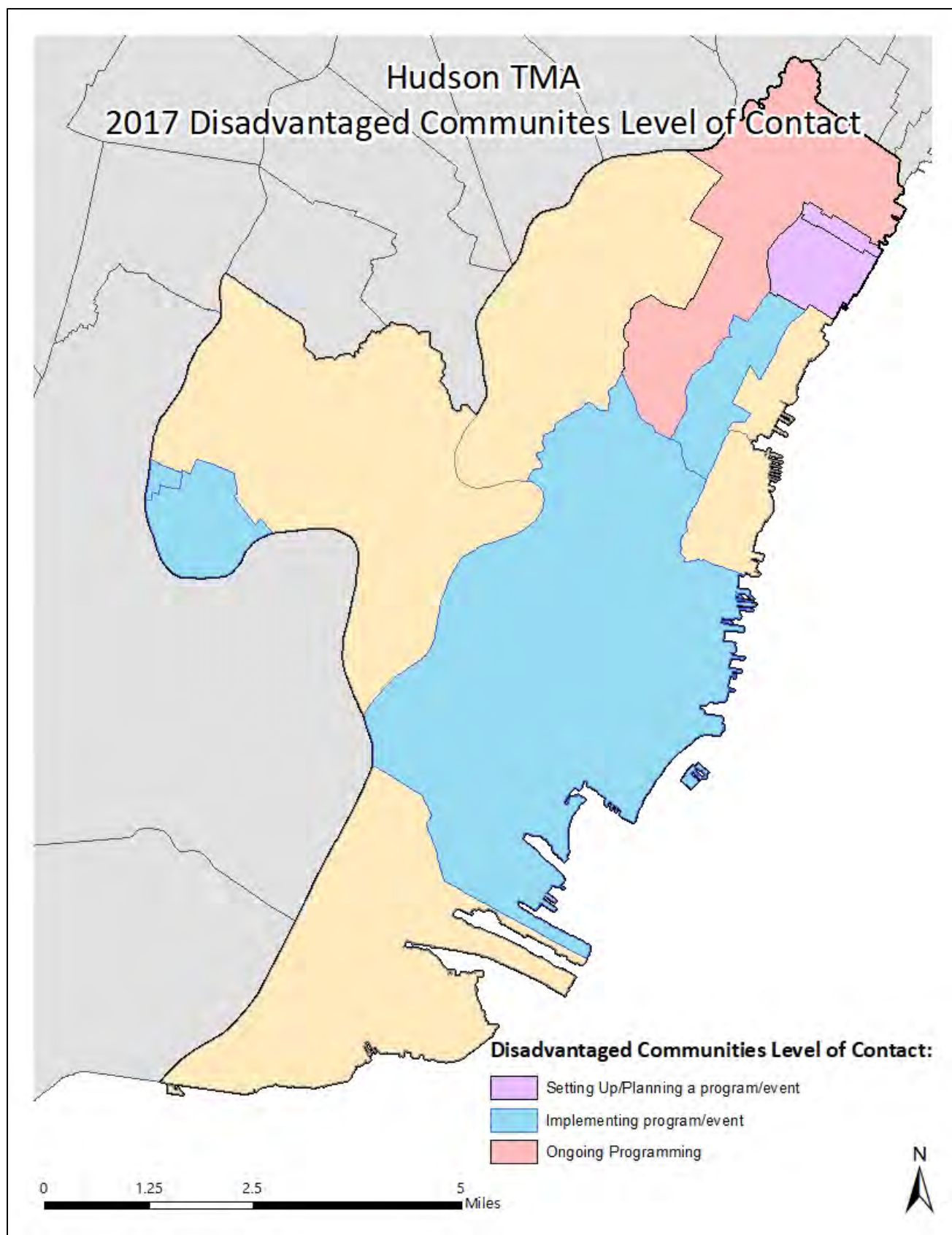
Hudson TMA 2017 Level of Outreach











Keep Middlesex Moving

Observations

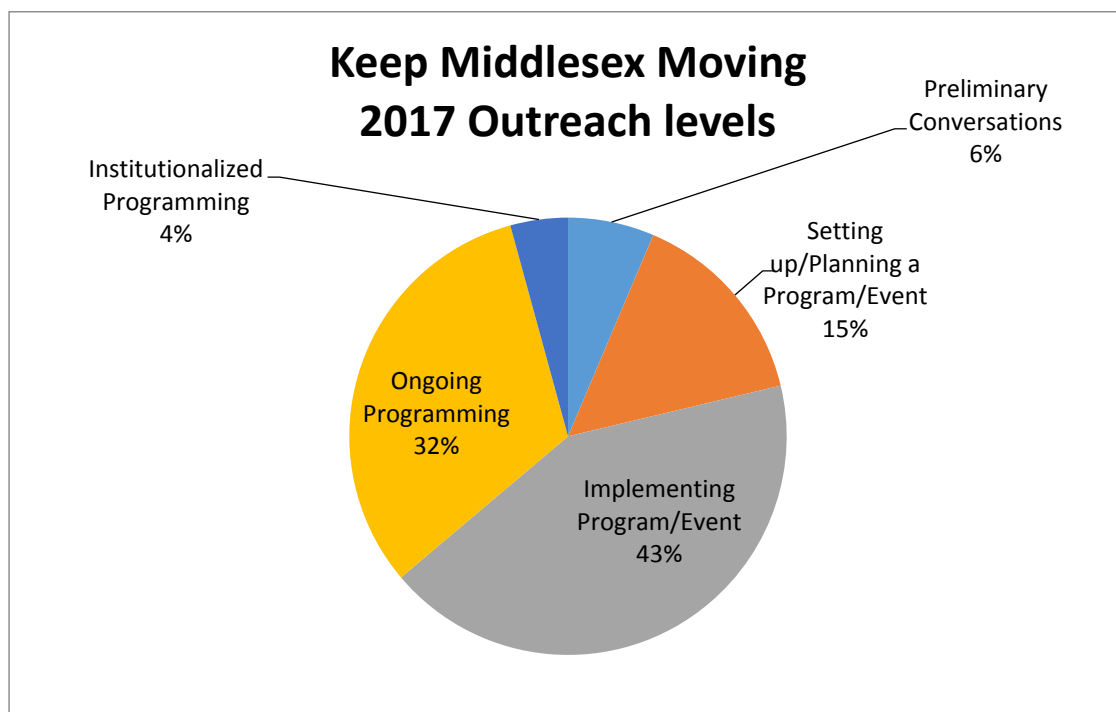
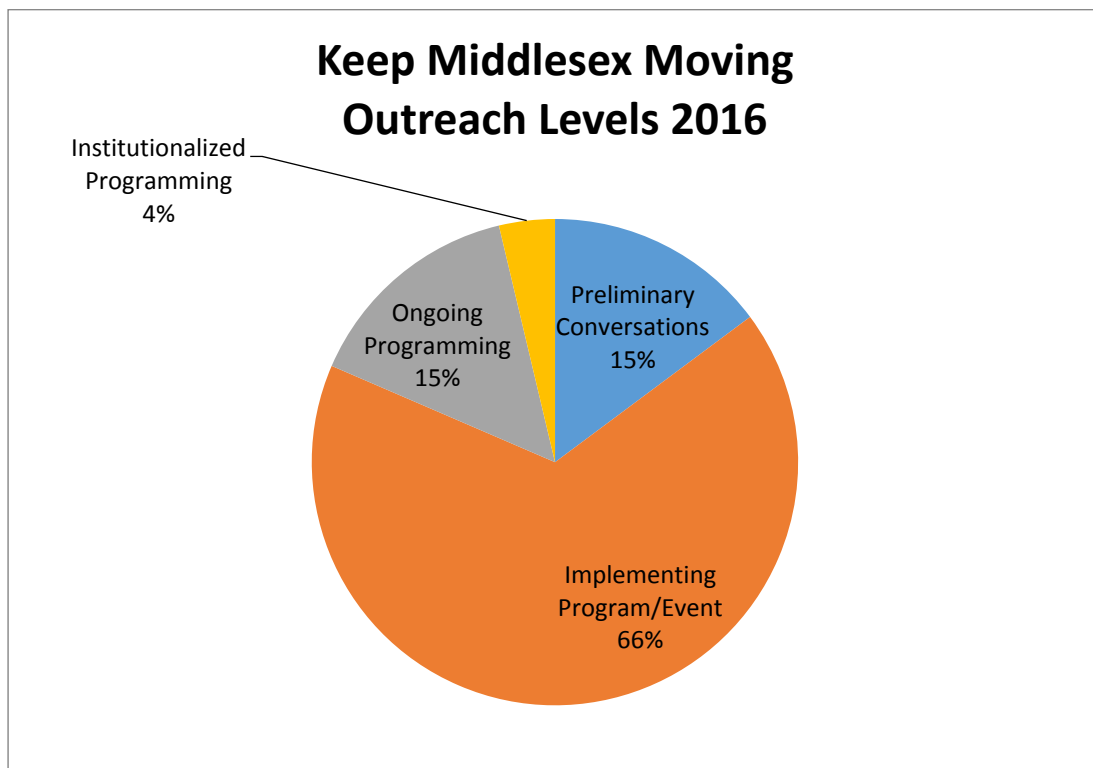
- Total number of communities contacted: 11(2016), 16 (2017).
- Contacts at the District Level: 3 (2016), 4 (2017).
- Contacts at the School Level: 13 (2016), 25 (2017).
- Contacts at the Municipal Level: 7 (2016), 6 (2017).
- Contacts at any other Level: 4 (2016), 12 (2017).
- Total Contacts (all levels): 27 (2016), 47 (2017).
- Low Socioeconomic Status Communities contacted: 2 (2016), 3 (2017).
- Low Socioeconomic Status Communities not contacted:
2016: Carteret
2017: All communities contacted

Table of Contacted Municipalities

(* = Low Socioeconomic Status Community)

County	Municipality	Year
Middlesex	Carteret Boro*	2017
Middlesex	Dunellen Boro	2017
Middlesex	East Brunswick Twp.	2016, 2017
Middlesex	Edison Twp.	2016, 2017
Middlesex	Highland Park Boro	2016, 2017
Middlesex	Jamesburg Boro	2017
Middlesex	Metuchen Boro	2016, 2017
Middlesex	Middlesex Boro	2017
Middlesex	Milltown Boro	2017
Middlesex	Monroe Twp.	2016
Middlesex	New Brunswick City*	2016, 2017
Middlesex	Old Bridge Twp.	2016, 2017
Middlesex	Perth Amboy City*	2016, 2017
Middlesex	Piscataway Twp.	2016, 2017
Middlesex	South River Boro	2017
Middlesex	Spotswood Boro	2017
Middlesex	Woodbridge Twp.	2016, 2017

Keep Middlesex Moving Outreach Levels:



Keep Middlesex Moving Pedestrian and Bicycle Events:

Type of Event	2016		2017	
	#of Events	# of Participants	#of Events	# of Participants
Walk to School Day	5	210	20	8085
Bike Rodeo/Bike Clinic	7	241	5	278
Other Pedestrian or Bike Event	3	150	1	32

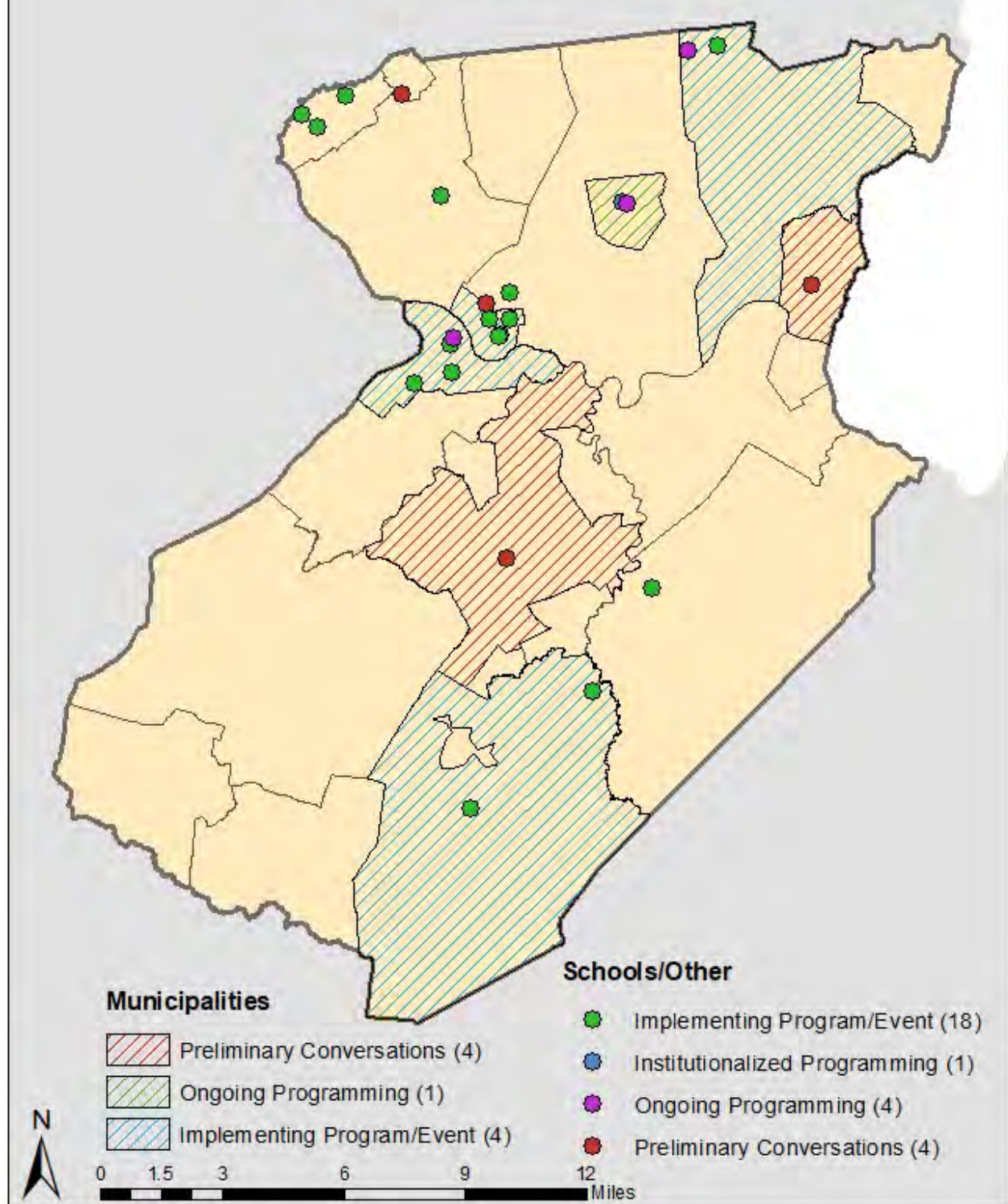
Keep Middlesex Moving Educational Events:

Type of Event	2016			2017		
	#of Events	#of events with on street/on foot component	#of participants	#of Events	#of events with on street/on foot component	#of participants
Bike Safety Lesson	4	0	580	11	0	3116
Pedestrian Safety Lesson	5	2	844	10	4	2575
Community Presentation	7	N/A	499	3	N/A	28
Other Educational Event	1	N/A	340	1	N/A	35

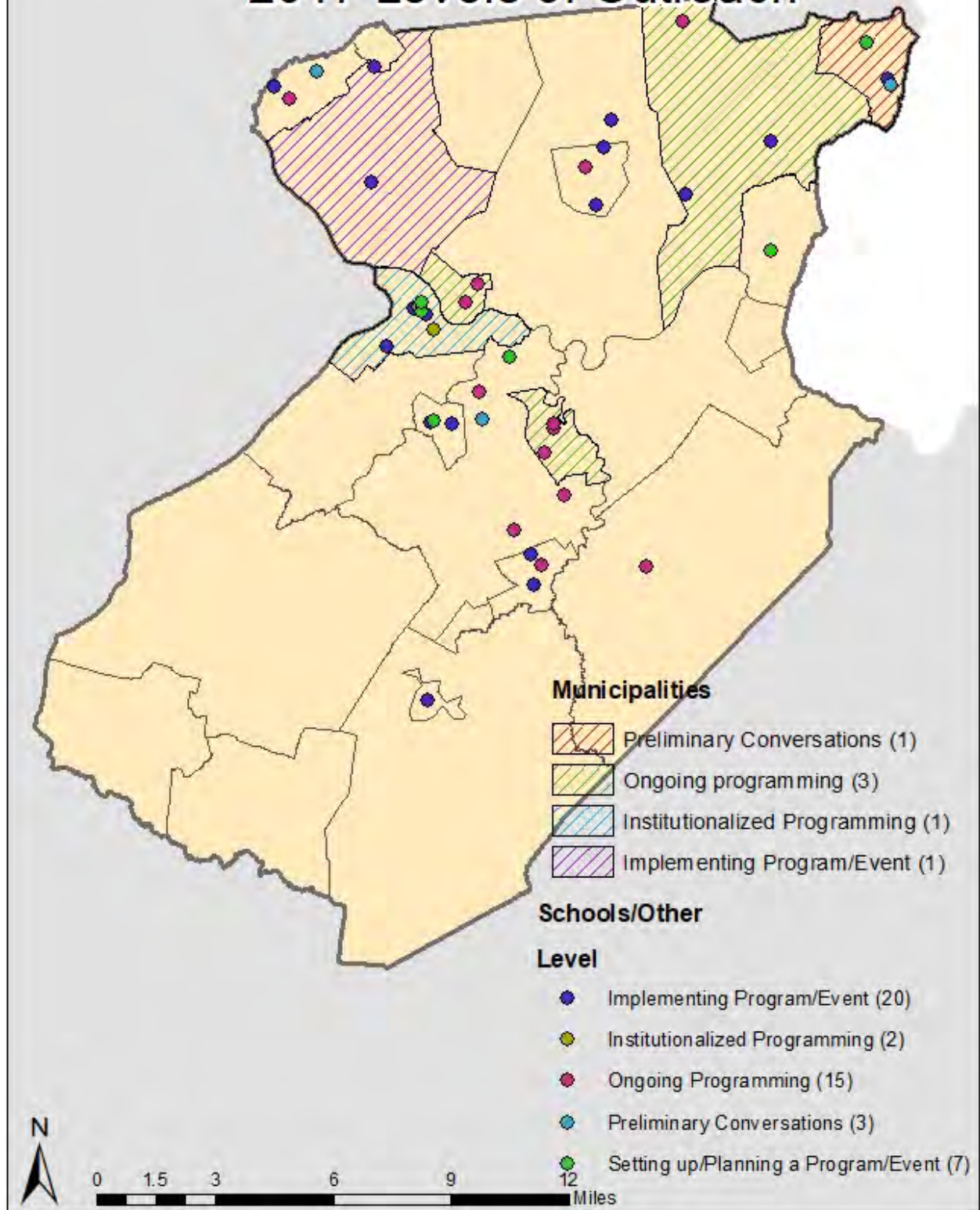
Keep Middlesex Moving Planning and Policy Activities:

Type of Project	2016		2017	
	#of projects	# of Participants	#of projects	# of Participants
Walkability Assessment	2	27	0	0
Bikability Assessment	1	20	0	0
School Travel Plan	2	N/A	0	0
Supportive Walk/Bike to School Policy	1	N/A	1	N/A
Assistance with Infrastructure Funding Application	1	N/A	0	0
Safe Routes to School Recognition Program	4	N/A	1	N/A
Other Planning or Policy Activity	4	N/A	3	N/A

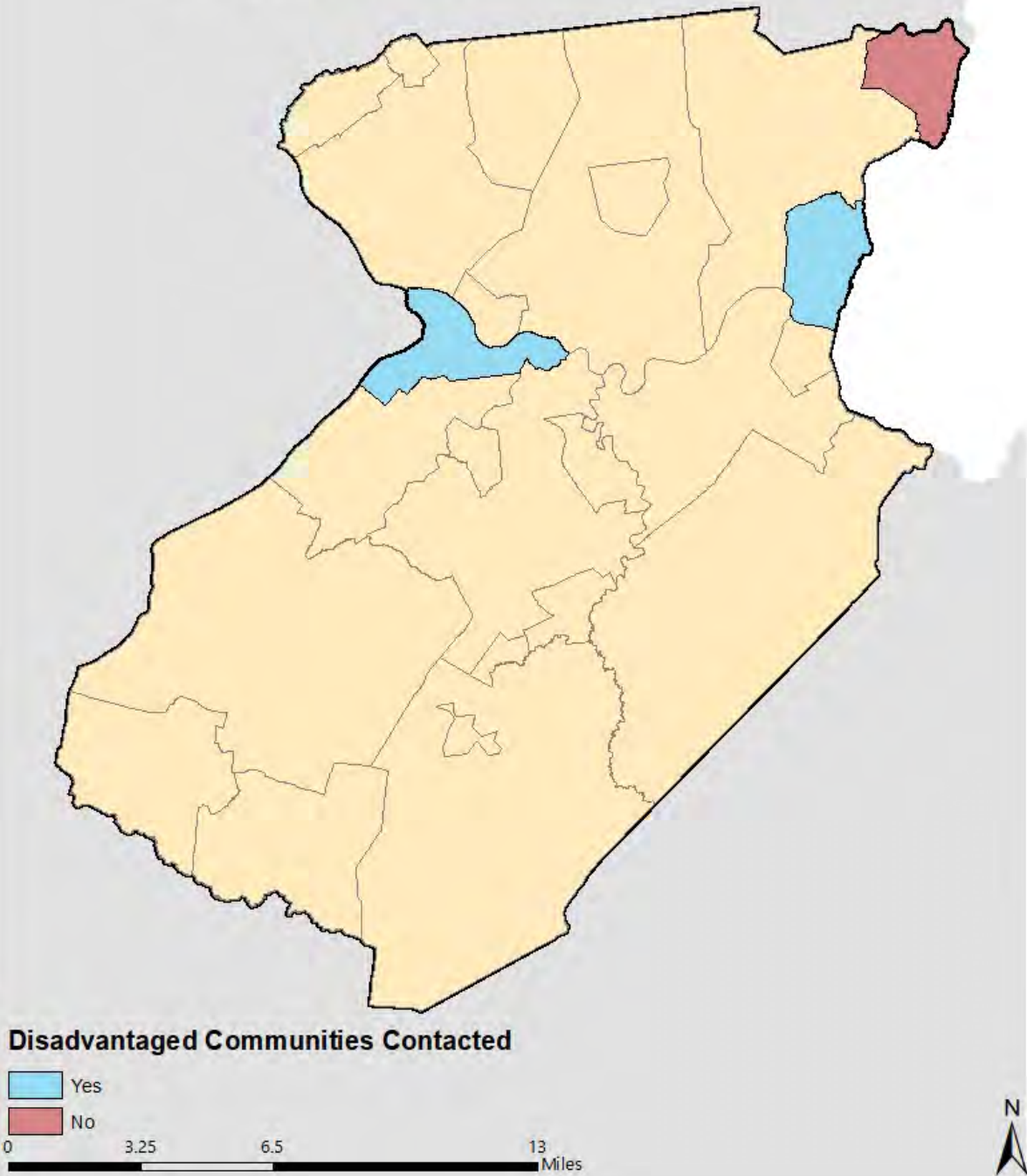
Keep Middlesex Moving 2016 Levels of Outreach



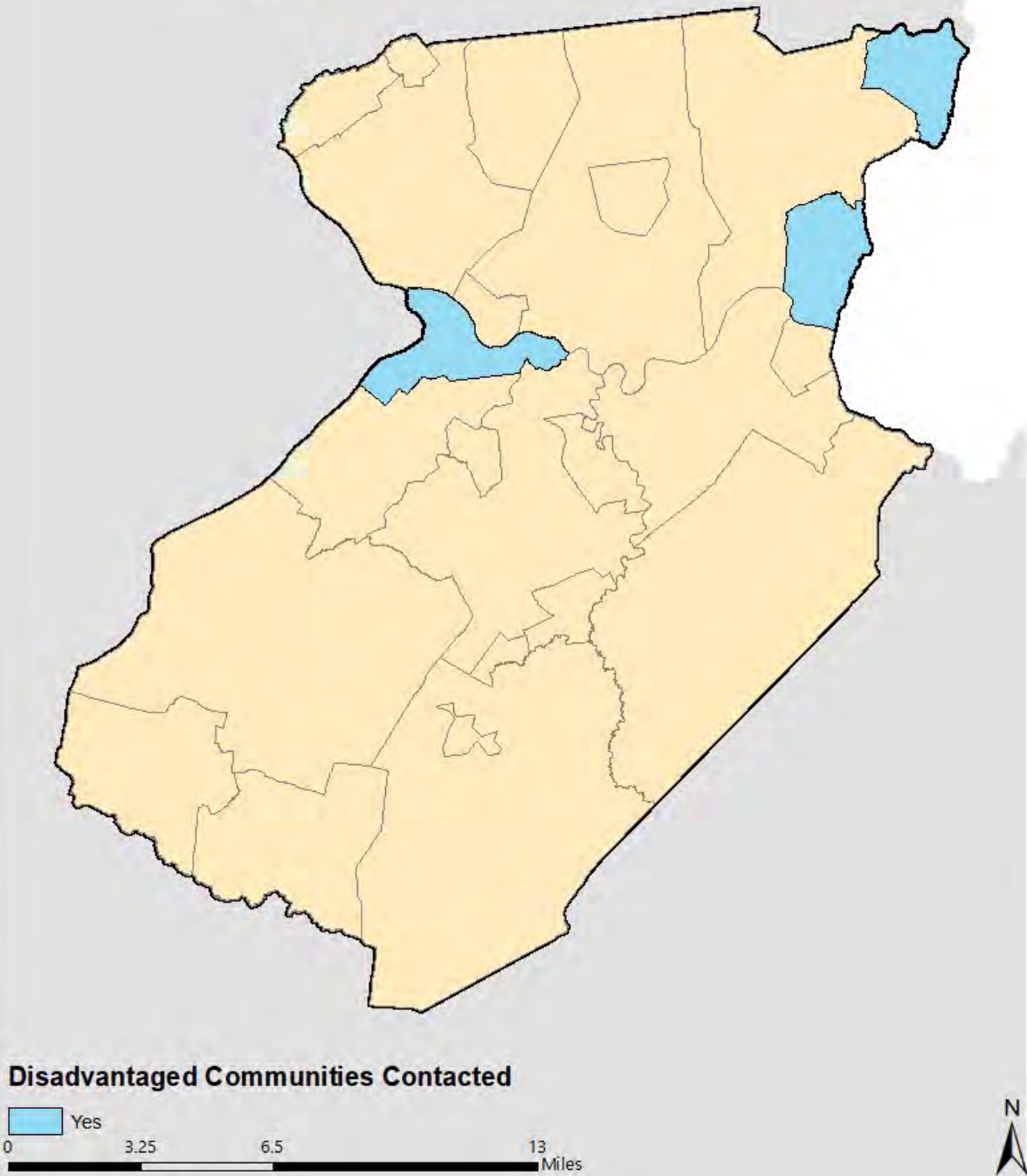
Keep Middlesex Moving 2017 Levels of Outreach



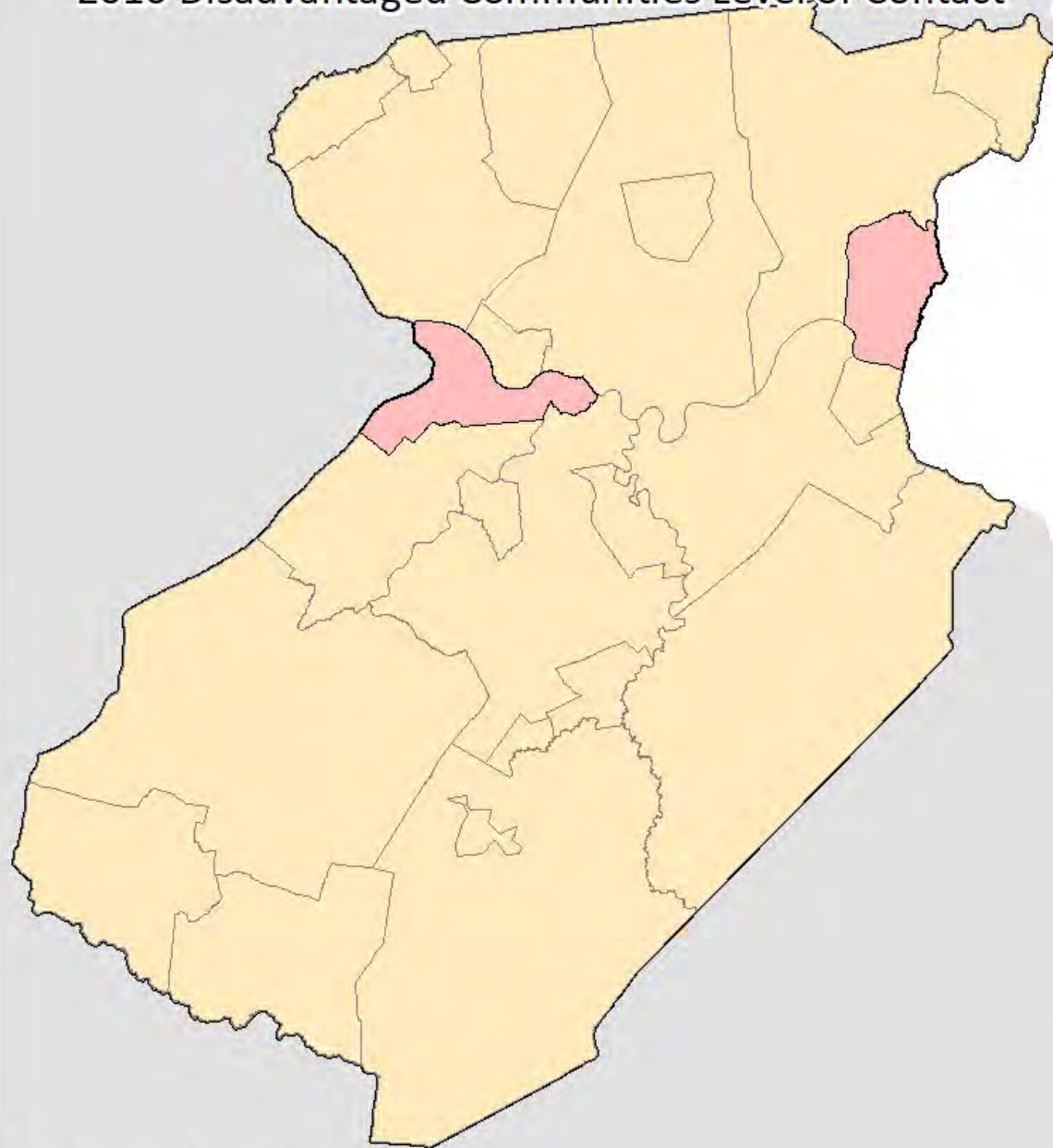
Keep Middlesex Moving Disadvantaged Communities Outreach 2016




Keep Middlesex Moving Disadvantaged Communities Outreach 2017



Keep Middlesex Moving 2016 Disadvantaged Communities Level of Contact



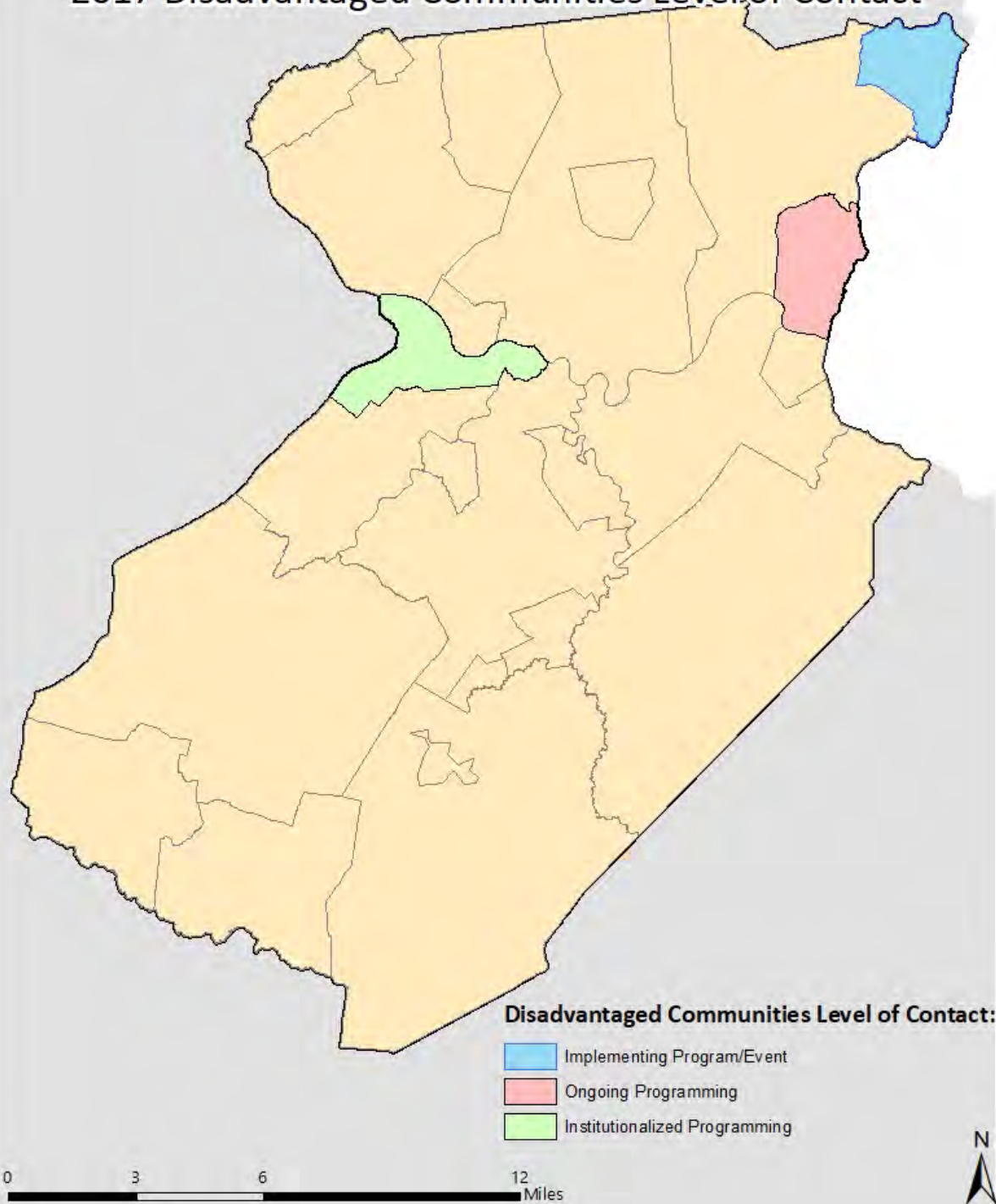
Disadvantaged Communities Level of Contact:

 Ongoing Programming

0 3 6 12 Miles



Keep Middlesex Moving 2017 Disadvantaged Communities Level of Contact



Ridewise TMA

Observations

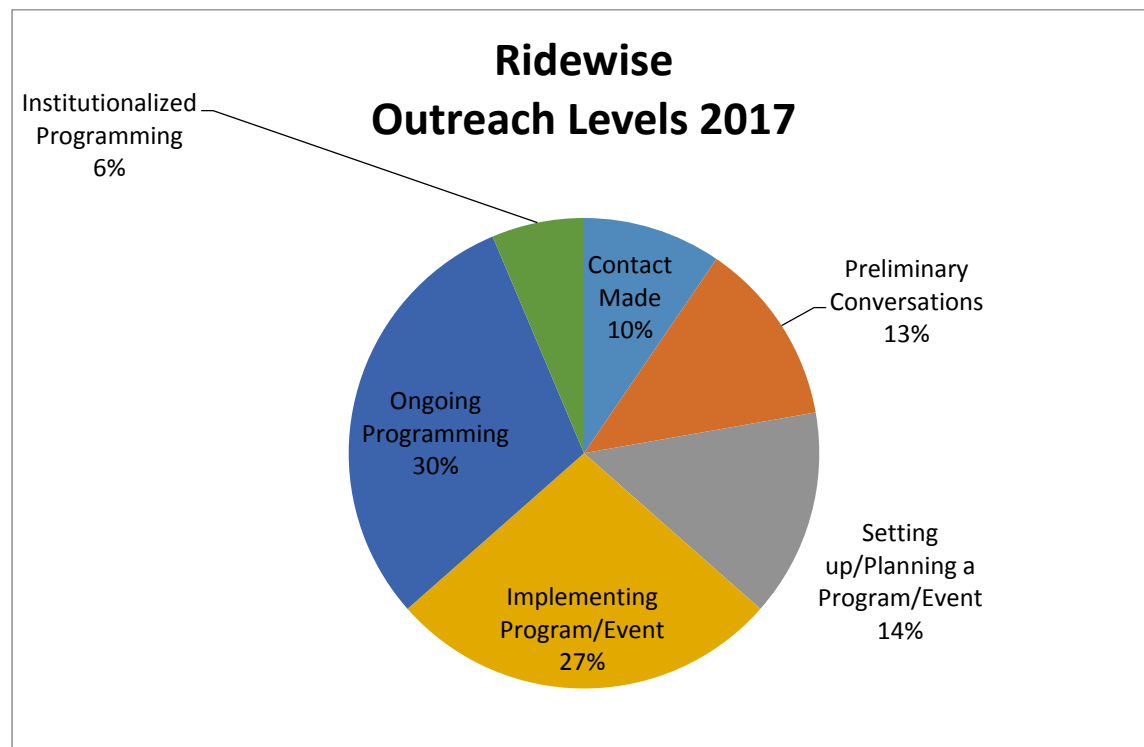
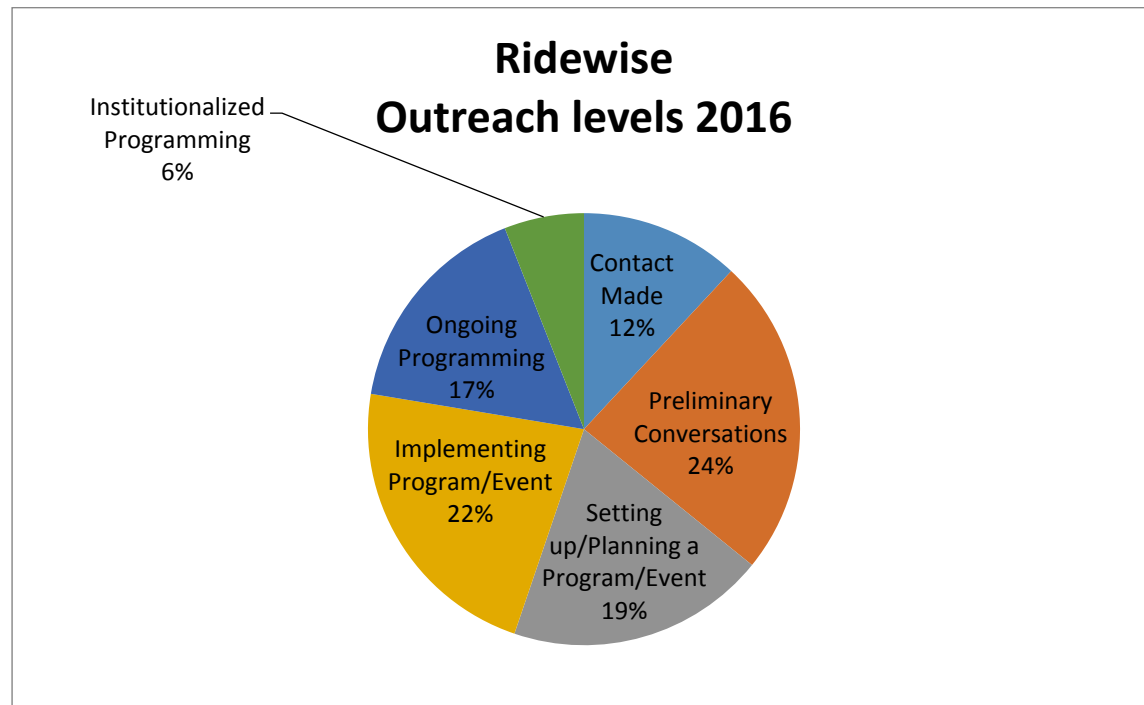
- Total number of communities contacted: 13 (2016), 15 (2017).
- Contacts at the District Level: 8 (2016), 11 (2017).
- Contacts at the School Level: 28 (2016), 35 (2017).
- Contacts at the Municipal Level: 15 (2016), 8 (2017).
- Contacts at any other Level: 13 (2016), 9 (2017)
- Total Contacts (all levels): 64 (2016), 63 (2017)
- Low Socioeconomic Status Communities contacted: 2 (2016), 2 (2017)
- Low Socioeconomic Status Communities not contacted:
2016: All Low Socioeconomic Status Communities contacted
2017: All Low Socioeconomic Status Communities contacted

Table of Contacted Municipalities

(* = Low Socioeconomic Status Community)

County	Municipality	Year
Somerset	Bernards Twp.	2016, 2017
Somerset	Bernardsville Boro	2016, 2017
Somerset	Bound Brook Boro*	2016, 2017
Somerset	Branchburg Twp.	2016, 2017
Somerset	Bridgewater Twp.	2016, 2017
Somerset	Franklin Twp.	2016, 2017
Somerset	Green Brook Twp.	2016, 2017
Somerset	Hillsborough Twp.	2016, 2017
Somerset	Manville Boro	2016, 2017
Somerset	North Plainfield Boro	2016, 2017
Somerset	Raritan Boro	2016, 2017
Somerset	Somerville Boro	2016, 2017
Somerset	South Bound Brook Boro*	2016, 2017
Somerset	Warren Twp.	2017
Somerset	Watchung Boro	2017

Ridewise TMA Outreach Levels:



Ridewise TMA Pedestrian and Bicycle Events

Type of Event	2016		2017	
	#of Events	#of Participants	# of Events	# of Participants
Walking School Bus	25	615	26	664
Bike Train	6	13	22	203
Walk to School Day	47	1108	75	1406
Bike to School Day	3	22	8	119
Bike Rodeo/Bike Clinic	0	0	1	6
Mileage Club or Contest	11	1016	14	941
Other Pedestrian or Bike Event	2	100	2	131

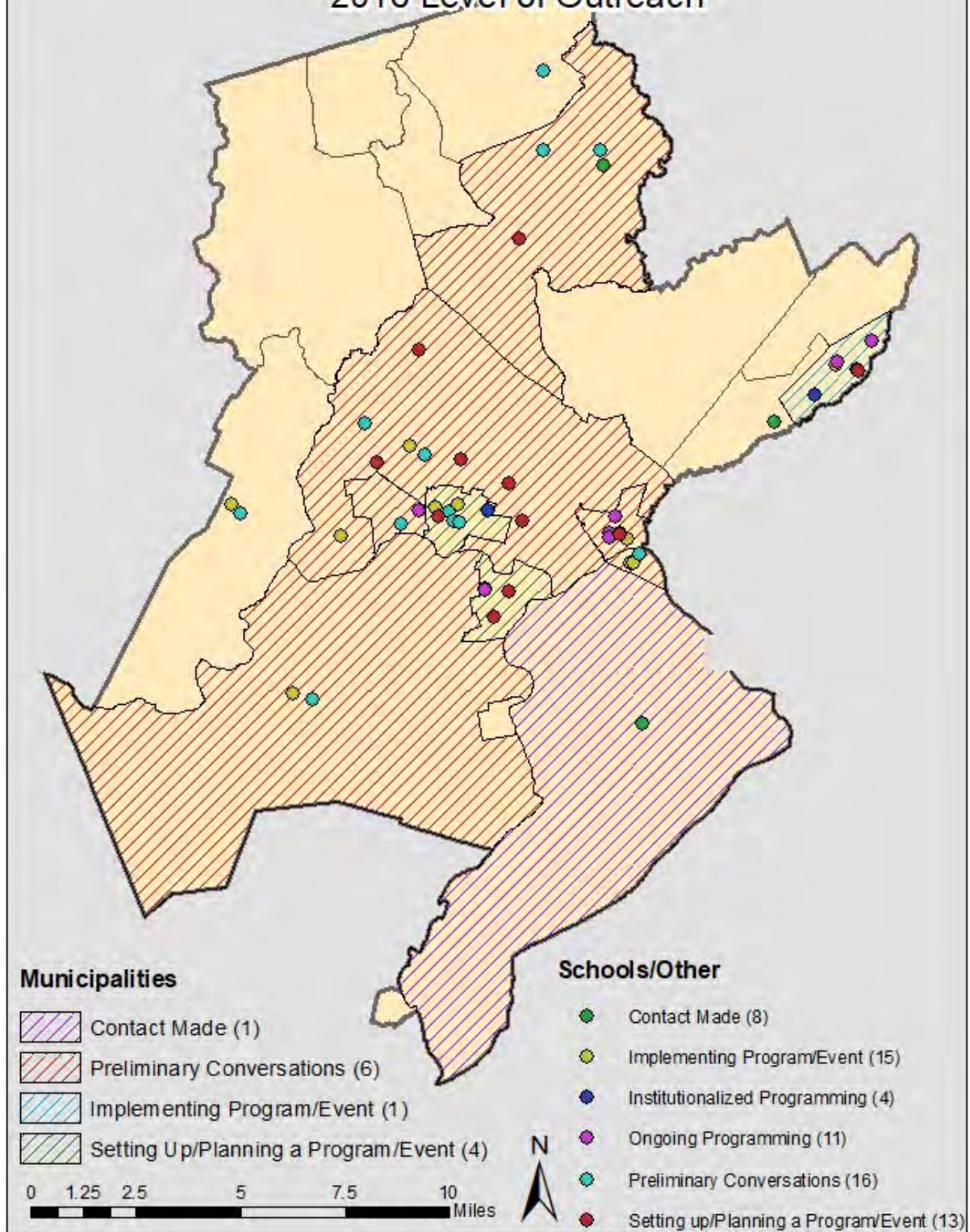
Ridewise TMA Education Events:

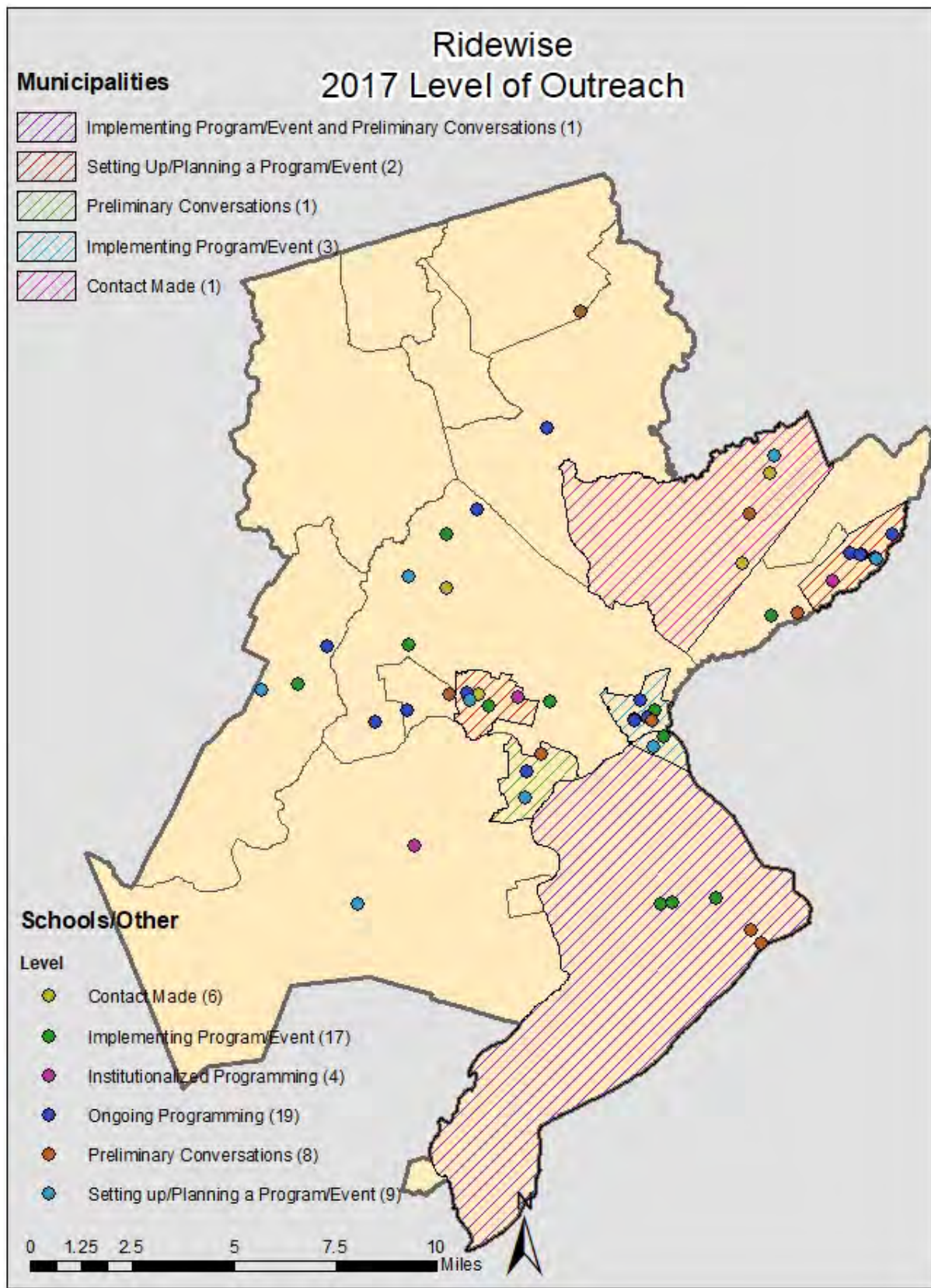
Type of Event	#of Events	2016		#of Events	2017	
		#of events with on street/on foot component	#of participants		#of events with on street/on foot component	#of participants
Bike Safety Lesson	1	0	216	0	0	0
Pedestrian Safety Lesson	9	6	1055	42	14	3986
Community Presentation	2	N/A	113	12	N/A	1912
Crossing Guard Appreciation	1	N/A	N/A	1	N/A	27
Other Educational Event	2	N/A	300	1	N/A	7

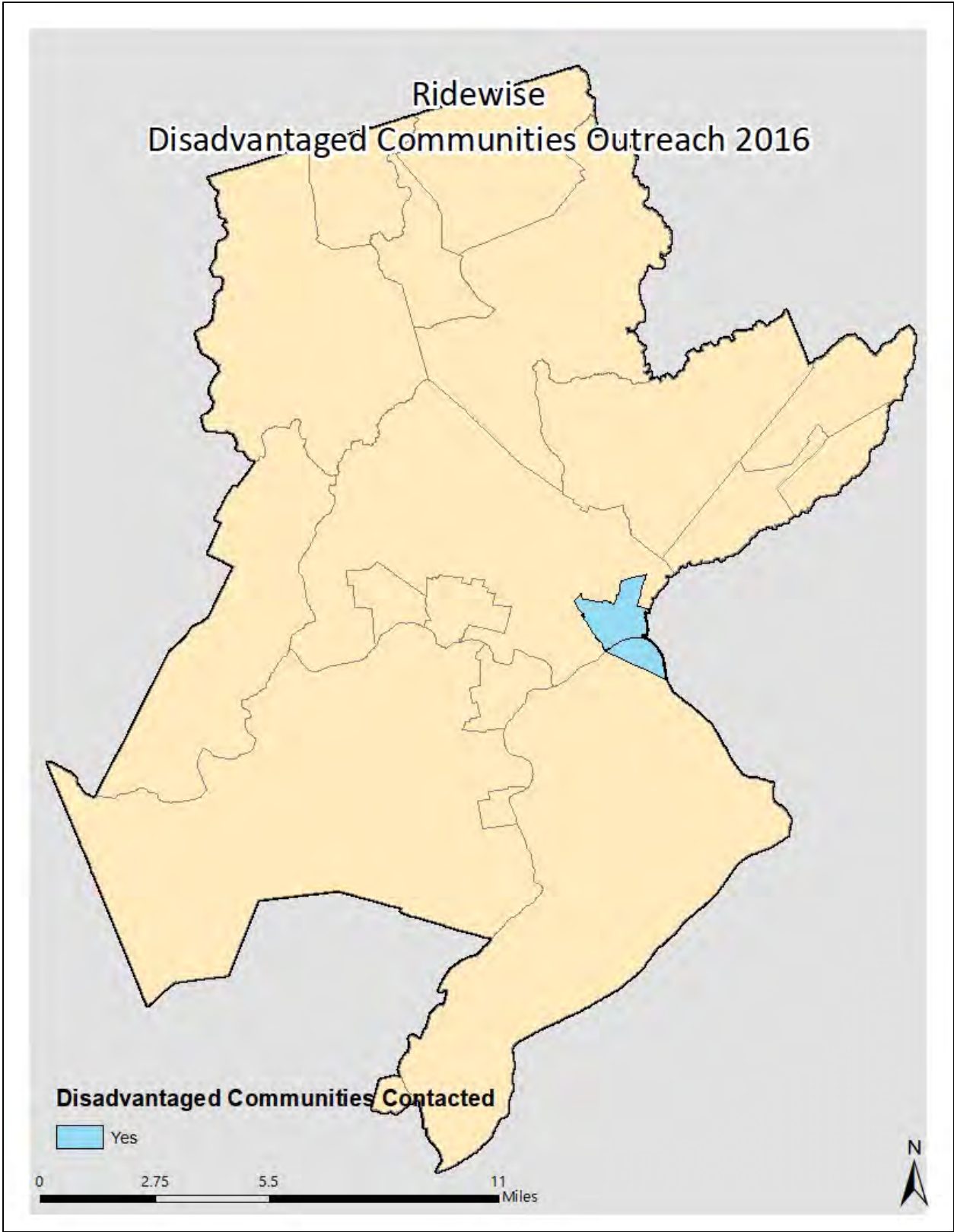
Ridewise TMA Planning and Policy Activities:

Type of Project	2016		2017	
	#of projects	#of Participants	#of projects	#of Participants
Walkability Assessment	12	N/A	4	10
School Travel Plan	0	0	2	N/A
Supportive Walk/Bike to School Policy	5	N/A	7	N/A
Assistance with Infrastructure Funding Application	4	N/A	18	N/A
Safe Routes to School Recognition Program	1	N/A	16	N/A
Other Planning or Policy Activity	11	N/A	5	N/A

Ridewise 2016 Level of Outreach

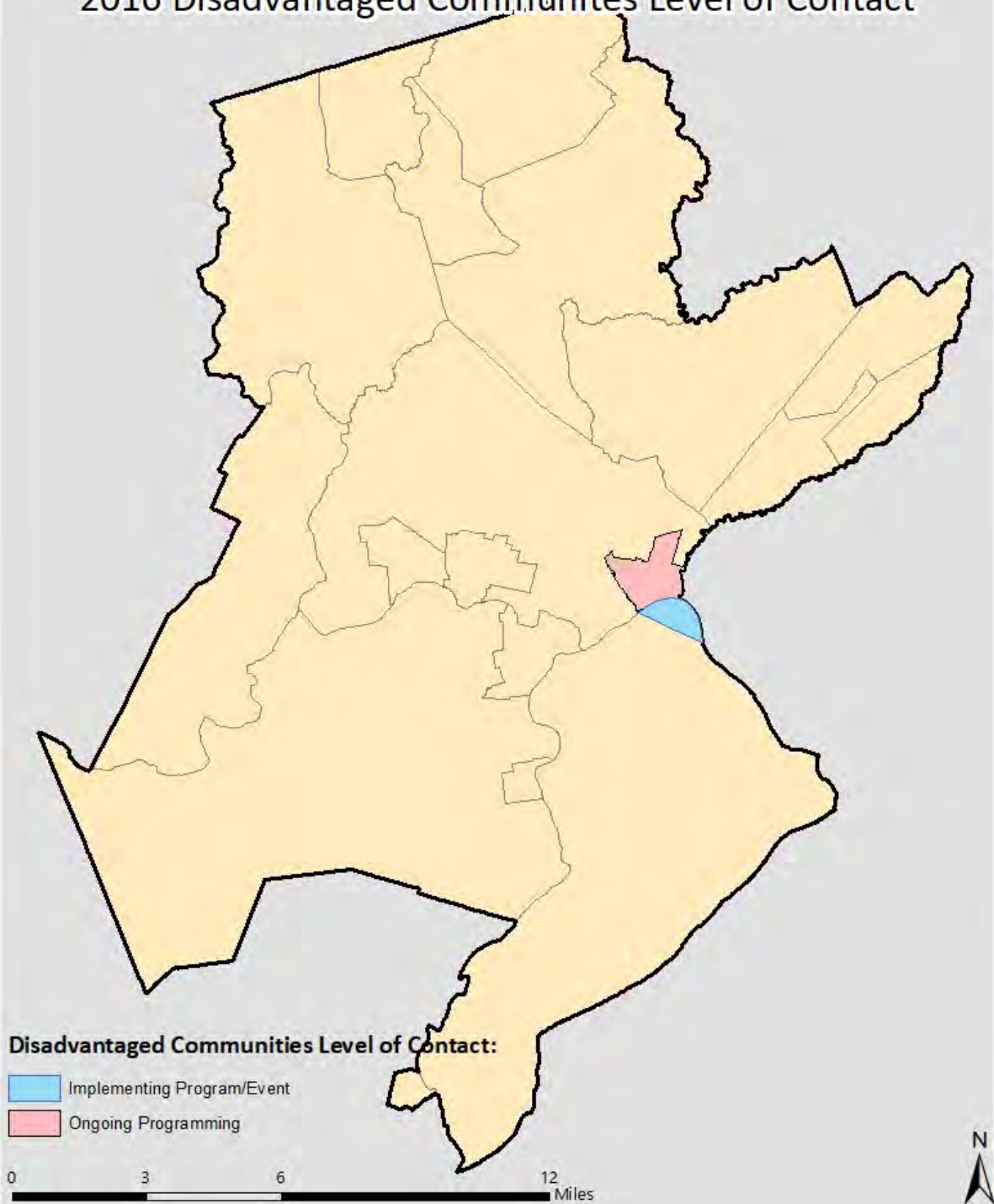






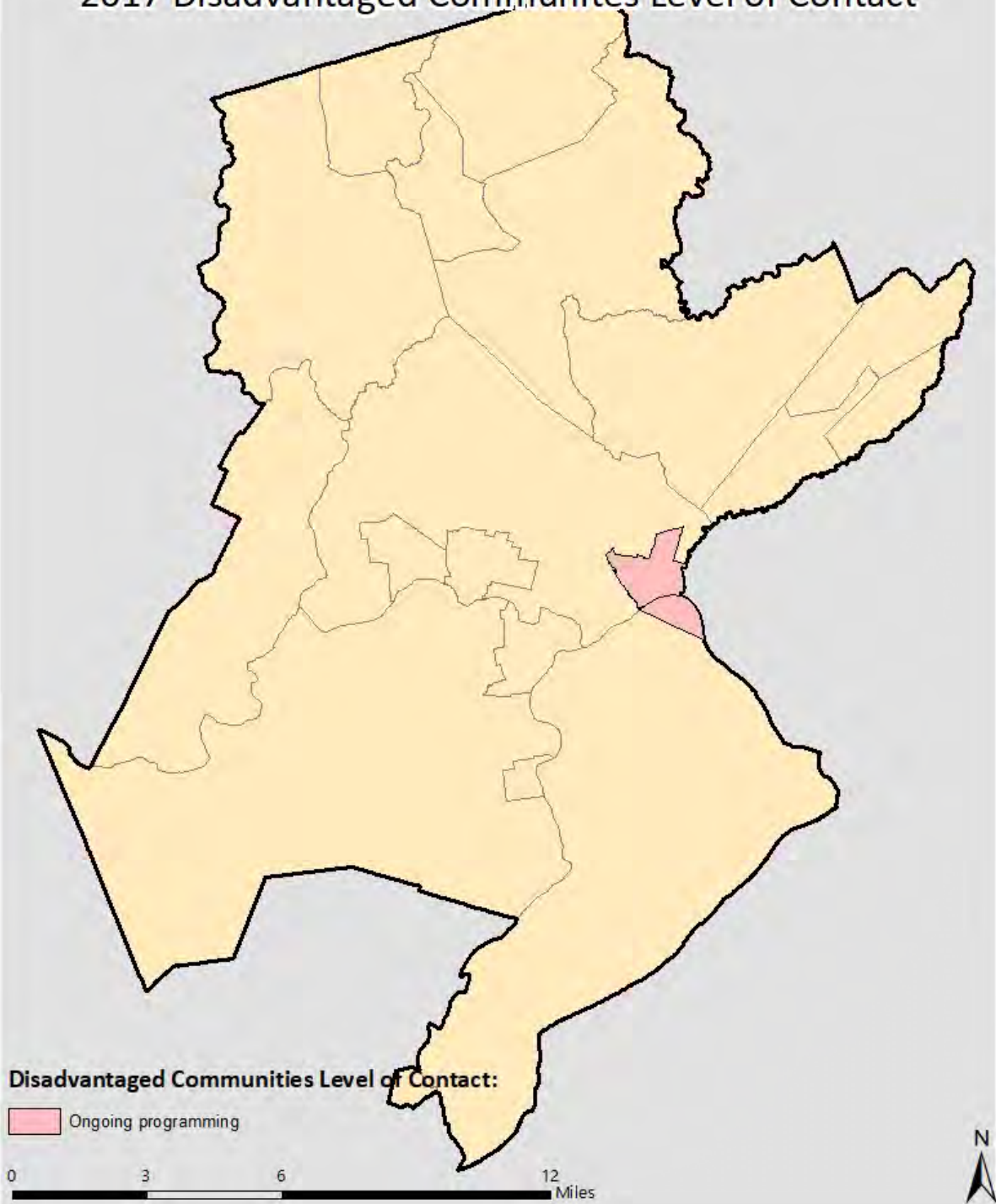


Ridewise TMA 2016 Disadvantaged Communities Level of Contact



Ridewise TMA

2017 Disadvantaged Communities Level of Contact



TransOptions TMA

Observations

- Total number of communities contacted: 34 (2016), 30 (2017).
- Contacts at the District Level: 14 (2016), 11 (2017).
- Contacts at the School Level: 22 (2016), 35 (2017).
- Contacts at the Municipal Level: 15 (2016), 2 (2017).
- Contacts at any other Level: 11 (2016), 19 (2017).
- Total Contacts (all levels): 62 (2016), 67 (2017).
- Low Socioeconomic Status Communities contacted: 2 (2016), 1 (2017).
- Low Socioeconomic Status Communities not contacted:
2016: Montague Township, Alpha.
2017: Montague Township, Alpha, Phillipsburg.

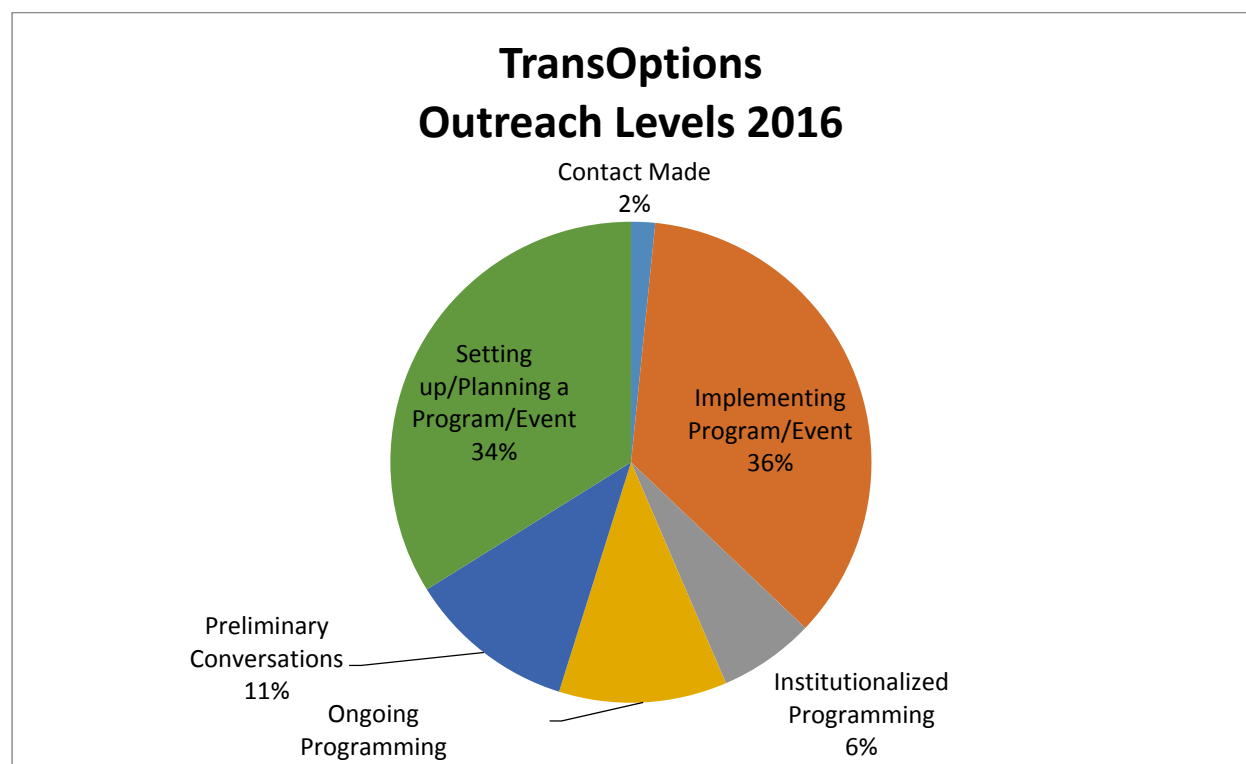
Table of Contacted Municipalities

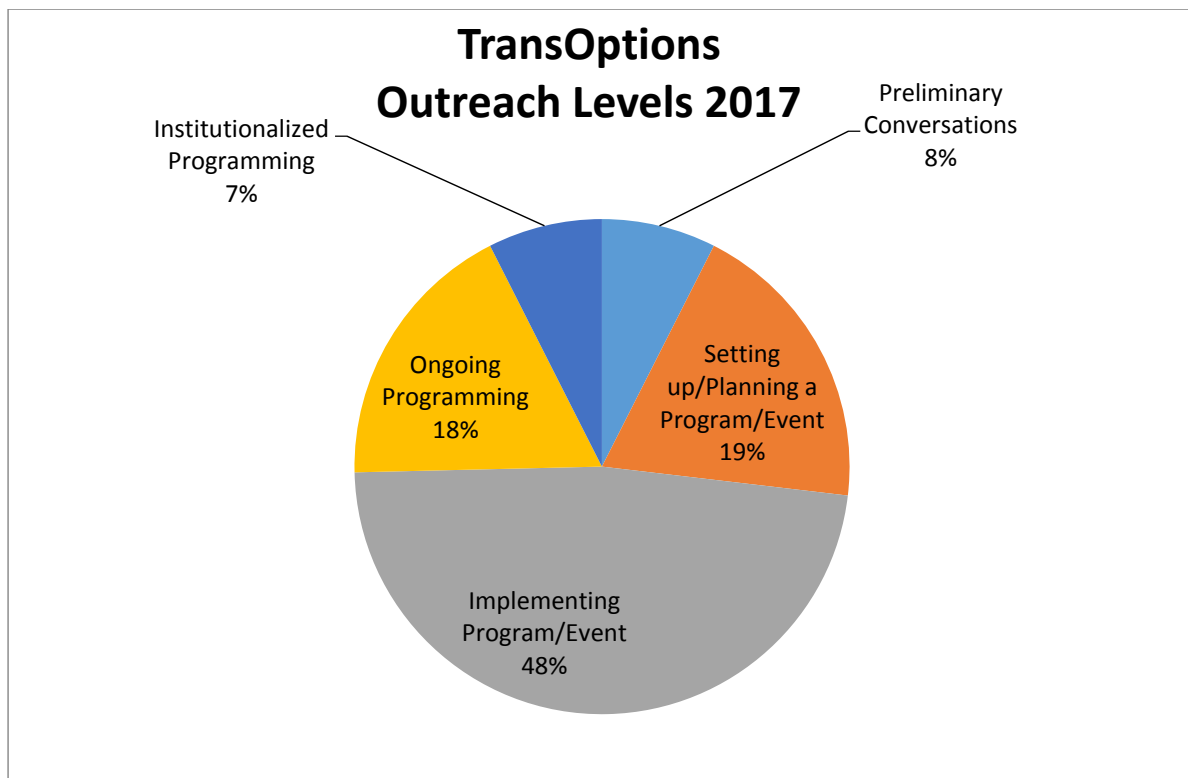
(* = Low Socioeconomic Status Community)

County	Municipality	Year
Essex	Livingston Twp.	2016, 2017
Essex	Millburn Twp.	2016, 2017
Essex	Roseland Boro	2016, 2017
Morris	Boonton Town	2017
Morris	Butler Boro	2016, 2017
Morris	Chatham Boro	2017
Morris	Chatham Twp.	2016, 2017
Morris	Denville Twp.	2016
Morris	Dover Town*	2016, 2017
Morris	Hanover Twp.	2016
Morris	Madison Boro	2016, 2017
Morris	Montville Twp.	2016
Morris	Morris Plains Boro	2016, 2017
Morris	Morristown Town	2016, 2017
Morris	Mount Olive Twp.	2016, 2017
Morris	Mountain Lakes Boro	2016
Morris	Netcong Boro	2016, 2017
Morris	Parsippany-Troy Hills Twp.	2016
Morris	Rockaway Boro	2016, 2017
Morris	Roxbury Twp.	2016
Morris	Wharton Boro	2017

Passaic	Wanaque Boro	2017
Passaic	Wayne	2017
Sussex	Branchville Boro	2016
Sussex	Byram Twp.	2016, 2017
Sussex	Franklin Boro	2016
Sussex	Newton Town	2016, 2017
Sussex	Ogdensburg Boro	2016, 2017
Sussex	Sparta Twp.	2017
Sussex	Stanhope Boro	2016, 2017
Sussex	Sussex Boro	2016
Sussex	Wantage Twp.	2017
Union	Berkeley Heights Twp.	2016, 2017
Union	New Providence Boro	2016, 2017
Union	Summit City	2016, 2017
Warren	Belvidere	2016, 2017
Warren	Hackettstown	2016, 2017
Warren	Oxford	2016
Warren	Phillipsburg*	2016
Warren	Washington Boro	2016, 2017

TransOptions TMA Outreach Levels:





TransOptions TMA Pedestrian and Bicycle Events

Type of event	#of events	2016 # of participants	#of Events	2017 # of participants
Walking School Bus	10	812	4	130
Bike Train	0	0	1	100
Walk to School Day	39	7150	25	5650
Bike to School Day	9	1330	2	100
Bike Rodeo/Bike Clinic	8	180	30	707
Mileage Club or Contest	4	171	1	400
Other Pedestrian or Bike Event	12	1865	1	100

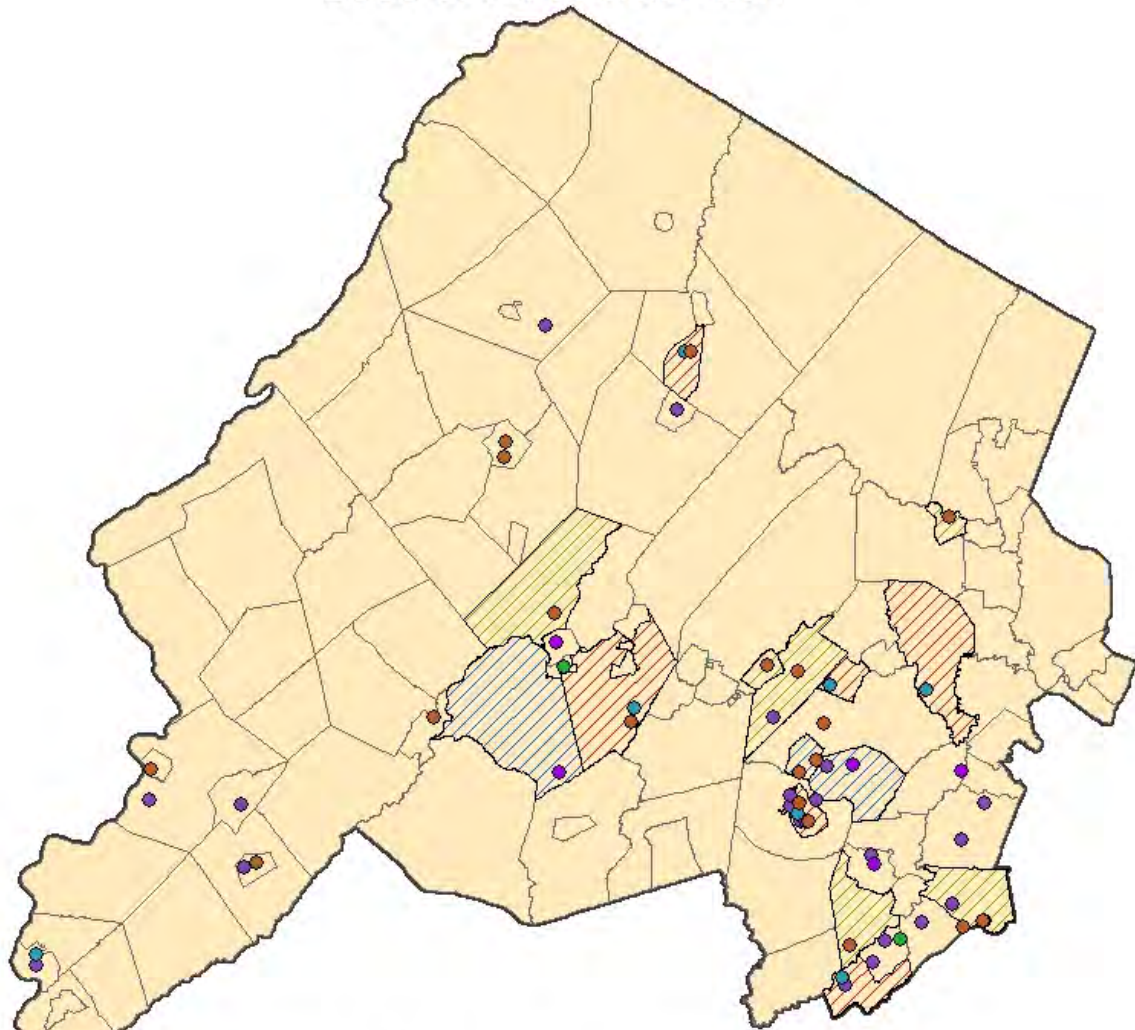
TransOptions TMA Educational Events

Type of Event	#of events	2016		# of events	2017	
		#of events with on street/ onfoot component	# of Participants		# of events with on street/ on foot component	# of Participants
Bike Safety Lesson	3	1	45	11	1	1320
Pedestrian Safety Lesson	14	9	1715	19	4	2194
Community Presentation	1	N/A	250	1	N/A	300
Crossing Guard Appreciation	4	N/A	N/A	0	0	0
Other Educational Event	9	N/A	1521	0	0	0

TransOptions TMA Planning and Policy Activities

Type of project	#of projects	2016	# of Projects	2017
		#of participants		# of Participants
Walkability Assessment	3	34	1	30
Bikability Assessment	1	3	0	0
School Travel Plan	14	N/A	1	N/A
Supportive Walk/Bike to School Policy	5	N/A	2	N/A
Assistance with Infrastructure Funding Application	6	N/A	1	N/A
Safe Routes to School Recognition Program	23	N/A	5	N/A
Other Planning or Policy Activity	7	92	2	N/A

TransOptions 2016 Level of Outreach



Schools/Municipalities Level of Outreach

Municipalities

- Setting Up (6)
- Preliminary Conversations (6)
- Ongoing Programming (3)

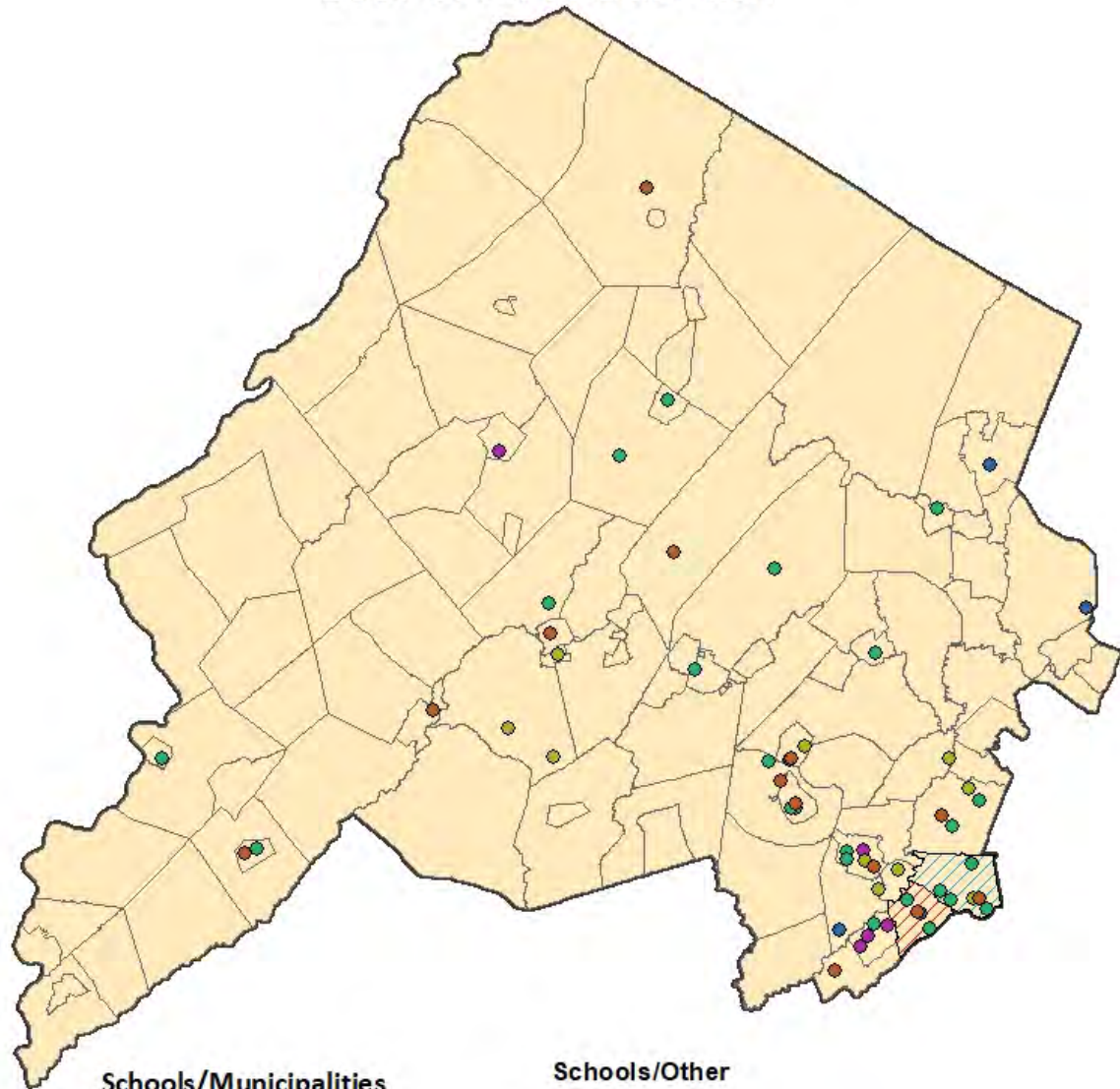
Schools/Other Level

- Contact Made (1)
- Implementing Program/Event (22)
- Institutionalized Programming (4)
- Ongoing Programming (7)
- Preliminary Conversations (7)
- Setting up/Planning a Program/Event (21)

0 5 10 20 Miles





TransOptions 2017 Level of Outreach








Schools/Municipalities Level of Outreach

Municipalities

-  Setting Up/Planning a program/event (1)
-  Implementing program/event (1)

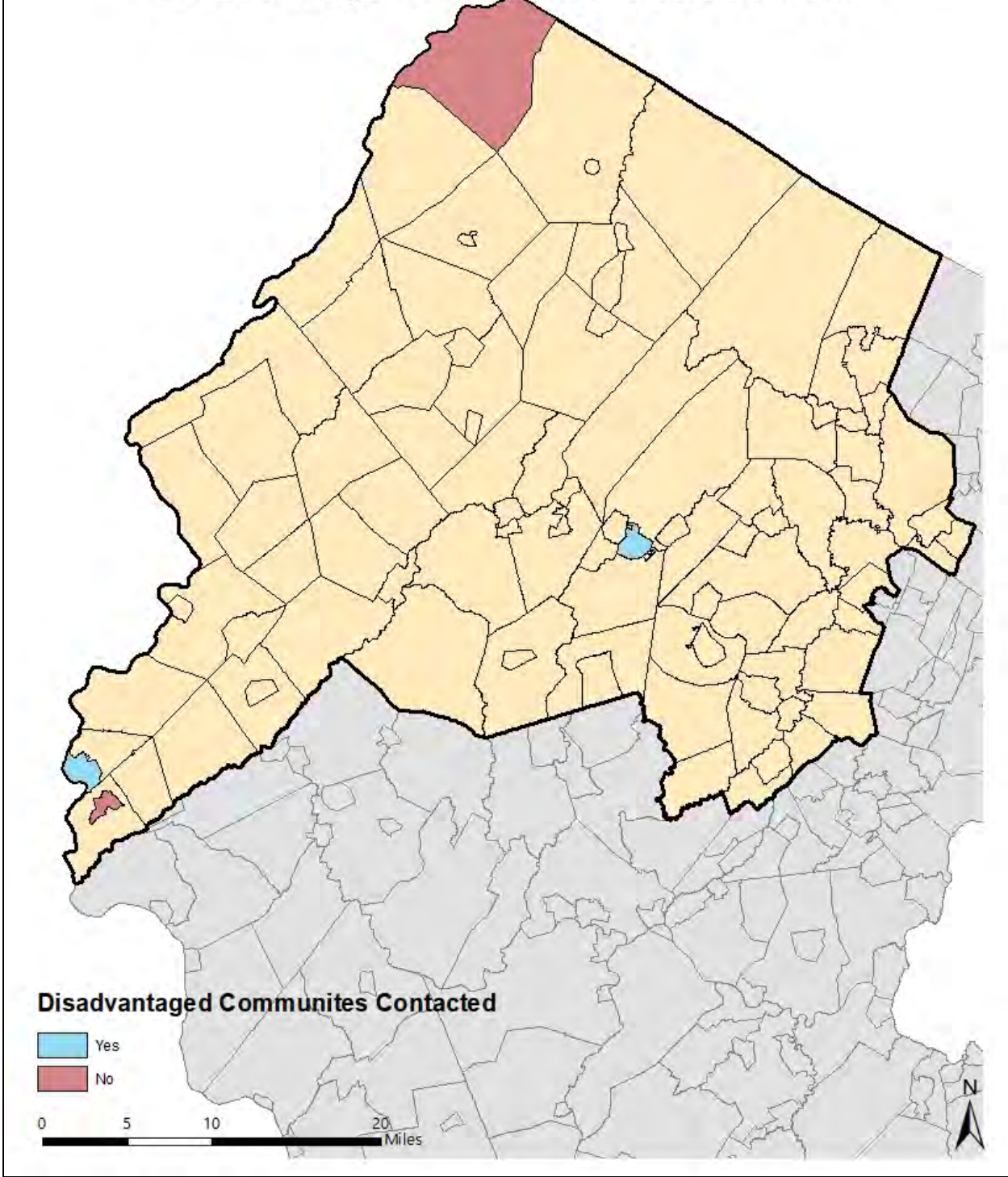
0 5 10 20 Miles

Schools/Other Level

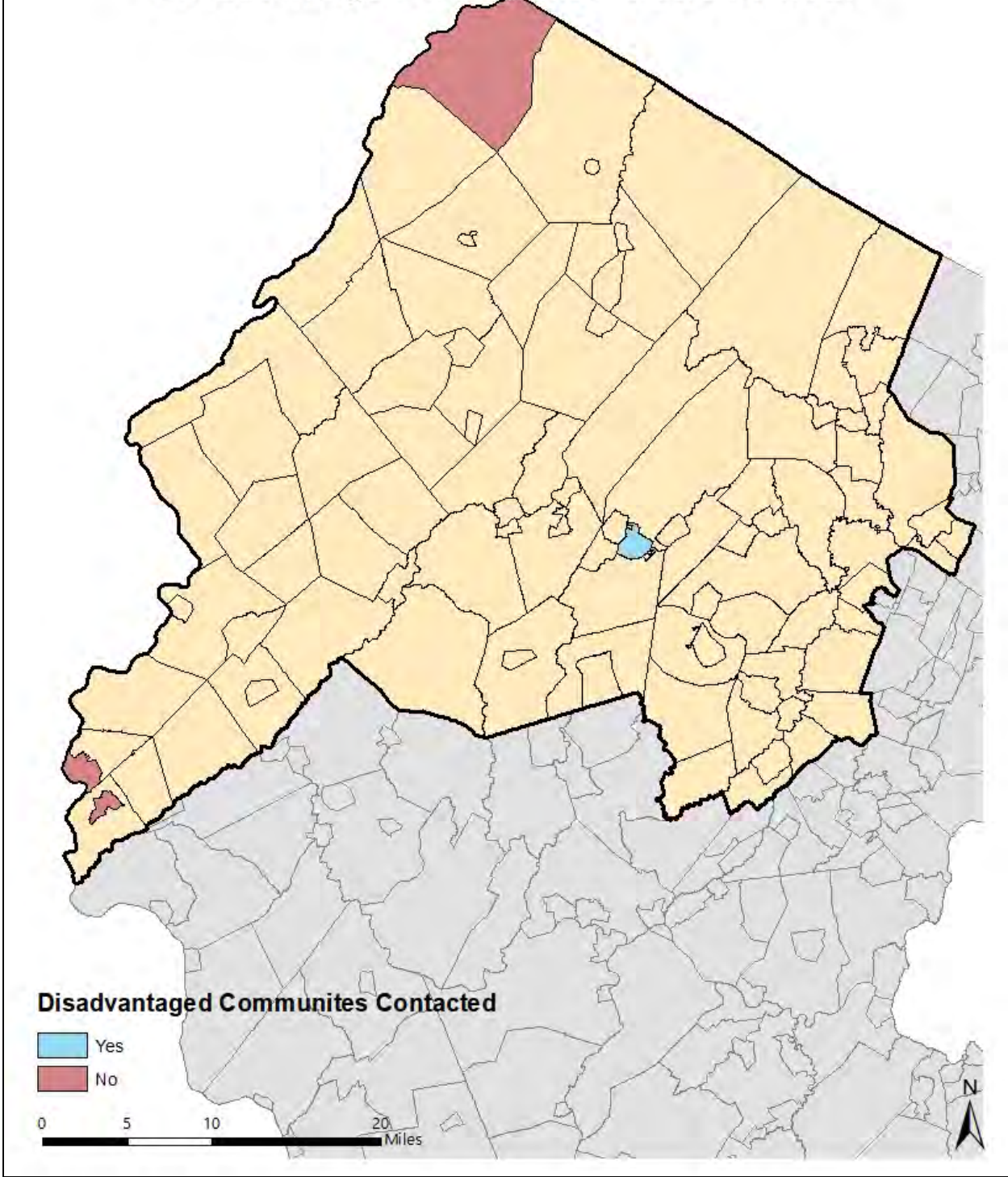
-  Implementing Program/Event (32)
-  Institutionalized Programming (5)
-  Ongoing Programming (12)
-  Preliminary Conversations (5)
-  Setting up/Planning a Program/Event (13)



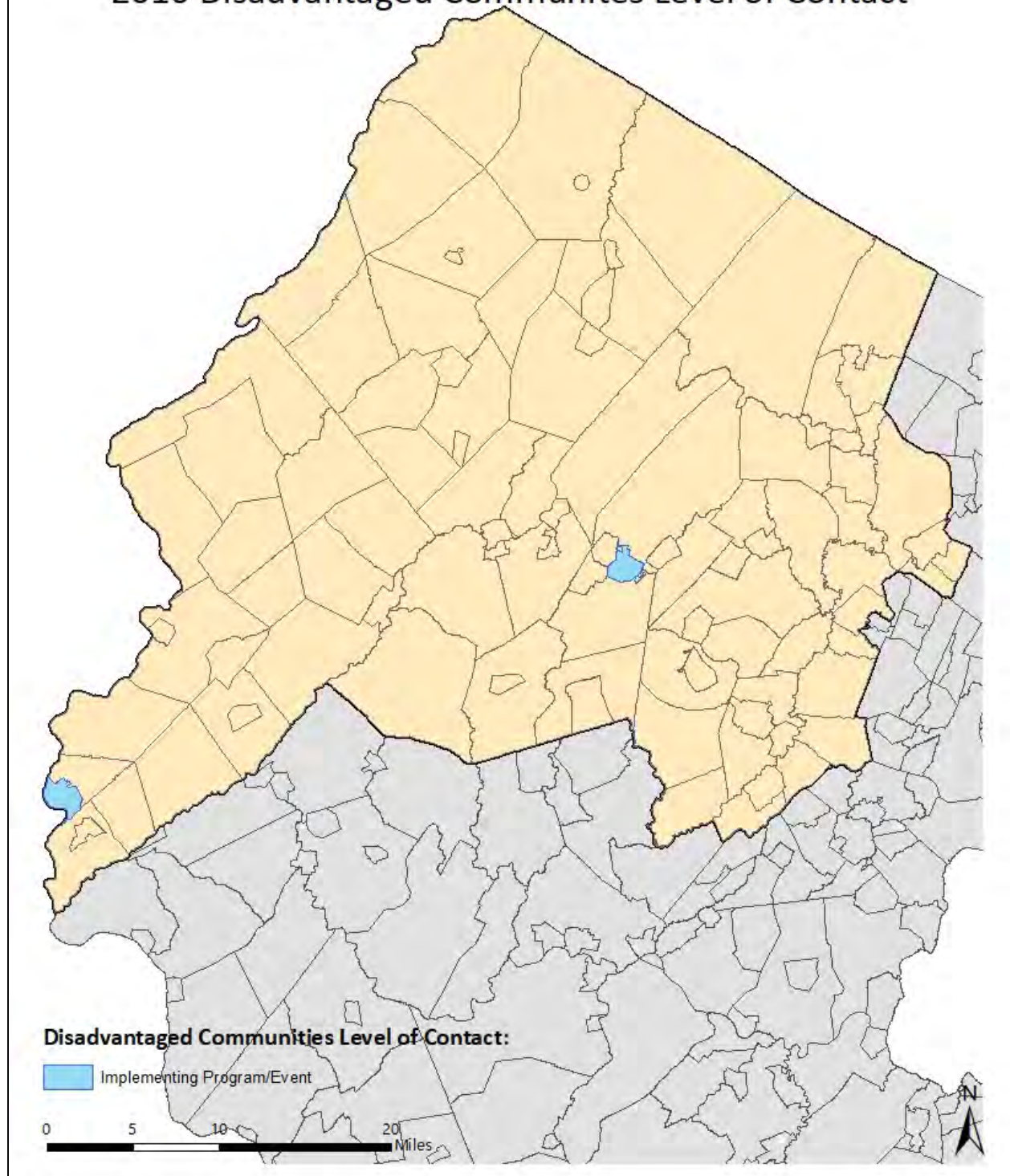
TransOptions TMA
Disadvantaged Communities Outreach 2016



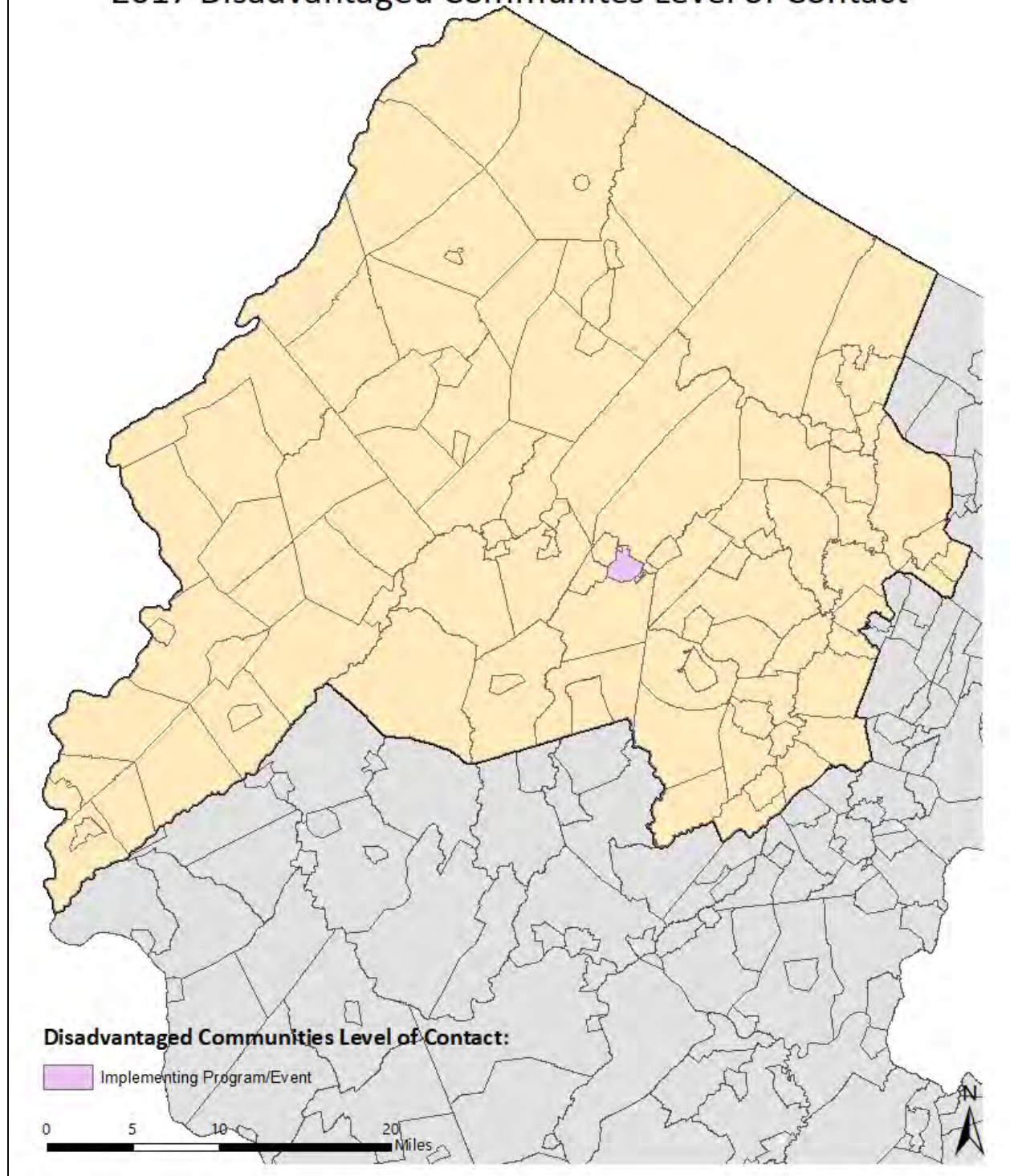
TransOptions TMA
Disadvantaged Communities Outreach 2017



TransOptions TMA 2016 Disadvantaged Communities Level of Contact



TransOptions TMA 2017 Disadvantaged Communities Level of Contact



2. Training

To foster the use of best practices throughout the State, the NJ SRTS Resource Center develops, coordinates, and facilitates training programs for SRTS Regional Coordinators. These training opportunities offered throughout the year help to ensure that SRTS Regional Coordinators are well-informed about SRTS programming and to establish consistency throughout the State. In-person trainings offer opportunities for the SRTS Regional Coordinators to share their experiences and learn from one another through discussions to explore barriers and opportunities to SRTS program expansion, how to overcome the barriers and how to leverage the opportunities. Below is a description of trainings developed based on priorities set by NJDOT that were coordinated throughout 2016 and 2017.

2016 Trainings:

- **Conducting Walkability Assessments**

A walkability assessment is a great tool to identify barriers that make it difficult for people in your community of all ages and abilities to walk, the first step in drafting a School Travel Plan. This training detailed the steps for conducting an effective assessment, guided the TMA Coordinators through best practices for data and photo collection, and offered tips and strategies for public engagement throughout the process. All TMA staff who attended trainings completed a walkability assessment and were provided with a walkability assessment training presentation to use with communities in their own service areas.

- **Conducting Bikeability Assessments**

A bikeability assessment is a great way to not only identify observations about physical conditions and feelings of comfort and safety, but also provide a different mindset and view of bicycling for participants who don't or infrequently ride. An on-bike Bikeability Assessment training was held in Highland Park, involving municipal officials as well as local community members to assist. TMA staff were led through conducting a bikeability assessment and were provided with training and tools to use as part of their own future Assessments. Following the training event, findings and recommendations were included as an addendum to the Highland Park School Travel Plan.

- **Safe Routes to School Grant Training for TMAs**

This training was coordinated to provide the TMA SRTS Coordinators with information about the SRTS and TA Set-Aside federal grants so that they could more effectively work with partners in their service areas applying for funding. Training included an overview of both programs, information regarding technical assistance resources, and tips and strategies for developing effective grants.

- **New SRTS Coordinator Orientation and Training (2)**

AS TMA SRTS staff changes and expands, it's important to make sure that new staff members have the tools and knowledge necessary to coordinate SRTS programs in their service area. The trainings covered the organization of SRTS in New Jersey and the roles of various players; meetings, records of contact, and quarterly reports; SRTS electronic resources; and key points and resource review of important SRTS training materials. All new TMA staff who attended trainings were provided with a flash drive containing key training presentations and resources that have been developed throughout the life of the NJ SRTS program.

2017 Trainings:

- **League of American Bicyclists League Certified Instructor Training**
Staff organized and helped lead League of American Bicyclists League Certified Instructor Training for TMA staff. The LCI training seminar focuses on teaching and demonstration techniques used with future students both on the road and in the classroom. The seminar emphasis is on how to teach bicycle safety and skills so as to provide increased comfort and confidence for new and returning bicyclists and youth.
- **NJDHTS Crash Analysis Tool Training for TMA SRTS Coordinators**
The Crash Analysis Tool allows users to perform analysis, reporting, and crash data review in a user friendly platform. The tool includes the ability to quickly identify crash patterns, drill down within the data and analyze segments at varying levels. Staff worked with Rutgers CAIT to organize a special training for TMA staff members to provide an overview on the Crash Analysis Tool and how to use it. The training provided for a brief demonstration of the tool, as well as one-on-one assistance to create and save queries for future use.
- **Developing and Updating School Travel Plans Training**
Staff developed and led an updated School Travel Plan Training that built upon the information offered in past program years. Due to the varying experience among TMA staff regarding developing school travel plans, this training was developed to provide an introduction to required SRTS Travel Plan elements for newer TMA staff, offer instruction for updating existing school travel plans to ensure that they meet a community's evolving needs, and to provide an introduction to tools and tips for conducting district school travel plans.
- **New SRTS Coordinator Orientation and Training (4)**
AS TMA SRTS staff changes and expands, it's important to make sure that new staff members have the tools and knowledge necessary to coordinate SRTS programs in their service area. The trainings covered the organization of SRTS in New Jersey and the roles of various players; meetings, records of contact, and quarterly reports; SRTS electronic resources; and key points and resource review of important SRTS training materials. All new TMA staff who attended trainings were provided with a flash drive containing key training presentations and resources that have been developed throughout the life of the NJ SRTS program

3. Performance Measures

The NJ SRTS Strategic Plan Update identified a mission and vision for the program as well as goals and performance measures to reflect the growth and success of the program.

The NJ SRTS goals include:

- **Goal 1:** Educate and encourage students, parents, community members, schools, enforcement agencies, and municipalities to enhance their knowledge of safe walking and bicycling practices, increase the level-of-comfort with walking and bicycling to school, and improve the rates of walking and bicycling to school.
- **Goal 2:** Improve the health of school populations, communities, and the environment.
- **Goal 3:** Nurture strong partnerships and empower a network of leaders around the state to advocate for actions and policies that encourage SRTS.
- **Goal 4:** Promote and implement engineering strategies to support the SRTS program.
- **Goal 5:** Create and provide state-of-the-art tools, resources, and research to further SRTS.
- **Goal 6:** Sustain the SRTS program into the future, even in the face of uncertain funding.
- **Goal 7:** Monitor and evaluate the SRTS program's reach and effectiveness.

A total of 52 performance measures for these Goals were identified. Sources for this data include Transportation Management Associations, the New Jersey Bicycle and Pedestrian Resource Center, Sustainable Jersey, NJDOT, and VTC. VTC organized the performance measures into four categories:

- (1) Those measures currently monitored;
- (2) Measures requiring minimal additional effort to gather information;
- (3) Measures that would be assessed through a short term project; and
- (4) Measures requiring development of a new study.

For this update report, five performance measures of those currently monitored were tabulated and reported on the spreadsheet for 2016 (see Page 87) and 2017 (see Page 93) to reflect the integration of SRTS and related goals in municipalities across NJ as indicated in the sheet. NJ SRTS Recognition Program recipients, both schools and municipalities that have attained Gold, Silver and Bronze status are also reflected on page 99. School Travel Plans that have been reviewed and approved by NJDOT are reflected on page 109. School Travel Plans completed within five years are considered current; those older than five years are no longer current and must be updated. School Arrival and Departure Travel Tallies on page 113 are listed for each school that has submitted data within the past two years which is considered current by NJDOT.

SRTS Performance Measures By Municipality - as of December 2016

Municipality	County	Complete Streets Policy Adoption	Sustainable Jersey Points Adopt Complete Streets	Sustainable Jersey Points for Implement Complete Streets	Sustainable Jersey Points for SRTS Action	SRTS Infrastructure Grantees
Allendale Borough	Bergen					2007
Alpha Borough	Warren					2009, 2012
Asbury Park	Monmouth	2015	x		x	
Atlantic City	Atlantic	2011				
Bay Head Borough	Ocean	2016			x	2016
Bayonne City	Hudson					2008
Bedminster Township	Somerset	2012				
Bergenfield Borough	Bergen	2013				2012
Bernardsville Borough	Somerset					2007
Blairstown Township	Warren					2009
Bloomfield Township	Essex	2011				2009
Bloomsbury Borough	Hunterdon					2012
Boonton Town	Morris					2012
Bordentown	Burlington	2014				
Bound Brook Borough	Somerset	2015				
Brick Township	Ocean				x	2007, 2012
Bridgeton City	Cumberland					2009
Brigantine City	Atlantic	2013				2007
Buena Borough	Atlantic	2014				
Burlington City	Burlington	2016				2007
Caldwell Borough	Essex	2014				
Califon Borough	Hunterdon	2012				
Camden City	Camden	2013				2014
Cape May City	Cape May	2012	x	x	x	2014
Chatham Borough	Morris	2012	x		x	2012
Chatham Township	Morris					2014, 2016
Cherry Hill	Camden	2014				
Chesilhurst Borough	Camden					2008
Chester Township	Morris	2013				
Clayton Borough	Gloucester					2009
Clifton City	Passaic					2009
Clinton Town	Hunterdon				x	2008
Closter Borough	Bergen					2009
Collingswood Borough	Camden					2014
Cranbury Township	Middlesex					2012
Cranford Township	Union	2013				2007, 2008
Demarest Borough	Bergen					2008
Denville Township	Morris	2010				
Dover Town	Morris	2012				
Downe Township	Cumberland	2013				

Disadvantaged communities are indicated in bold

SRTS Performance Measures By Municipality - as of December 2016

Municipality	County	Complete Streets Policy Adoption	Sustainable Jersey Points Adopt Complete Streets	Sustainable Jersey Points for Implement Complete Streets	Sustainable Jersey Points for SRTS Action	SRTS Infrastructure Grantees
East Amwell	Hunterdon	2015				
Eastampton Township	Burlington					2016
East Greenwich Township	Gloucester					2009
East Orange City	Essex	2013				
East Windsor Township	Mercer	2014			x	
Eatontown	Monmouth	2014				
Edgewater Park	Burlington					2012
Egg Harbor City	Atlantic	2012			x	2012
Elizabeth City	Union	2014			x	
Elmer Borough	Salem					2008
Emerson Borough	Bergen	2010				
Englewood City	Bergen					2014
Ewing Township	Mercer	2014				
Fair Haven Borough	Monmouth	2012				
Fanwood Borough	Union	2014				2014
Far Hills	Somerset	2014				
Flemington Borough	Hunterdon	2013				
Fort Lee Borough	Bergen	2012				2008
Franklin Borough	Sussex					2014
Franklin Township	Hunterdon	2014				
Franklin Township	Warren					2009
Freehold Borough	Monmouth	2012				2009
Frenchtown Borough	Hunterdon	2011				2016
Galloway Township	Atlantic					2012
Garfield City	Bergen	2014				2012, 2014
Garwood Borough	Union					2008
Gibbsboro	Camden		x		x	
Glassboro	Gloucester	2012				
Glen Ridge Borough	Essex	2012			x	
Gloucester City	Camden					2016
Gloucester Township	Camden	2012				
Greenwich Township	Warren					2007, 2009
Hackensack City	Bergen	2012				
Hackettstown Town	Warren	2012				
Haddon Heights	Camden	2014				
Haddonfield Borough	Camden					2007, 2012
Hamilton Township	Mercer	2015				2012
Hammonton Town	Atlantic	2013				
Hanover Township	Morris				x	

Disadvantaged communities are indicated in bold

SRTS Performance Measures By Municipality - as of December 2016

Municipality	County	Complete Streets Policy Adoption	Sustainable Jersey Points Adopt Complete Streets	Sustainable Jersey Points for Implement Complete Streets	Sustainable Jersey Points for SRTS Action	SRTS Infrastructure Grantees
Harvey Cedars Borough	Ocean	2011				
Hasbrouck Heights	Bergen					2009
Hazlet Township	Monmouth					2009
High Bridge Borough	Hunterdon				x	
Highland Park Borough	Middlesex	2013			x	2014, 2016
Hightstown Borough	Mercer	2014				2009, 2014
Hillsborough Township	Somerset	2014				
Hoboken City	Hudson	2010				
Hopatcong Borough	Sussex	2012				
Hopewell Borough	Mercer	2012				
Hopewell Township	Mercer	2014				
Irvington Township	Essex	2012				
Island Heights	Ocean					2014
Jamesburg Borough	Middlesex					2007
Jersey City	Hudson	2011				2008, 2012
Lacey Township	Ocean	2012				
Lakewood Township	Ocean	2013				
Lambertville City	Hunterdon	2012				
Lawrence Township	Mercer	2010			x	
Lincoln Park Borough	Morris					2012
Linden City	Union	2013				2014
Lindenwold Borough	Camden					2012
Linwood City	Atlantic	2011				2009
Little Egg Harbor	Ocean					2008
Livingston Township	Essex	2014				
Long Branch City	Monmouth	2014				
Long Hill Township	Morris	2012				
Lopatcong Township	Warren					2016
Lumberton Township	Burlington					2007
Madison Borough	Morris	2012				2009
Magnolia Borough	Camden					2008
Manasquan	Monmouth					2014
Mantua Township	Gloucester	2012				
Manville Borough	Somerset	2014				
Maple Shade Township	Burlington					2009, 2016
Maplewood Township	Essex	2012				2014
Margate City	Atlantic	2013			x	2016
Maywood Borough	Bergen	2011				
Medford Township	Burlington	2012				

Disadvantaged communities are indicated in bold

SRTS Performance Measures By Municipality - as of December 2016

Municipality	County	Complete Streets Policy Adoption	Sustainable Jersey Points Adopt Complete Streets	Sustainable Jersey Points for Implement Complete Streets	Sustainable Jersey Points for SRTS Action	SRTS Infrastructure Grantees
Metuchen Borough	Middlesex	2013			x	2014
Middle Township	Cape May	2012				
Middlesex	Middlesex					2014
Milford Borough	Hunterdon					2008
Millburn Township	Essex	2014				
Mine Hill Township	Morris					2009, 2012, 2014
Monroe Township	Gloucester	2015			x	
Montclair Township	Essex	2009			x	2007, 2009
Montgomery Township	Somerset	2012				
Montvale Borough	Bergen	2013				2012
Moorestown	Burlington	2015				
Morristown Town	Morris	2012				2012
Mount Arlington Borough	Morris	2012				
Mount Holly Township	Burlington		x		x	2009
Mountain Lakes Borough	Morris				x	
National Park Borough	Gloucester				x	
Neptune Township	Monmouth					2007
Netcong Borough	Morris	2010				2007, 2016
New Brunswick City	Middlesex	2012			x	2008
New Milford	Bergen	2014				
New Providence Borough	Union	2013				2008, 2016
Newark City	Essex	2012				2009
Newton Town	Sussex					2007, 2012
North Brunswick Township	Middlesex					2009
North Caldwell Borough	Essex					2009
North Wildwood City	Cape May	2012				2007
Northfield City	Atlantic	2015				x
Northvale	Bergen	2013				
Nutley Township	Essex					2012
Oakland Borough	Bergen					2014
Ocean City	Cape May	2011			x	
Ogdensburg Borough	Sussex					2008
Orange Township City	Essex	2011				
Oxford Township	Warren					2008
Palisades Park Borough	Bergen					2012
Parsippany Troy-Hills	Morris					2009
Pemberton Township	Burlington	2016				2016
Pennington Borough	Mercer	2014				2009

Disadvantaged communities are indicated in bold

SRTS Performance Measures By Municipality - as of December 2016

Municipality	County	Complete Streets Policy Adoption	Sustainable Jersey Points Adopt Complete Streets	Sustainable Jersey Points for Implement Complete Streets	Sustainable Jersey Points for SRTS Action	SRTS Infrastructure Grantees
Perth Amboy City	Middlesex	2013				
Pitman Borough	Gloucester					2007
Plaifield	Union					2016
Plainsboro Township	Middlesex	2013				
Pleasantville City	Atlantic	2011				
Point Pleasant Beach	Ocean	2013				
Point Pleasant Borough	Ocean	2011				
Princeton Township	Mercer	2012			x	2014
Randolph	Morris	2012				
Raritan Borough	Somerset	2011				
Raritan Township	Hunterdon	2013			x	2008
Red Bank Borough	Monmouth	2010				
Ridgewood Village	Bergen	2011				2009, 2016
River Edge Borough	Bergen	2012				2014
Riverton Borough	Burlington					2008
River Vale Township	Bergen	2015				
Robbinsville	Mercer	2014				
Roselle Borough	Union	2013				2007
Roselle Park Borough	Union					2009
Rutherford Borough	Bergen	2011			x	2016
Sea Bright	Monmouth	2013				
Secaucus Town	Hudson	2013				
Shrewsbury Borough	Monmouth				x	
Somers Point	Atlantic	2012			x	
Somerville Borough	Somerset	2015				2007, 2016
South Brunswick	Middlesex	2014				
South Orange	Essex	2012				
Southampton Township	Burlington					2014
Summit City	Union	2014				
Tenafly Borough	Bergen	2014				2012, 2014
Toms River Township	Ocean	2012				
Trenton City	Mercer	2012			x	
Union Beach Borough	Monmouth					2008
Union City	Hudson	2013				
Vineland City	Cumberland	2011	x		x	2014
Voorhees Township	Camden	2016	x	x	x	2012
Wayne Township	Passaic					2009
Westampton	Burlington	2012				
Westfield Town	Union	2013				2007

Disadvantaged communities are indicated in bold

SRTS Performance Measures By Municipality - as of December 2016

Municipality	County	Complete Streets Policy Adoption	Sustainable Jersey Points Adopt Complete Streets	Sustainable Jersey Points for Implement Complete Streets	Sustainable Jersey Points for SRTS Action	SRTS Infrastructure Grantees
West New York Town	Hudson					2008
West Orange Township	Essex	2013			x	
West Windsor Township	Mercer	2010				
Wharton Borough	Morris					2007, 2014
Wildwood City	Cape May	2013				
Winslow Township	Camden	2016	x		x	
Woodbine Borough	Cape May	2012			x	2009
Woodbridge Township	Middlesex	2011			x	
Woodbury City	Gloucester	2012				
Woodstown	Salem	2016				2016
Woolwich Township	Gloucester	2013	x		x	
Totals		136	9	2	37	115

Disadvantaged communities are indicated in bold

SRTS Performance Measures By Municipality - as of December 2017

Municipality	County	Complete Streets Policy Adoption	Sustainable Jersey Points Adopt Complete Streets	Sustainable Jersey Points for Implement Complete Streets	Sustainable Jersey Points for SRTS Action	SRTS Infrastructure Grantees
Allendale Borough	Bergen					2007
Alpha Borough	Warren					2009, 2012
Asbury Park	Monmouth	2015	x		x	
Atlantic City	Atlantic	2011				
Bay Head Borough	Ocean	2016			x	2016
Bayonne City	Hudson					2008
Bedminster Township	Somerset	2012				
Bergenfield Borough	Bergen	2013				2012
Bernardsville Borough	Somerset					2007
Blairstown Township	Warren					2009
Bloomfield Township	Essex	2011				2009
Bloomsbury Borough	Hunterdon					2012
Boonton Town	Morris					2012
Bordentown	Burlington	2014				
Bound Brook Borough	Somerset	2015				
Brick Township	Ocean				x	2007, 2012
Bridgeton City	Cumberland					2009
Bridgewater Township	Somerset	2017				
Brigantine City	Atlantic	2013				2007
Buena Borough	Atlantic	2014				
Burlington City	Burlington	2016				2007
Caldwell Borough	Essex	2014				
Califon Borough	Hunterdon	2012				
Camden City	Camden	2013				2014
Cape May City	Cape May	2012	x	x	x	2014
Chatham Borough	Morris	2012	x		x	2012
Chatham Township	Morris					2014, 2016
Cherry Hill	Camden	2014				
Chesilhurst Borough	Camden					2008
Chester Township	Morris	2013				
Clayton Borough	Gloucester					2009
Clifton City	Passaic					2009
Clinton Town	Hunterdon				x	2008
Closter Borough	Bergen					2009
Collingswood Borough	Camden					2014
Cranbury Township	Middlesex					2012
Cranford Township	Union	2013				2007, 2008
Demarest Borough	Bergen					2008
Denville Township	Morris	2010				
Dover Town	Morris	2012				

Disadvantaged communities are indicated in bold

SRTS Performance Measures By Municipality - as of December 2017

Municipality	County	Complete Streets Policy Adoption	Sustainable Jersey Points Adopt Complete Streets	Sustainable Jersey Points for Implement Complete Streets	Sustainable Jersey Points for SRTS Action	SRTS Infrastructure Grantees
Downe Township	Cumberland	2013				
East Amwell	Hunterdon	2015				
Eastampton Township	Burlington					2016
East Greenwich Township	Gloucester					2009
East Orange City	Essex	2013				
East Windsor Township	Mercer	2014			x	
Eatontown	Monmouth	2014				
Edgewater Park	Burlington					2012
Egg Harbor City	Atlantic	2012			x	2012
Elizabeth City	Union	2014			x	
Elmer Borough	Salem					2008
Emerson Borough	Bergen	2010				
Englewood City	Bergen					2014
Ewing Township	Mercer	2014				
Fair Haven Borough	Monmouth	2012				
Fanwood Borough	Union	2014				2014
Far Hills	Somerset	2014				
Flemington Borough	Hunterdon	2013				
Fort Lee Borough	Bergen	2012				2008
Franklin Borough	Sussex					2014
Franklin Township	Hunterdon	2014				
Franklin Township	Warren					2009
Freehold Borough	Monmouth	2012				2009
Frenchtown Borough	Hunterdon	2011				2016
Galloway Township	Atlantic					2012
Garfield City	Bergen	2014				2012, 2014
Garwood Borough	Union					2008
Gibbsboro	Camden		x		x	
Glassboro	Gloucester	2012				
Glen Ridge Borough	Essex	2012			x	
Gloucester City	Camden					2016
Gloucester Township	Camden	2012				
Greenwich Township	Warren					2007, 2009
Hackensack City	Bergen	2012				
Hackettstown Town	Warren	2012				
Haddon Heights	Camden	2014				
Haddonfield Borough	Camden					2007, 2012
Hamilton Township	Mercer	2015				2012
Hammonton Town	Atlantic	2013				

Disadvantaged communities are indicated in bold

SRTS Performance Measures By Municipality - as of December 2017

Municipality	County	Complete Streets Policy Adoption	Sustainable Jersey Points Adopt Complete Streets	Sustainable Jersey Points for Implement Complete Streets	Sustainable Jersey Points for SRTS Action	SRTS Infrastructure Grantees
Hanover Township	Morris				x	
Harvey Cedars Borough	Ocean	2011				
Hasbrouck Heights	Bergen					2009
Hazlet Township	Monmouth					2009
High Bridge Borough	Hunterdon				x	
Highland Park Borough	Middlesex	2013			x	2014, 2016
Hightstown Borough	Mercer	2014				2009, 2014
Hillsborough Township	Somerset	2014				
Hoboken City	Hudson	2010				
Hopatcong Borough	Sussex	2012				
Hopewell Borough	Mercer	2012				
Hopewell Township	Mercer	2014				
Irvington Township	Essex	2012				
Island Heights	Ocean					2014
Jamesburg Borough	Middlesex					2007
Jersey City	Hudson	2011				2008, 2012
Lacey Township	Ocean	2012				
Lakewood Township	Ocean	2013				
Lambertville City	Hunterdon	2012				
Lawrence Township	Mercer	2010			x	
Lincoln Park Borough	Morris					2012
Linden City	Union	2013				2014
Lindenwold Borough	Camden					2012
Linwood City	Atlantic	2011				2009
Little Egg Harbor	Ocean					2008
Livingston Township	Essex	2014				
Long Branch City	Monmouth	2014				
Long Hill Township	Morris	2012				
Lopatcong Township	Warren					2016
Lumberton Township	Burlington					2007
Madison Borough	Morris	2012				2009
Magnolia Borough	Camden					2008
Manasquan	Monmouth					2014
Mantua Township	Gloucester	2012				
Manville Borough	Somerset	2014				
Maple Shade Township	Burlington					2009, 2016
Maplewood Township	Essex	2012				2014
Margate City	Atlantic	2013			x	2016
Maywood Borough	Bergen	2011				

Disadvantaged communities are indicated in bold

SRTS Performance Measures By Municipality - as of December 2017

Municipality	County	Complete Streets Policy Adoption	Sustainable Jersey Points Adopt Complete Streets	Sustainable Jersey Points for Implement Complete Streets	Sustainable Jersey Points for SRTS Action	SRTS Infrastructure Grantees
Medford Township	Burlington	2012				
Metuchen Borough	Middlesex	2013			x	2014
Middle Township	Cape May	2012				
Middlesex	Middlesex					2014
Milford Borough	Hunterdon					2008
Millburn Township	Essex	2014				
Mine Hill Township	Morris					2009, 2012, 2014
Monroe Township	Gloucester	2015			x	
Montclair Township	Essex	2009			x	2007, 2009
Montgomery Township	Somerset	2012				
Montvale Borough	Bergen	2013				2012
Moorestown	Burlington	2015				
Morristown Town	Morris	2012				2012
Mount Arlington Borough	Morris	2012				
Mount Holly Township	Burlington		x		x	2009
Mountain Lakes Borough	Morris				x	
National Park Borough	Gloucester				x	
Neptune Township	Monmouth					2007
Netcong Borough	Morris	2010				2007, 2016
New Brunswick City	Middlesex	2012			x	2008
New Milford	Bergen	2014				
New Providence Borough	Union	2013				2008, 2016
Newark City	Essex	2012				2009
Newton Town	Sussex					2007, 2012
North Brunswick Township	Middlesex					2009
North Caldwell Borough	Essex					2009
North Wildwood City	Cape May	2012				2007
Northfield City	Atlantic	2015				x
Northvale	Bergen	2013				
Nutley Township	Essex					2012
Oakland Borough	Bergen					2014
Ocean City	Cape May	2011			x	
Ogdensburg Borough	Sussex					2008
Orange Township City	Essex	2011				
Oxford Township	Warren					2008
Palisades Park Borough	Bergen					2012
Parsippany Troy-Hills	Morris					2009
Pemberton Township	Burlington	2016				2016

Disadvantaged communities are indicated in bold

SRTS Performance Measures By Municipality - as of December 2017

Municipality	County	Complete Streets Policy Adoption	Sustainable Jersey Points Adopt Complete Streets	Sustainable Jersey Points for Implement Complete Streets	Sustainable Jersey Points for SRTS Action	SRTS Infrastructure Grantees
Pennington Borough	Mercer	2014				2009
Perth Amboy City	Middlesex	2013				
Pitman Borough	Gloucester					2007
Plaifield	Union					2016
Plainsboro Township	Middlesex	2013				
Pleasantville City	Atlantic	2011				
Point Pleasant Beach	Ocean	2013				
Point Pleasant Borough	Ocean	2011				
Princeton Township	Mercer	2012			x	2014
Ramsey Borough	Bergen	2017				
Randolph	Morris	2012				
Raritan Borough	Somerset	2011				
Raritan Township	Hunterdon	2013			x	2008
Red Bank Borough	Monmouth	2010				
Ridgewood Village	Bergen	2011				2009, 2016
River Edge Borough	Bergen	2012				2014
Riverton Borough	Burlington					2008
River Vale Township	Bergen	2015				
Robbinsville	Mercer	2014				
Roselle Borough	Union	2013				2007
Roselle Park Borough	Union					2009
Rutherford Borough	Bergen	2011			x	2016
Sea Bright	Monmouth	2013				
Secaucus Town	Hudson	2013				
Shrewsbury Borough	Monmouth				x	
Somers Point	Atlantic	2012			x	
Somerville Borough	Somerset	2015				2007, 2016
South Brunswick	Middlesex	2014				
South Orange	Essex	2012				
Southampton Township	Burlington					2014
Summit City	Union	2014				
Tenaflly Borough	Bergen	2014				2012, 2014
Toms River Township	Ocean	2012				
Trenton City	Mercer	2012			x	
Union Beach Borough	Monmouth					2008
Union City	Hudson	2013				
Vineland City	Cumberland	2011	x		x	2014
Voorhees Township	Camden	2016	x	x	x	2012
Wayne Township	Passaic					2009

Disadvantaged communities are indicated in bold

SRTS Performance Measures By Municipality - as of December 2017

Municipality	County	Complete Streets Policy Adoption	Sustainable Jersey Points Adopt Complete Streets	Sustainable Jersey Points for Implement Complete Streets	Sustainable Jersey Points for SRTS Action	SRTS Infrastructure Grantees
Westampton	Burlington	2012				
Westfield Town	Union	2013				2007
West New York Town	Hudson					2008
West Orange Township	Essex	2013			x	
West Windsor Township	Mercer	2010				
Wharton Borough	Morris					2007, 2014
Wildwood City	Cape May	2013				
Winslow Township	Camden	2016	x		x	
Woodbine Borough	Cape May	2012			x	2009
Woodbridge Township	Middlesex	2011			x	
Woodbury City	Gloucester	2012				
Woodstown	Salem	2016				2016
Woolwich Township	Gloucester	2013	x		x	
Totals		138	9	2	37	115

Disadvantaged communities are indicated in bold

NJ SRTS Recognition Program Gold Level Winners - 2016

Municipality	County	Name of Winner	School/ Municipality	Year Awarded
Bay Head	Ocean	Bay Head	Municipality	2016
Califon	Hunterdon	Califon Public School	School	2016
Chatham	Morris	Lafayette School	School	2016
Chatham	Morris	Milton Avenue School	School	2016
Chatham	Morris	Southern Boulevard School	School	2016
Chatham	Morris	Washinton Avenue School	School	2015
Clinton	Hunterdon	Clinton Public School	School	2014
Elizabeth	Union	Juan Pablo Duarte – José Julián Martí School No. 28	School	2016
Flemington	Hunterdon	Reading-Fleming Intermediate School	School	2016
Frenchtown	Hunterdon	Frenchtown Elementary School	School	2016
Hampton	Hunterdon	Hampton Public School	School	2015
Jersey City	Hudson	Whitney M Young School – PS#15	School	2015
Lambertville	Hunterdon	Lambertville Public School	School	2016
Lawrence	Mercer	Lawrence Township	Municipality	2016
Lebanon	Hunterdon	Lebanon Borough School	School	2016
Margate City	Atlantic	Eugene A Tighe Middle School	School	2016
Margate City	Atlantic	William H Ross Elementary School	School	2016
Montclair	Essex	Charles H Bullock School	School	2015
Montclair	Essex	Bradley Elementary School	School	2014
Montclair	Essex	Edgemont Elementary School	School	2014
Montclair	Essex	Glenfield Middle School	School	2014
Montclair	Essex	Hillside Elementary School	School	2014
Montclair	Essex	Montclair Township	Municipality	2014
Montclair	Essex	Mount Hebron Middle School	School	2014
Montclair	Essex	Nishuane School	School	2014
Montclair	Essex	Northeast Elementary School	School	2014
Montclair	Essex	Renaissance at Rand Middle School	School	2014
Montclair	Essex	Watchung School	School	2014
Mount Holly	Burlington	Sacred Heart School	School	2014
Netcong	Morris	Netcong Elementary School	School	2015
New Providence	Union	Allen W Roberts Elementary School	School	2016
New Providence	Union	New Providence	Municipality	2016
Ocean City	Cape May	Ocean City	Municipality	2016
Princeton	Mercer	Princeton	Municipality	2016
Stockton	Hunterdon	Stockton Borough School	School	2016
Trenton	Mercer	Trenton	Municipality	2016
Vineland	Cumberland	Gloria M Sabater Elementary School	School	2016
Vineland	Cumberland	Max Leuchter Elementary School	School	2016
Vineland	Cumberland	Thomas W Wallace Jr Middle School	School	2016
West Windsor	Mercer	West Windsor	Municipality	2016

NJ SRTS Recognition Program Silver Level Winners - 2016

Municipality	County	Name of Winner	School/ Municipality	Year Awarded
Absecon	Atlantic	Emma C Attales Middle School	School	2014
Absecon	Atlantic	Marsh Elementary School	School	2014
Asbury Park	Monmouth	Barack Obama Elementary School	School	2015
Brick Township	Ocean	Brick Township	Municipality	2016
Bridgeton	Cumberland	Fairfield Township School	School	2014
Colonia	Middlesex	Oak Ridge Heights School #21	School	2016
Farmingdale	Monmouth	Farmingdale Public School	School	2014
Flemington	Hunterdon	Barley Sheaf Elementary	School	2015
Gibbsboro	Camden	Gibbsboro School	School	2015
Haledon	Passaic	Haledon Public School	School	2016
Highlands	Monmouth	Highlands Borough	Municipality	2016
Jersey City	Hudson	PS#20 Dr Maya Angelou School	School	2015
Jersey City	Hudson	PS #28	School	2016
Lawrenceville	Mercer	Lawrence Intermediate School	School	2016
Linden	Union	Linden School #1	School	2015
Linden	Union	Linden School # 6	School	2015
Margate	Atlantic	Margate City	Municipality	2015
Marlton	Burlington	Robert B Jaggard Elementary School	School	2016
Middlesex	Middlesex	Watchung Elementary School	School	2014
Milford	Hunterdon	Milford Public School	School	2015
National Park	Gloucester	National Park Elementary School	School	2014
New Providence	Union	New Providence Middle School	School	2016
New Providence	Union	Salt Brook School	School	2015
Oxford Township	Warren	Oxford Central School	School	2015
Paterson	Passaic	Paterson Academy for the Gifted and	School	2016
Paterson	Passaic	Paterson School #15	School	2016
Pemberton	Burlington	Samuel Busansky Elementary School	School	2014
River Edge	Bergen	River Edge	Municipality	2016
Roselle	Union	Grace Wilday Junior High School	School	2016
Somers Point	Atlantic	Dawes Avenue Elementary School	School	2014
Somers Point	Atlantic	Jordan Road School	School	2014
Southampton	Burlington	Southampton School #1	School	2014
Southampton	Burlington	Southampton School #2	School	2014
Southampton	Burlington	Southampton School #3	School	2014
Union City	Hudson	Saint Augustine School	School	2016
Voorhees Township	Camden	Osage Elementary School	School	2016
Voorhees Township	Camden	Voorhees Township	Municipality	2016
Wallington	Bergen	Frank W Gavlak Elementary School	School	2016
West Orange	Essex	Kelly Elementary School	School	2016
Woodbury Heights	Gloucester	Woodbury Heights Elementary	School	2015
Woodstown	Salem	Mary S Shoemaker Elementary	School	2016

NJ SRTS Recognition Program Bronze Level Winners - 2016

Municipality	County	Name of Winner	School/ Municipality	Year Awarded
Bayonne	Hudson	All Saints Academy	School	2015
Bayonne	Hudson	Beacon Christian Academy	School	2015
Bayonne	Hudson	Henry Harris School	School	2015
Bayonne	Hudson	Horace Mann School	School	2016
Bayonne	Hudson	John M Bailey School	School	2015
Bayonne	Hudson	Lincoln Community School	School	2015
Bayonne	Hudson	Mary J Donohoe School		
Bayonne	Hudson	Midtown Community School	School	2016
Bayonne	Hudson	Nicholas Oresko School	School	2015
Bayonne	Hudson	Philip G Vroom School	School	2015
Bayonne	Hudson	Washington Community School	School	2015
Bayonne	Hudson	Woodrow Wilson School	School	2015
Bloomsbury	Hunterdon	Bloomsbury Elementary School	School	2014
Bound Brook	Somerset	Lafayette School	School	2014
Brown Mills	Burlington	Aletta Crichton School	School	2014
Collingswood	Camden	Zane North Elementary School	School	2014
Farmingdale	Monmouth	Farmingdale Elementary School	School	2015
Frenchtown	Hunterdon	Kingswood Township School	School	2015
High Bridge	Hunterdon	High Bridge Elementary School	School	2015
Hoboken	Hudson	Wallace Elementary School	School	2015
Jersey City	Hudson	Dr M. Contini School – PS#5	School	2016
Jersey City	Hudson	Dr. Paul Rafalides School/PS #33	School	2015
Jersey City	Hudson	Ollie Culbreth School – PS#14	School	2016
Jersey City	Hudson	PS #34	School	2016
Jersey City	Hudson	PS #37	School	2016
Jersey City	Hudson	PS #30	School	2016
Kearny	Hudson	Kearny	Municipality	2014
Lawrenceville	Mercer	Slackwood Elementary School	School	2016
Madison	Morris	Central Avenue School	School	2014
Maple Shade	Burlington	Howard Yocum Elementary School	School	2015
Maplewood	Essex	Seth Boyden Elementary School	School	2014
Maplewood	Essex	Tuscan Elementary School	School	2014
Moonachie	Bergen	Robert L Craig School	School	2014
New Brunswick	Middlesex	Greater Brunswick Charter School	School	2015
Newton	Sussex	Merrian Avenue School	School	2015
North Bergen	Hudson	Franklin School	School	2016
North Bergen	Hudson	John F Kennedy Elementary School	School	2016
North Bergen	Hudson	McKinley School	School	2016
North Bergen	Hudson	Robert Fulton School	School	2015
Paterson	Passaic	Renaissance One School of	School	2016
Pemberton	Burlington	Alexander Denbo School	School	2014
Plainsboro Township	Middlesex	Wycoff Elementary School	School	2016
Princeton	Mercer	Community Park Elementary School	School	2016
Prospect Park	Bergen	Prospect Park Elementary School	School	2016

NJ SRTS Recognition Program Bronze Level Winners - 2016

Municipality	County	Name of Winner	School/ Municipality	Year Awarded
Roselle	Union	Dr Charles C. Polk School	School	2016
Sergentsville	Hunterdon	Delaware Township School	School	2015
South Bound Brook	Somerset	Robert Morris School	School	2015
South Hackensack	Bergen	South Hackensack Memorial School	School	2015
Trenton	Mercer	Martin Luther King, Jr Elementary	School	2016
Trenton	Mercer	Paul Robeson Elementary School	School	2016
Union City	Hudson	Colin Powell Elementary	School	2014
Union City	Hudson	Roosevelt School	School	2016
Wallington	Bergen	Jefferson Elementary School	School	2016
West New York	Hudson	PS #1	School	2015
West Orange	Essex	West Orange Township	Municipality	2016
Whippany	Morris	Salem Drive School	School	2015
Woodbridge	Middlesex	Oak Ridge Heights Elementary School	School	2015
Woodbridge	Middlesex	Ross Street School #1	School	2014

NJ SRTS Recognition Program Gold Level Winners - 2017

Municipality	County	Name of Winner	School/ Municipality	Year Awarded
Asbury Park	Monmouth	Bradley Elementary School	School	2017
Asbury Park	Monmouth	Thurgood Marshall Elementary School	School	2017
Bay Head	Ocean	Bay Head	Municipality	2016
Bay Head	Ocean	Bay Head School	School	2017
Califon	Hunterdon	Califon Public School	School	2016
Chatham	Morris	Lafayette School	School	2016
Chatham	Morris	Milton Avenue School	School	2016
Chatham	Morris	Southern Boulevard School	School	2016
Chatham	Morris	Washinton Avenue School	School	2015
Clinton	Hunterdon	Clinton Public School	School	2017
East Windsor	Mercer	East Windsor Township	School	2017
Elizabeth	Union	Juan Pablo Duarte – José Julián Martí School No. 28	School	2016
Farmingdale	Monmouth	Farmingdale Public School	School	2017
Flemington	Hunterdon	Reading-Fleming Intermediate School	School	2016
Frenchtown	Hunterdon	Frenchtown Elementary School	School	2016
Hampton	Hunterdon	Hampton Public School	School	2015
Highland Park	Middlesex	Bartle Elementary School	School	2017
Highland Park	Middlesex	Highland Park Borough	Municipality	2017
Highland Park	Middlesex	Irving Primary School	School	2017
Highlands	Monmouth	Highlands Elementary School	School	2017
Jersey City	Hudson	Whitney M Young School – PS#15	School	2015
Lambertville	Hunterdon	Lambertville Public School	School	2016
Lawrence	Mercer	Lawrence Township	Municipality	2016
Lebanon	Hunterdon	Lebanon Borough School	School	2016
Long Branch	Monmouth	Long Branch Middle School	School	2017
Margate City	Atlantic	Eugene A Tighe Middle School	School	2016
Margate City	Atlantic	William H Ross Elementary School	School	2016
Metuchen	Middlesex	Campbell Elementary School	School	2017
Metuchen	Middlesex	Edgar Middle School	School	2017
Netcong	Morris	Netcong Elementary School	School	2015
New Providence	Union	Allen W Roberts Elementary School	School	2016
New Providence	Union	New Providence	Municipality	2016
Ocean City	Cape May	Ocean City	Municipality	2016
Passaic	Passaic	Casmir Pulaski School No. 8	School	2017
Passaic	Passaic	Etta Gero School No. 9	School	2017
Passaic	Passaic	George Washington School No. 2	School	2017
Plainfield	Union	Evergreen Elementary School	School	2017
Plainfield	Union	Woodland Elementary School	School	2017
Princeton	Mercer	Johnson Park Elementary School	School	2017
Princeton	Mercer	Princeton	Municipality	2016
Princeton	Mercer	Riverside Elementary School	School	2017
Red Bank	Monmouth	River Plaza Elementary School	School	2017
Scotch Plains	Union	Park Middle School	School	2017
Scotch Plains	Union	Terrill Middle School	School	2017

NJ SRTS Recognition Program Gold Level Winners - 2017

Municipality	County	Name of Winner	School/ Municipality	Year Awarded
Stockton	Hunterdon	Stockton Borough School	School	2016
Trenton	Mercer	Trenton	Municipality	2016
Vineland	Cumberland	Gloria M Sabater Elementary School	School	2016
Vineland	Cumberland	Max Leuchter Elementary School	School	2016
Vineland	Cumberland	Thomas W Wallace Jr Middle School	School	2016
West Windsor	Mercer	West Windsor	Municipality	2016
Westwood	Bergen	Berkeley Elementary School	School	2017
Westwood	Bergen	Brookside Elementary School	School	2017

NJ SRTS Recognition Program Silver Level Winners - 2017

Municipality	County	Name of Winner	School/ Municipality	Year Awarded
Asbury Park	Monmouth	Barack Obama Elementary School	School	2015
Bayonne	Hudson	Dr W. Robinson Community School	School	2017
Bloomsbury	Hunterdon	Bloomsbury Elementary School	School	2017
Bound Brook	Somerset	Bound Brook	Municipality	2017
Bound Brook	Somerset	Lafayette Elementary School	School	2017
Bound Brook	Somerset	LaMonte/LaMonte Annex	School	2017
Bound Brook	Somerset	Smalley School	School	2017
Brick Township	Ocean	Brick Township	Municipality	2016
Colonia	Middlesex	Oak Ridge Heights School #21	School	2016
Elizabeth	Union	Madison Monroe School No. 16	School	2017
Flemington	Hunterdon	Barley Sheaf Elementary	School	2015
Gibbsboro	Camden	Gibbsboro School	School	2015
Haledon	Passaic	Haledon Public School	School	2016
Highlands	Monmouth	Highlands Borough	Municipality	2016
Jersey City	Hudson	PS#20 Dr Maya Angelou School	School	2015
Jersey City	Hudson	PS #28	School	2016
Lawrenceville	Mercer	Lawrence Intermediate School	School	2016
Linden	Union	Linden School #1	School	2015
Linden	Union	Linden School # 6	School	2015
Long Branch	Monmouth	George L Catrambone School	School	2017
Long Branch	Monmouth	Gregory School	School	2017
Madison	Morris	Central Avenue School	School	2017
Manville	Somerset	Roosevelt School	School	2017
Manville	Somerset	Weston School	School	2017
Margate	Atlantic	Margate City	Municipality	2015
Marlton	Burlington	Robert B Jaggard Elementary School	School	2016
Milford	Hunterdon	Milford Public School	School	2015
Mountain Lakes	Morris	Mountain Lakes Borough	Municipality	2017
New Providence	Union	Allen W Roberts School	School	2015
New Providence	Union	New Providence Middle School	School	2016
New Providence	Union	Salt Brook School	School	2015
North Plainfield	Somerset	East End Elementary School	School	2017
North Plainfield	Somerset	North Plainfield Borough	Municipality	2017
North Plainfield	Somerset	Somerset Intermediate School	School	2017
North Plainfield	Somerset	Stony Brook Elementary School	School	2017
North Plainfield	Somerset	West End School	School	2017
Oxford Township	Warren	Oxford Central School	School	2015
Paterson	Passaic	Dale Avenue Elementary School	School	2017
Paterson	Passaic	Paterson Academy for the Gifted and	School	2016
Paterson	Passaic	Paterson School #15	School	2016
River Edge	Bergen	River Edge	Municipality	2016
Roselle	Union	Grace Wilday Junior High School	School	2016
Rutherford	Bergen	Lincoln School	School	2017
Rutherford	Bergen	Rutherford Borough	Municipality	2017

NJ SRTS Recognition Program Silver Level Winners - 2017

Municipality	County	Name of Winner	School/ Municipality	Year Awarded
Rutherford	Bergen	Washington School	School	2017
Somerville	Somerset	Van Derveer School	School	2017
Stanhope	Sussex	Stanhope School	School	2017
Union City	Hudson	Saint Augustine School	School	2016
Voorhees Township	Camden	Osage Elementary School	School	2016
Voorhees Township	Camden	Voorhees Township	Municipality	2016
Wallington	Bergen	Frank W Gavlak Elementary School	School	2016
West Orange	Essex	Kelly Elementary School	School	2016
Westwood	Bergen	Westwood Borough	Municipality	2017
Woodbury Heights	Gloucester	Woodbury Heights Elementary	School	2015
Woodstown	Salem	Mary S Shoemaker Elementary	School	2016

NJ SRTS Recognition Program Bronze Level Winners - 2017

Municipality	County	Name of Winner	School/ Municipality	Year Awarded
Belvidere	Warren	Third Street Elementary School	School	2017
Bayonne	Hudson	All Saints Academy	School	2015
Bayonne	Hudson	Beacon Christian Academy	School	2015
Bayonne	Hudson	Henry Harris School	School	2015
Bayonne	Hudson	Horace Mann School	School	2016
Bayonne	Hudson	John M Bailey School	School	2015
Bayonne	Hudson	Lincoln Community School	School	2015
Bayonne	Hudson	Mary J Donohoe School		
Bayonne	Hudson	Midtown Community School	School	2016
Bayonne	Hudson	Nicholas Oresko School	School	2015
Bayonne	Hudson	Philip G Vroom School	School	2015
Bayonne	Hudson	Washington Community School	School	2015
Bayonne	Hudson	Woodrow Wilson School	School	2015
Cape May	Cape May	West Cape May Elementary School	School	2017
Chesterfield	Burlington	Chesterfield Elementary School	School	2017
Collingswood	Camden	Mark Newbie Elementary School	School	2017
Farmingdale	Monmouth	Farmingdale Elementary School	School	2015
Freehold	Monmouth	Park Avenue Elementary School	School	2017
Frenchtown	Hunterdon	Kingswood Township School	School	2015
High Bridge	Hunterdon	High Bridge Elementary School	School	2015
Hoboken	Hudson	Wallace Elementary School	School	2015
Jersey City	Hudson	Charles Trefurt School – PS#8	School	2016
Jersey City	Hudson	Dr M. Contini School – PS#5	School	2016
Jersey City	Hudson	Dr. Paul Rafalides School/PS #33	School	2015
Jersey City	Hudson	Ollie Culbreth School – PS#14	School	2016
Jersey City	Hudson	PS #34	School	2016
Jersey City	Hudson	PS #37	School	2016
Jersey City	Hudson	PS #30	School	2016
Lawrenceville	Mercer	Slackwood Elementary School	School	2016
Maple Shade	Burlington	Howard Yocum Elementary School	School	2015
National Park	Gloucester	National Park Elementary School	School	2017
New Brunswick	Middlesex	Greater Brunswick Charter School	School	2015
New Brunswick	Middlesex	Paul Robeson Elementary School	School	2017
Newton	Sussex	Merrian Avenue School	School	2015
North Bergen	Hudson	Franklin School	School	2016
North Bergen	Hudson	John F Kennedy Elementary School	School	2016
North Bergen	Hudson	McKinley School	School	2016
North Bergen	Hudson	Robert Fulton School	School	2015
Paterson	Passaic	Renaissance One School of	School	2016
Plainfield	Union	Jefferson Elementary School	School	2017
Plainsboro Township	Middlesex	Wycoff Elementary School	School	2016
Point Pleasant	Ocean	Ocean Road Elementary School	School	2017
Princeton	Mercer	Community Park Elementary School	School	2016
Prospect Park	Bergen	Prospect Park Elementary School	School	2016

NJ SRTS Recognition Program Bronze Level Winners - 2017

Municipality	County	Name of Winner	School/ Municipality	Year Awarded
Roselle	Union	Dr Charles C. Polk	School	2016
Scotch Plains	Union	Evergreen Elementary School	School	2017
Scotch Plains	Union	Howard B Brunner Elementary School	School	2017
Scotch Plains	Union	J. Ackerman Coles Elementary School	School	2017
Scotch Plains	Union	School One Elementary School	School	2017
Scotch Plains	Union	William J. McGinn Elementary School	School	2017
Sergentsville	Hunterdon	Delaware Township School	School	2015
Somerville	Somerset	Somerville Middle School	School	2017
South Bound Brook	Somerset	Robert Morris School	School	2015
South Hackensack	Bergen	South Hackensack Memorial School	School	2015
Trenton	Mercer	Martin Luther King, Jr Elementary	School	2016
Trenton	Mercer	Paul Robeson Elementary School	School	2016
Union City	Hudson	Roosevelt School	School	2016
Wallington	Bergen	Jefferson Elementary School	School	2016
West New York	Hudson	PS #1	School	2015
West Orange	Essex	West Orange Township	Municipality	2016
Whippany	Morris	Salem Drive School	School	2015
Woodbridge	Middlesex	Oak Ridge Heights Elementary School	School	2015

School Travel Plans by TMA - as of December 2017

<u>Municipality</u>	<u>County</u>	<u>School</u>	<u>Date of Current Travel Plan</u>	<u>Completed by:</u>
Asbury Park	Monmouth	Bradley Elementary School	June 2016	EZ Ride
Asbury Park	Monmouth	Thurgood Marshall Elementary School	June 2016	EZ Ride
Bay Head	Ocean	Bay Head Elementary School	April 2016	GMTMA
Bayonne	Hudson	Bayonne District Wide	Fall 2016	studio
Bellmawr	Camden	Bell Oaks Elementary, Bellmawr Park Elem, Ethel M. Burke Elementary	December 2017	CCC
Bernardsville	Somerset	Bernardsville Borough	2006	RBA
Bloomsbury	Hunterdon	Bloomsbury Elementary	2008	HART
Brick Twp	Ocean	Midstreams Elementary	March 2008	Brick Twp
Califon	Hunterdon	Califon Public	2011	HART
Camden	Camden	Promise Charter School	April 2009	RBA, VTC
Camden	Camden	Harry C Sharp Elementary	April 2009	RBA, VTC
Chatham	Morris	Chatham High School	2012	TransOptions
Chatham	Morris	Chatham Middle School	2012	TransOptions
Chatham	Morris	Lafayette Avenue School	2012	TransOptions
Chatham	Morris	Milton Avenue School	2012	TransOptions
Chatham	Morris	Southern Boulevard School	2012	TransOptions
Chatham	Morris	Washington Avenue School	2012	TransOptions
Clifton	Passaic	Clifton School 2	February 2018	EZ Ride
Clinton	Hunterdon	Clinton Public	2011	HART
Collingswood	Camden	Zane North & William P Tatem Elementary	June 2014	CCC
East Windsor	Mercer	Kreps Middle School	June 2014	GMTMA
Egg Harbor	Atlantic	Charles L. Spragg Elementary & Egg harbor Community Schools	August 2012	CCC
Elizabeth	Union	Elizabeth Port (5 schools)	April 2015	EZ Ride, VTC, Groundwork Eliz, Brand New Day
Flemington	Hunterdon	Barley Sheaf Elementary	2011	HART
Flemington	Hunterdon	Reading-Fleming Intermediate	2011	HART
Frenchtown	Hunterdon	Frenchtown Elementary	2011	HART
Hamilton Township	Mercer	Klockner Elementary School	July 2018	GM TMA
Hampton	Hunterdon	Hampton Public	2008	HART
Hanover Twp	Morris	Salem Drive School	2014-2015	TransOptions

Orange highlighted field indicates **expired** School Travel Plan (must be updated every 5 years)

School Travel Plans by TMA - as of December 2017

<u>Municipality</u>	<u>County</u>	<u>School</u>	<u>Date of Current Travel Plan</u>	<u>Completed by:</u>
High Bridge	Hunterdon	High Bridge	2010	HART
Highland Park	Middlesex	Highland Park Public Schools (District-wide)	June 2016	KMM, VTC
Highlands	Monmouth	Highlands Elementary School	June 2016	EZ Ride
Hightstown	Mercer	Walter Black and Grace Rogers Elementary Schools	June 2014	GM TMA
Hopewell Township	Mercer	Bear Tavern Elementary School	June 2016	GMTMA
Lambertville	Hunterdon	Lambertville Public	2010	HART
Lebanon	Hunterdon	Lebanon Borough	2010	HART
Linden	Union	Linden School 6	June 2016	EZ Ride
Linden	Union	Linden School 1	January 2014	EZ Ride
Little Egg Harbor	Ocean	Pinelands Regional Junior High School	August 2018	GM TMA
Long Branch	Monmouth	Amerigo A Anastasia Elementary	February 2018	EZ Ride
Madison	Morris	Central Avenue School	November 2017	TransOptions
Margate City	Atlantic	William H. Ross Elementary & Eugene Tighe Middle	June 2015	CCC
Metuchen	Middlesex	Campbell Elementary School	June 2016	KMM, VTC
Metuchen	Middlesex	Edgar Middle School	June 2016	KMM, VTC
Middletown	Monmouth	River Plaza Elementary	June 2016	EZ Ride
Milford	Hunterdon	Milford Public	2011	HART
Montclair	Essex	Hillside Elementary	May 2013	EZ Ride, RBA
Montclair	Essex	Mount Hebron Middle	May 2013	EZ Ride, RBA
Montclair	Essex	Nishuane Elementary	April 2013	EZ Ride, RBA
Montclair	Essex	Northeast Elementary	April 2013	EZ Ride, RBA
Montclair	Essex	Renaissance Middle	April 2013	EZ Ride, RBA
Montclair	Essex	Watchung Elementary	April 2013	EZ Ride, RBA
Montclair	Essex	Charles H. Bullock Elementary	March 2013	EZ Ride, RBA
Montclair	Essex	Edgemont Elementary	March 2013	EZ Ride, RBA
Montclair	Essex	Glenfield Middle	March 2013	EZ Ride, RBA
Montclair	Essex	Bradford Elementary	February 2013	EZ Ride, RBA
National Park	Gloucester	National Park School	March 2016	CCC
Netcong	Morris	Netcong Elementary	June 2016	Netcong
Newark	Union	Camden Street School	February 2016	EZ Ride
Newark	Union	Hawkins Street School	February 2016	EZ Ride
Newark	Union	Sussex Avenue School	February 2016	EZ Ride
Newark	Union	13th Ave School	January 2016	EZ Ride

Orange highlighted field indicates **expired** School Travel Plan (must be updated every 5 years)

School Travel Plans by TMA - as of December 2017

<u>Municipality</u>	<u>County</u>	<u>School</u>	<u>Date of Current Travel Plan</u>	<u>Completed by:</u>
Newark	Union	McKinley Elementary School	January 2016	EZ Ride
Newark	Union	Hawthorne Elementary	September 2008	RBA, VTC
Newark	Union	Ivy Hill Elementary	September 2008	RBA, VTC
North Plainfield	Somerset	West End School*	October 2011	Ridewise
Ocean City	Cape May	Ocean Primary & Ocean City Intermediate Schools	January 2016	CCC
Oxford	Warren	Oxford Central School	December 2014	TransOptions
Passaic	Passaic	Passaic Affiliated School	January 2017	EZ Ride
Pemberton	Burlington	Howard Emmons & Samuel Busanksy Elementary	August 2013	CCC
Plainfield	Union	Plainfield District Wide	December 2015	EZ Ride, VTC studio
Point Pleasant	Ocean	Nellie F Bennett Elementary School	August 2018	GM TMA
Point Pleasant Beach	Ocean	G Harold Antrim Elementary School	June 2018	GM TMA
Princeton	Mercer	Johnson Park Elementary School	May 2016	GMTMA
Princeton	Mercer	Riverside Elementary School	April 2016	GMTMA
Princeton	Mercer	Witherspoon Middle	June 2014	GMTMA,
Robbinsville	Mercer	Pond Road Middle School	June 2014	GMTMA
Scotch Plains	Union	Terrill Middle School	June 2016	EZ Ride
Southampton	Burlington	Southampton School	May 2014	CCC
Stockton	Hunterdon	Stockton Borough	2010	HART
Trenton	Mercer	Woodrow Wilson Elementary	January 2014	GMTMA, VTC, NJ Partnership for Healthy Kids
Trenton	Mercer	Monument Elementary	January 2014	GMTMA, VTC, NJ Partnership for Healthy Kids
Trenton	Mercer	Robeson Elementary	January 2014	GMTMA, VTC, NJ Partnership for Healthy Kids
Trenton	Mercer	Hedgepath-Williams Middle School	January 2014	GMTMA, VTC, NJ Partnership for Healthy Kids
Trenton	Mercer	Grace Dunn Middle School	April 2009	RBA, VTC
Trenton	Mercer	Joyce Kilmer Elementary	April 2009	RBA, VTC
Vineland	Cumberland	Thomas Wallace Middle School	October 2015	YMCA Alliance, Brain Injury Alliance

Orange highlighted field indicates **expired** School Travel Plan (must be updated every 5 years)

School Travel Plans by TMA - as of December 2017

<u>Municipality</u>	<u>County</u>	<u>School</u>	<u>Date of Current Travel Plan</u>	<u>Completed by:</u>
Vineland	Cumberland	Max Leuchter Elementary	August 2015	CCC, City of Vineland, YMCA
Vineland	Cumberland	Veterans Memorial Middle School	May 2015	CCC, City of Vineland, YMCA, Brain Injury Alliance
Vineland	Cumberland	Gloria M Sabater Elementary School	April 2014	YMCA Alliance, Brain Injury Alliance
Voorhees	Camden	Osage Elementary	June 2014	CCC
West Cape May	Cape May	West Cape May Elementary	May 2017	CCC
Westwood	Bergen	Berkeley Elemementary School	February 2017	EZ Ride
Wharton	Morris	Wharton Borough	August 2006	RBA
Woodbine	Cape May	Woodbine Elementary	September 2012	CCC
Woodstown-Pilesgrove	Salem	Mary Shoemaker School & Woodstown Middle	May 2016	CCC

Orange highlighted field indicates **expired** School Travel Plan (must be updated every 5 years)

School Arrival and Departure Travel Tallies - Submitted in 2016

<u>Municipality</u>	<u>School Name</u>	<u>School District</u>	<u>County</u>	<u>Date Collected</u>
Absecon	Emma C Attales Middle School	Absecon Public Schools	Atlantic	Jun-16
Absecon	H Ashton Marsh	Absecon Public Schools	Atlantic	Jun-16
Asbury Park	Bradley Elementary School	Asbury Park Public Schools	Monmouth	Jan-16
Asbury Park	Thurgood Marshall Elementary	Asbury Park Public Schools	Monmouth	Feb-16
Atlantic Highlands	Atlantic Highlands Elementary	Atlantic Highlands School District	Monmouth	May-16
Bay Head	Bay Head Elementary	Bay Head School District	Ocean	May-16
Bayonne	Mary J. Donohoe	Bayonne School District	Hudson	Jun-16
Bayonne	Midtown	Bayonne School District	Hudson	Jun-16
Bayonne	Robinson	Bayonne School District	Hudson	Jun-16
Bayonne	Henry Harris	Bayonne School District	Hudson	Oct-16
Bayonne	Horace Mann	Bayonne School District	Hudson	Oct-16
Bayonne	John M Bailey School	Bayonne School District	Hudson	Oct-16
Bayonne	Lincoln Community School	Bayonne School District	Hudson	Oct-16
Bayonne	Mary J. Donohoe	Bayonne School District	Hudson	Oct-16
Bayonne	Midtown	Bayonne School District	Hudson	Oct-16
Bayonne	Nicholas Oresko	Bayonne School District	Hudson	Oct-16
Bayonne	Phillip G. Vroom (Bayonne)	Bayonne School District	Hudson	Oct-16
Bayonne	Robinson	Bayonne School District	Hudson	Oct-16
Bayonne	Washington	Bayonne School District	Hudson	Oct-16
Bayonne	Woodrow Wilson	Bayonne School District	Hudson	Oct-16
Berkeley	Clara B Worth	Berkeley Township School District	Ocean	May-16
Berkeley Heights	Columbia Middle School	Berkeley Heights	Union	May-16
Berkeley Heights	Berkeley Middle School	Berkeley Heights	Union	Jun-16
Berkeley Heights	Mountain Park Elementary School	Berkeley Heights	Union	Jun-16
Berkeley Heights	William Woodruff Elementary	Berkeley Heights	Union	Jun-16
Bloombsbury	Bloombsbury Public School	Bloombsbury Public School	Hunterdon	Apr-16
Bogota	Bogota Jr/Sr High School	Bogota School District	Bergen	May-16
Bound Brook	Community Middle School	Bound Brook Public Schools	Somerset	May-16
Bound Brook	Lafayette Elementary School	Bound Brook Public Schools	Somerset	May-16
Bound Brook	Lamonte/Annex School	Bound Brook Public Schools	Somerset	May-16
Bound Brook	Smalley Elementary School	Bound Brook Public Schools	Somerset	May-16
Brick	Herbertsville Elementary	Brick public schools	Ocean	Jun-16
Brick	Lanes Mill Elementary	Brick public schools	Ocean	Jun-16
Brick	Midstreams Elementary	Brick public schools	Ocean	Jun-16
Caldwell-West Caldwell	Grover Cleveland	Caldwell-West Caldwell Public Schools	Essex	Jun-16
Caldwell-West Caldwell	Jefferson	Caldwell-West Caldwell Public Schools	Essex	Jun-16
Caldwell-West Caldwell	Lincoln	Caldwell-West Caldwell Public Schools	Essex	Jun-16
Caldwell-West Caldwell	Washington	Caldwell-West Caldwell Public Schools	Essex	Jun-16

School Arrival and Departure Travel Tallies - Submitted in 2016

<u>Municipality</u>	<u>School Name</u>	<u>School District</u>	<u>County</u>	<u>Date Collected</u>
Caldwell-West Caldwell	Wilson	Caldwell-West Caldwell Public Schools	Essex	Jun-16
Califon	Califon School	Califon Public Schools	Hunterdon	Apr-16
Camden	RT Cream Family School	Camden City School District	Camden	May-16
Camden	Charles Sumner	Camden City School District	Camden	Jun-16
Cape May City	Cape May Elementary School	Cape May City	Cape May	May-16
Chatham	Lafayette School	Chatham Safe Routes to School	Morris	Apr-16
Chatham	Milton Avenue School	Chatham Safe Routes to School	Morris	May-16
Chatham	Southern Boulevard School	Chatham Safe Routes to School	Morris	May-16
Chatham	Washington Avenue School	Chatham Safe Routes to School	Morris	May-16
Cranford	Livingston Avenue	Cranford Public School District	Union	Jun-16
Cranford	Walnut Avenue School	Cranford Public School District	Union	Jun-16
Demarest	Demarest Middle School	Demarest School District	Bergen	Jun-16
Eastampton	Eastampton Community School	Eastampton Public Schools	Burlington	May-16
Egg Harbor City	Charles L Spragg	Egg Harbor City School District	Atlantic	May-16
Egg Harbor City	Egg Harbor City Community School	Egg Harbor City School District	Atlantic	Jun-16
Franklin Lakes	Colonial Road School	Franklin Lakes Schools	Bergen	Apr-16
Frenchtown	Frenchtown Elementary School	Frenchtown Public schools	Hunterdon	Apr-16
Frenchtown	Frenchtown Elementary School	Frenchtown Public schools	Hunterdon	Jun-16
Garfield	James Madison	Garfield School District	Bergen	May-16
Gibbsboro	Gibbsboro School	Gibbsboro School District	Camden	May-16
Gloucester City	Cold Springs	Gloucester City Public Schools	Camden	Jun-16
Gloucester City	Gloucester Junior High	Gloucester City Public Schools	Camden	Jun-16
Gloucester City	Mary Ethel Costello	Gloucester City Public Schools	Camden	Jun-16
Guttenberg	Anna Klein School	Guttenberg Public School District	Hudson	May-16
Haledon	Haledon Public School	Haledon Public Schools	Passaic	Feb-16
Hamilton	Alexander Elementary School	Hamilton Public Schools	Mercer	May-16
Hamilton	Reynolds Middle School	Hamilton Public Schools	Mercer	May-16
Hampton	Hampton School	Hampton public School	Hunterdon	Apr-16
Hazlet	Raritan Valley	Hazlet Township Public Schools	Middlesex	Jun-16
Highland Park	Highland Park Middle School	Highland Park Public Schools	Middlesex	Jan-16
Highland Park	Bartle Elementary School	Highland Park Public Schools	Middlesex	Feb-16
Highland Park	Irving Primary School	Highland Park Public Schools	Middlesex	Feb-16
Highlands	Highlands Elementary School	Highlands School District	Monmouth	Jun-16
Hoboken	Demarest	Hoboken Public School District	Hudson	May-16
Hoboken	Hoboken Charter	Hoboken Public School District	Hudson	May-16
Irvington	Berkeley Terrace	Irvington Public Schools	Essex	Jun-16
Irvington	Chancellor	Irvington Public Schools	Essex	Jun-16
Irvington	Florence	Irvington Public Schools	Essex	Jun-16
Irvington	Grove Street	Irvington Public Schools	Essex	Jun-16
Irvington	Madison	Irvington Public Schools	Essex	Jun-16
Irvington	Mt Vernon	Irvington Public Schools	Essex	Jun-16
Irvington	Thurgood Marshall	Irvington Public Schools	Essex	Jun-16
Irvington	Union Avenue	Irvington Public Schools	Essex	Jun-16

School Arrival and Departure Travel Tallies - Submitted in 2016

<u>Municipality</u>	<u>School Name</u>	<u>School District</u>	<u>County</u>	<u>Date Collected</u>
Irvington	University Elementary	Irvington Public Schools	Essex	Jun-16
Irvington	University Middle	Irvington Public Schools	Essex	Jun-16
Jersey City	Frank R Conwell	Jersey City Public Schools	Hudson	Jun-16
Jersey City	JW Wakeman	Jersey City Public Schools	Hudson	Jun-16
Jersey City	Webb Elementary	Jersey City Public Schools	Hudson	Jun-16
Keyport	Keyport Central	Keyport Public Schools	Monmouth	Jun-16
Lakehurst	Lakehurst Elementary	Lakehurst public Schools	Ocean	May-16
Lambertville	Lambertville School	Lambertville Public Schools	Hunterdon	Apr-16
Laurel Springs	Laurel Springs Elementary	Laurel Springs School District	Camden	May-16
Lebanon	Lebanon Township Schools	Lebanon Public Schools	Hunterdon	Apr-16
Leonia	Anna C Scott	Leonia School District	Bergen	Jun-16
Leonia	Leonia Middle School	Leonia School District	Bergen	Jun-16
Linden	School 2	Linden Public Schools	Union	May-16
Little Egg Harbor	Pinelands Junior High School	Pinelands School District	Ocean	Jun-16
Little Egg Harbor	Pinelands Junior High School	Pinelands School District	Ocean	Jun-16
Little Egg Harbor	Pinelands Regional High School	Pinelands School District	Ocean	Jun-16
Livingston	Collins Elementary School	Livingston Public Schools	Essex	Jun-16
Lopatcong	Lopatcong Elementary	Lopatcong School District	Warren	Jun-16
Lopatcong	Lopatcong Middle School	Lopatcong School District	Warren	Jun-16
Lumberton	Ashbrook Elementary	Lumberton Township Schools	Burlington	Jun-16
Lumberton	Bobby's Run	Lumberton Township Schools	Burlington	Jun-16
Lumberton	Lumberton Middle School	Lumberton Township Schools	Burlington	Jun-16
Lumberton	Walther	Lumberton Township Schools	Burlington	Jun-16
Manasquan	Manasquan Elementary School	Manasquan Public School District	Monmouth	Jun-16
Medford Lakes	Neeta Elementary	Medford Lakes School District	Burlington	May-16
Medford Lakes	Nokomis Elementary	Medford Lakes School District	Burlington	May-16
Metuchen	Campbell Elementary School	Metuchen Public Schools	Middlesex	Feb-16
Metuchen	Edgar Middle School	Metuchen Public Schools	Middlesex	Feb-16
Middletown	River Plaza Elementary School	Middletown Public School District	Monmouth	Jun-16
Mine Hill	Canfield Avenue	Mine Hill Township School District	Morris	Jun-16
Monroe Township	Oak Knoll	Monroe Township School District	Middlesex	May-16
Monroe Township	Williamstown Middle School	Monroe Township School District	Middlesex	May-16
Mountain Lakes	Wildwood Elementary	Mountain Lakes School District	Morris	Jun-16
National Park	National Park Elementary	National Park School District	Gloucester	May-16
Netcong	Netcong Elementary School	Netcong Public Schools	Morris	May-16
Newark	Marion P. Thomas Charter School	Newark NJ Public Schools	Essex	Apr-16
Newark	North Star Academy	Newark NJ Public Schools	Essex	Apr-16
Newark	Speedway Academy	Newark NJ Public Schools	Essex	May-16
North Arlington	Jefferson	North Arlington Public Schools	Bergen	Jun-16
North Arlington	North Arlington Middle school	North Arlington Public Schools	Bergen	Jun-16

School Arrival and Departure Travel Tallies - Submitted in 2016

<u>Municipality</u>	<u>School Name</u>	<u>School District</u>	<u>County</u>	<u>Date Collected</u>
North Arlington	Roosevelt	North Arlington Public Schools	Bergen	Jun-16
North Arlington	Washington	North Arlington Public Schools	Bergen	Jun-16
Palmyra	Charles Street School	Palmyra Schools	Burlington	Jun-16
Paramus	Memorial	Paramus Public Schools	Bergen	Jun-16
Parsippany - Troy Hills	East Lake Elementary	Parsippany Troy-Hills Township Schools	Morris	Jun-16
Parsippany - Troy Hills	Knollwood	Parsippany Troy-Hills Township Schools	Morris	Jun-16
Parsippany - Troy Hills	Lake Hiawatha	Parsippany Troy-Hills Township Schools	Morris	Jun-16
Parsippany - Troy Hills	Lake Parsippany	Parsippany Troy-Hills Township Schools	Morris	Jun-16
Parsippany - Troy Hills	Littleton	Parsippany Troy-Hills Township Schools	Morris	Jun-16
Parsippany - Troy Hills	North Vail	Parsippany Troy-Hills Township Schools	Morris	Jun-16
Parsippany - Troy Hills	Rockaway Meadow	Parsippany Troy-Hills Township Schools	Morris	Jun-16
Parsippany - Troy Hills	Troy Hills	Parsippany Troy-Hills Township Schools	Morris	Jun-16
Pemberton	Samuel Busansky Elementary	Pemberton Public Schools	Burlington	May-16
Pemberton	Emmons Elementary	Pemberton Public Schools	Burlington	Jun-16
Phillipsburg	Andover	Phillipsburg School District	Warren	Jun-16
Phillipsburg	Barber	Phillipsburg School District	Warren	Jun-16
Phillipsburg	ECLC (Early Childhood Learning Center)	Phillipsburg School District	Warren	Jun-16
Phillipsburg	Green Street	Phillipsburg School District	Warren	Jun-16
Phillipsburg	Phillipsburg Middle School	Phillipsburg School District	Warren	Jun-16
Pine Beach	Pine Beach Elementary School	Pine Beach School District	Ocean	Jun-16
Plainfield	Washington Community School	Plainfield Public Schools	Union	Feb-16
Plainfield	Cedarbrook	Plainfield Public Schools	Union	Mar-16
Plainfield	Cook Elementary School	Plainfield Public Schools	Union	Mar-16
Plainfield	Evergreen Elementary	Plainfield Public Schools	Union	Mar-16
Plainfield	Maxson Middle School	Plainfield Public Schools	Union	Mar-16
Plainfield	PAAAS	Plainfield Public Schools	Union	Mar-16
Plainfield	Stillman Elementary School	Plainfield Public Schools	Union	Mar-16
Plainfield	Woodland Elementary	Plainfield Public Schools	Union	Mar-16
Point Pleasant	Nellie Bennett	Point Pleasant Borough School District	Ocean	Jun-16
Ridgewood	George Washington	Ridgewood Public Schools	Bergen	Jun-16
River Vale	Roberge Elementary	River Vale Public Schools	Bergen	Jun-16
Rumson	Forrestdale	Rumson School District	Monmouth	May-16
Rumson	Deane Porter	Rumson School District	Monmouth	Jun-16
Rutherford	Kindergarten Center	Rutherford School District	Bergen	Jun-16
Rutherford	Lincoln School	Rutherford School District	Bergen	Jun-16

School Arrival and Departure Travel Tallies - Submitted in 2016

<u>Municipality</u>	<u>School Name</u>	<u>School District</u>	<u>County</u>	<u>Date Collected</u>
Rutherford	Pierrepont	Rutherford School District	Bergen	Jun-16
Rutherford	Rutherford High School	Rutherford School District	Bergen	Jun-16
Rutherford	Union	Rutherford School District	Bergen	Jun-16
Rutherford	Washington	Rutherford School District	Bergen	Jun-16
Saddle Brook	Smith School	Saddle Brook Public Schools	Bergen	Jun-16
Secaucus	Secaucus Middle School	Secaucus School District	Hudson	Jun-16
Somerville	Van Derveer	Somerville Public School District	Somerset	Jun-16
Somerville	Somerville Middle School	Somerville Public School District	Somerset	Jun-16
South Hackensack	Memorial School	South Hackensack School District	Bergen	Jun-16
Stanhope	Valley Road Elementary School	Stanhope School District	Morris	Jun-16
Stockton	Stockton Borough School	Stockton Public Schools	Hunterdon	Apr-16
Ventnor	Ventnor Elementary School	Ventnor Public Schools	Atlantic	Jun-16
Vineland	Sabater Elementary	Vineland School District	Cumberland	May-16
Vineland	Winslow Elementary School	Vineland School District	Cumberland	May-16
Voorhees Township	ET Hamilton	Voorhees Township Public Schools	Camden	Jun-16
West Cape May	West Cape May Elementary	West Cape May Public Schools	Cape May	Oct-16
Westwood	Berkeley School	Westwood	Bergen	Dec-16
Woodstown	Woodstown Middle School	Woodstown-Pilesgrove Regional School District	Salem	Apr-16

School Arrival and Departure Travel Tallies - Submitted in 2017

<u>Municipality</u>	<u>School Name</u>	<u>School District</u>	<u>County</u>	<u>Date Collected</u>
Bellmawr	Bell Oaks Upper Elementary	Bellmawr Public Schools		Apr-17
Bellmawr	Bellmawr Park Elementary School	Bellmawr Public Schools		Apr-17
Bellmawr	Ethel M. Burke Elementary School	Bellmawr Public Schools		Apr-17
Berkeley Heights	Mountain Park Elementary School	Berkeley Heights	Union	Jun-17
Berkeley Heights	Thomas P. Hughes Elementary School	Berkeley Heights	Union	Jun-17
Berkeley Heights	William Woodruff Elementary School	Berkeley Heights	Union	Jun-17
Bloomfield	Brookdale School	Bloomfield School District		Dec-17
Bound Brook	Community Middle School	Bound Brook Public Schools	Somerset	Oct-17
Bound Brook	Lafayette Elementary School	Bound Brook Public Schools	Somerset	Oct-17
Bound Brook	Lamonte/Annex School	Bound Brook Public Schools	Somerset	Oct-17
Bound Brook	Smalley Elementary School	Bound Brook Public Schools	Somerset	Oct-17
Chatham	Lafayette School	Chatham Safe Routes to School	Morris	Apr-17
Chatham	Milton Avenue School	Chatham Safe Routes to School	Morris	Apr-17
Chatham	Chatham Middle School	Chatham Safe Routes to School	Morris	May-17
Chatham	Southern Boulevard School	Chatham Safe Routes to School	Morris	May-17
Chatham	Washington Avenue School	Chatham Safe Routes to School	Morris	May-17
Clifton	Clifton Public School 2	Clifton Public Schools	Passaic	Dec-17
Highland Park	Bartle Elementary School	Highland Park Public Schools	Middlesex	Apr-17
Highland Park	Highland Park Middle School	Highland Park Public Schools	Middlesex	Apr-17
Irvington	Florence	Irvington Public Schools	Essex	Oct-17
Linden	School #6	Linden Public Schools	Union	Sep-17
Long Branch	Long Branch Middle School	Long Branch Public Schools	Monmouth	Jan-17
Long Branch	Amerigo A. Anastasia School	Long Branch Public Schools	Monmouth	Dec-17
Madison	Central Avenue School	Madison Public Schools	Morris	Nov-17
Metuchen	Campbell Elementary School	Metuchen Public Schools	Middlesex	Apr-17
Middlesex	Parker Elementary School	Middlesex Public Schools	Middlesex	Apr-17
Middlesex	Watchung Elementary School	Middlesex Public Schools	Middlesex	Apr-17
Orange	Park Avenue Elementary School	Orange Public Schools	Essex	Jun-17
Passaic	Casimir Pulaski School #8	Passaic Public Schools	Passaic	Jan-17
Passaic	Etta Gero School No. 9	Passaic Public Schools	Passaic	Jan-17
Passaic	George Washington School No. 2	Passaic Public Schools	Passaic	Jan-17

School Arrival and Departure Travel Tallies - Submitted in 2017

Municipality	School Name	School District	County	Date Collected
Paterson	Dale Avenue School	Paterson Public Schools	Passaic	Jan-17
Plainfield	Barlow Elementary	Plainfield Public Schools	Union	Nov-17
Summit	Brayton Elementary	Summit Public Schools	Union	Nov-17
Summit	Franklin	Summit Public Schools	Union	Nov-17
Summit	Jefferson Elementary	Summit Public Schools	Union	Nov-17
Summit	Jefferson Primary	Summit Public Schools	Union	Nov-17
Summit	Lawton C. Johnson Middle School	Summit Public Schools	Union	Nov-17
Summit	Lincoln-Hubbard School	Summit Public Schools	Union	Nov-17
Summit	Summit High School	Summit Public Schools	Union	Nov-17
Summit	Washington School	Summit Public Schools	Union	Nov-17
Summit	Wilson Primary Center	Summit Public Schools	Union	Nov-17
Westwood	Brookside Elementary School	Westwood	Bergen	Jan-17

Conclusion

2017 marked the sixth full year of the expanded New Jersey SRTS Program -- a partnership between NJDOT, the NJ SRTS Resource Center, and all eight of New Jersey's Transportation Management Associations. Throughout this program, an importance has been placed upon ensuring that Safe Routes to School is a program for everyone, and that our state's disadvantaged communities receive equal benefit from the program.

As part of the NJ Safe Routes to School Strategic Plan Update, performance measures were identified to reflect the growth and success of the program. As of December 2017, there were: 96 completed school travel plans, 138 Complete Streets Policies adopted, 37 completed SRTS Actions for Sustainable Jersey, nine completed Adopt Complete Streets actions for Sustainable Jersey and two Implement Complete Streets actions for Sustainable Jersey, and 115 SRTS Infrastructure grants awarded. As of December 2016, there were 174 student arrival and departure travel tallies collected from schools likely due to SRTS infrastructure grant applications that were due in June, which made tallies mandatory when applying, and there were 43 travel tallies collected in 2017.

Outreach between 2016 and 2017 has increased across all tracked measures. There was an 18% increase in the number of communities contacted from 2016 to 2017. The number of Low Socioeconomic Status Communities contacted also increased between 2016 and 2017 at a rate of 35%. Total outreach at all outreach levels has increased by 16% between 2016 and 2017. There has also been an increase in the number of completed School travel Plans from throughout the State. Completing school travel plans requires a significant effort on the part of the TMA and the partner communities they are working with. Though they require significant effort, high quality school travel plans are vital to the continued success of SRTS programs as they visualize for the future, help organize funding priorities, and enhance the sustainability of local programs.

Though significant progress has been made, there is still much to be done. SRTS Regional Coordinators at each TMA will continue to promote and implement SRTS programs in their service areas guided by training, oversight, and technical assistance informed by continued research from the NJ SRTS Resource Center. Using national best practice research and relying on the lessons learned through past success, the New Jersey SRTS Program will continue to grow as we seek to reach out to and partner with additional schools, local and regional governments, and other organizations to provide SRTS programs and services, ensuring that inclusion of disadvantaged communities remains a core program priority.