

# SAFE WALKING AND BIKING

## 3-5

---

# PEDESTRIAN SAFETY





# ACTIVITY

## CROSSING SAFELY: EDGE





# PARTS OF THE ROADWAY

## ROADWAY





# PARTS OF THE ROADWAY

## INTERSECTION





# PARTS OF THE ROADWAY

**STOP  
AT THE  
CURB**





# PARTS OF THE ROADWAY

SIDEWALK



CROSSWALK





# PARTS OF THE ROADWAY

## CORNER



## DRIVEWAY





# DRIVEWAYS





# PARKING LOTS





# RAIL CROSSINGS



# BLIND SPOTS – TRUCKS AND BUSES





# BUSES



# CROSS WITH THE CROSSING GUARD





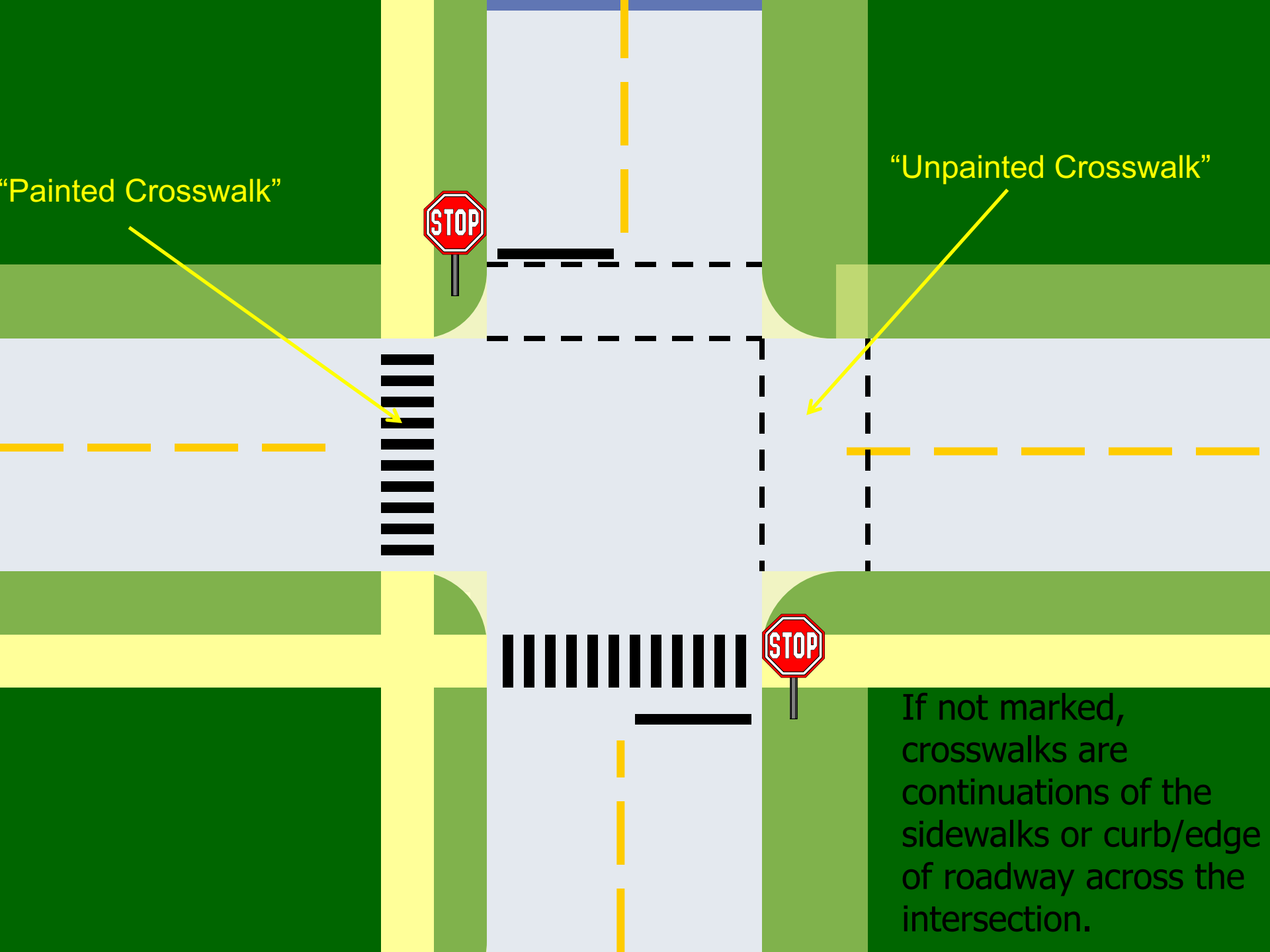
# ACTIVITY



USE YOUR  
SAFETY  
TOOLBOX

"Painted Crosswalk"

"Unpainted Crosswalk"



If not marked,  
crosswalks are  
continuations of the  
sidewalks or curb/edge  
of roadway across the  
intersection.



# NO SIDEWALK OR CROSSWALK?



# TURNING VEHICLES






# MID-BLOCK CROSSING



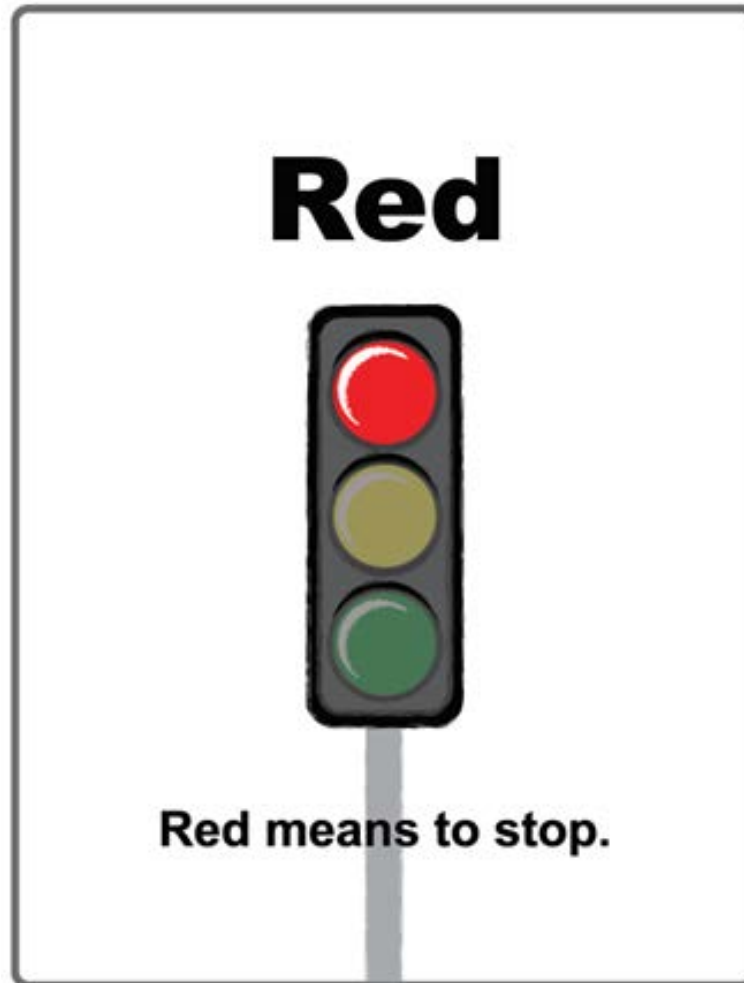
VIDEO

NYC DOT – “Cross This Way”






# SIGNALS

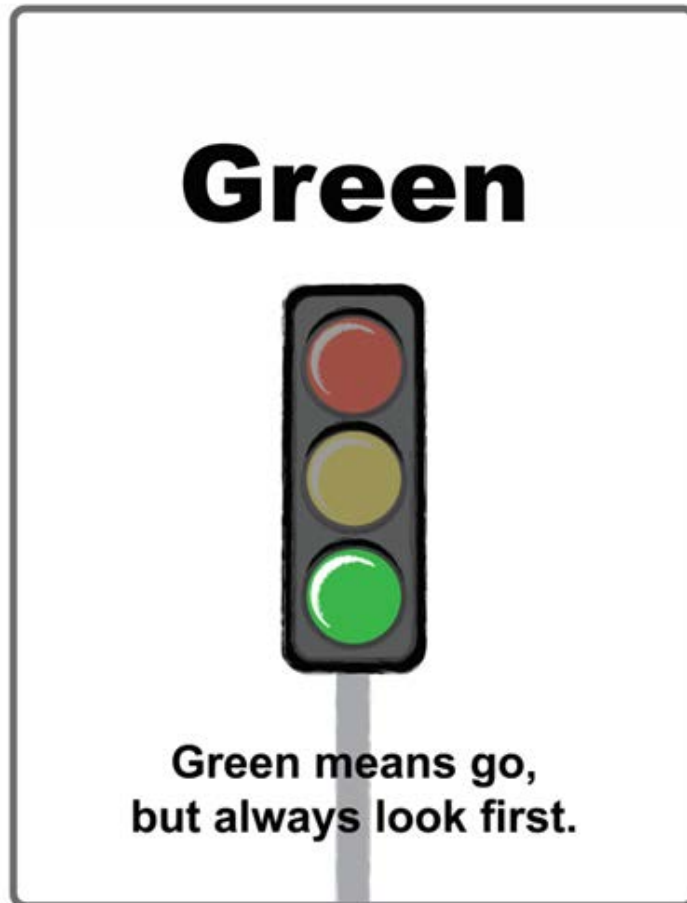


# SIGNALS





# SIGNALS



# SIGNALS

1



2





# SIGNALS

## PUSH BUTTON TO CROSS




# SIGNALS

## COUNTDOWN






# BICYCLE SAFETY



VIDEO

FHWA “BICYCLE SAFER JOURNEY”





# HELMET FIT

**A**



**B**



**C**



# BIKING: ROADWAY OR SIDEWALK?





# WHAT IS YIELDING TO PEDESTRIANS?





# BIKING: IN THE CROSSWALK





# USE HAND SIGNALS

LEFT



RIGHT



STOP



# THUMBS UP OR DOWN?





# THUMBS UP OR DOWN?




# THUMBS UP OR DOWN?





# WHAT IS THE DOOR ZONE?



# POP QUIZ!

Up to what age are students required to wear bicycle helmets in NJ?

- A) 10
- B) 14
- C) 17

C) New Jersey law (title 39:4-10.1) requires all children under the age of 17 to wear a properly fitted and fastened bicycle helmet while bicycling, roller skating, in-line skating or skateboarding.

The statute also requires that children wear helmets when riding in restraining seats or in trailers towed by a bike.



# POP QUIZ!

Which of these are bicycles required to have?

- A) Brakes, front lamp, and rear red light
- B) Rear red light, bell.
- C) Brakes, front lamp, rear red light, rear reflector, bell
- D) Brakes, rear reflector, and bell

Riding during the day,

- C) Brakes, and bell or horn

Riding at night,

- D) Brakes, front lamp, rear red light, and bell or horn

# POP QUIZ!

When riding on a street, bicyclists should -

- A) Ride on the left, in order to see cars coming.
- B) Ride on the right, in the same direction as traffic.
- C) Ride as close to the edge of the street, curb, or parked cars as possible.
- D) Ride in and out between parked cars.

**B) Ride on the right, in the same direction as traffic.**



# POP QUIZ!

Are Bicyclists allowed to ride on sidewalks?

- A) Yes
- B) No
- C) Maybe

C) Maybe – State law does not outlaw riding on the sidewalk, but some municipalities have passed ordinances that prohibit doing so.

# BIKE PARKING





VIDEO

Active Transportation Alliance

Learn the ABC QUICK CHECK!



# THANK YOU!!



When we all practice safe walking and biking, it's easy to get exercise, be safe, help the environment, and have FUN!