

SAFE WALKING AND BIKING

6-8

PEDESTRIAN SAFETY



CROSS WITH CROSSING GUARDS

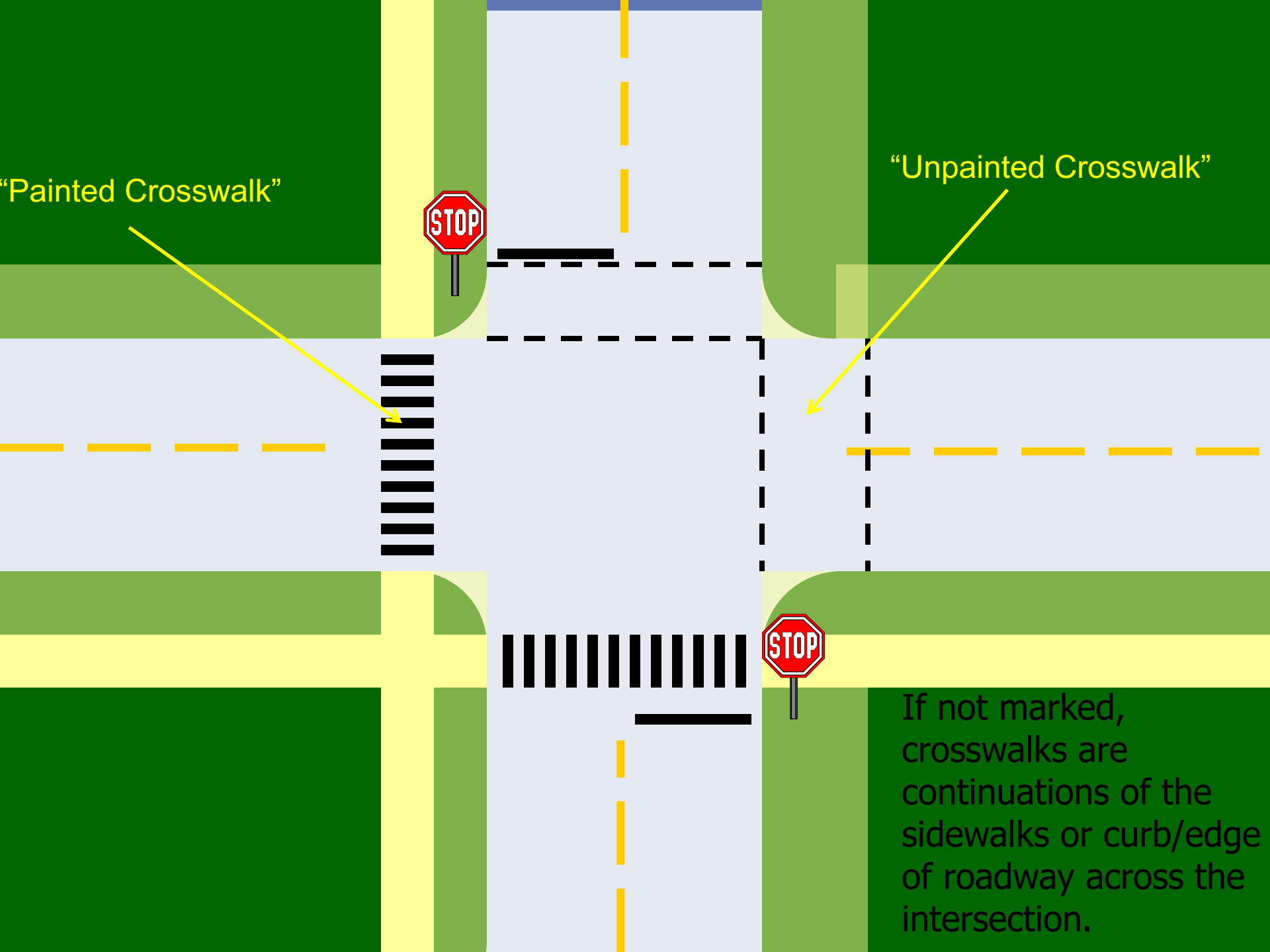


NO SIDEWALK OR CROSSWALK?



"Painted Crosswalk"

"Unpainted Crosswalk"



If not marked,
crosswalks are
continuations of the
sidewalks or curb/edge
of roadway across the
intersection.

MARKED/PAINTED CROSSWALK



Stop at the
Curb

Cross at a
Crosswalk

Obey
Pedestrian
Signals

Stay Alert

RIGHT OF WAY



1



3



TURNING VEHICLES



DRIVEWAYS



PARKING LOTS



RAIL CROSSINGS



SIGNALS

Red



Red means to stop.

Yellow



Yellow means be careful,
signal is changing.

Green



Green means go,
but always look first.

SIGNALS

1



2



SIGNALS

PUSH BUTTON TO CROSS



SIGNALS

COUNTDOWN



WE HAVE THE “WALK” SIGNAL, NOW WHAT?



AT
TRAFFIC
LIGHTS

Wait for
WALK sign

Make sure
ALL cars
are stopped

DON'T
RUN


THUMBS UP OR DOWN?



MID-BLOCK CROSSING




BICYCLE SAFETY



VIDEO

FHWA “BICYCLE SAFER JOURNEY”



HELMET FIT

A



B



C



BIKING: ROADWAY OR SIDEWALK?



WHAT IS YIELDING TO PEDESTRIANS?



USE HAND SIGNALS

LEFT



RIGHT



STOP



THUMBS UP OR DOWN?



THUMBS UP OR DOWN?



THUMBS UP OR DOWN?



WHAT IS THE DOOR ZONE?



BLIND SPOTS – TRUCKS AND BUSES



BUSES



POP QUIZ!

Up to what age are students required to wear bicycle helmets in NJ?

- A) 10
- B) 14
- C) 17

C) New Jersey law (title 39:4-10.1) requires all children under the age of 17 to wear a properly fitted and fastened bicycle helmet while bicycling, roller skating, in-line skating or skateboarding.

The statute also requires that children wear helmets when riding in restraining seats or in trailers towed by a bike.

POP QUIZ!

Which of these are bicycles required to have?

- A) Brakes, front lamp, and rear red light
- B) Rear red light, bell or horn
- C) Brakes, and bell or horn
- D) Brakes, front lamp, rear red light, bell or horn

Riding during the day,

- C) Brakes, and bell or horn

Riding at night,

- D) Brakes, front lamp, rear red light, and bell or horn

POP QUIZ!

When riding on a street, bicyclists should -

- A) Ride on the left, in order to see cars coming.
- B) Ride on the right, in the same direction as traffic.
- C) Ride as close to the edge of the street, curb, or parked cars as possible.
- D) Ride in and out between parked cars.

B) Ride on the right, in the same direction as traffic.

POP QUIZ!

Are Bicyclists allowed to ride on sidewalks?

- A) Yes
- B) No
- C) Maybe

C) Maybe – State law does not outlaw riding on the sidewalk, but some municipalities have passed ordinances that prohibit doing so.

BIKE PARKING



TRANSIT OPTIONS



VIDEO

Active Transportation Alliance

Learn the ABC QUICK CHECK!



ACTIVITY

TRAFFIC HAIKU















ACTIVITY

TRAFFIC SAFETY GAME SHOW

WALK THIS
WAY

SAFE
CYCLING

RULES OF
THE ROAD

10 points 	10 points 	10 points 
20 points 	20 points 	20 points 
30 points 	30 points 	30 points 
40 points 	40 points 	40 points 

THANK YOU!!



When we all practice safe walking and biking, it's easy to get exercise, be safe, help the environment, and have FUN!