


# BICYCLE SAFETY

## KINDERGARTEN-GRADE 2

---

# 4 KEY RULES!



Wear a  
helmet



Ride with  
an adult



Ride in a  
straight line



Use hand  
signals

# 1. WEAR A HELMET





# HELMET FIT

**A**



**B**



**C**



## 2. RIDE WITH AN ADULT





### 3. RIDE IN A STRAIGHT LINE






## 4. USE HAND SIGNALS

LEFT



RIGHT




STOP





# TRAFFIC SIGNS AND SIGNALS





# WALK YOUR BIKE





# CHECK YOUR BIKE





# THANK YOU!



When we all practice safe biking, it is easy to be safe, get exercise, and have FUN!