



Encouraging Safe Walking and Bicycling to and from School Throughout New Jersey

2019 and 2020 Summary of Technical Assistance
supported by the New Jersey Safe Routes to
School Program

Prepared by:
New Jersey Safe Routes to School Resource Center
Alan M. Voorhees Transportation Center
Prepared for:
State of New Jersey Department of Transportation

Table of Contents

Table of Contents	02
Introduction	03
Section 1: Outreach Progress Reports	04
Statewide Outreach	08
Cross County Connection TMA	13
EZ Ride	22
goHunterdon	31
Greater Mercer TMA	37
Hudson TMA	45
Keep Middlesex Moving TMA	53
Ridewise TMA	61
TransOptions TMA	69
Section 2: Training	78
Section 3: Performance Measures	81
Section 3: Conclusion	106

Introduction

The NJ Safe Routes Resource Center (NJSRTS RC) is a partnership between the New Jersey Department of Transportation (NJDOT) and the Alan M. Voorhees Transportation Center (VTC) which is housed within the Edward J Bloustein School of Planning and Public Policy at Rutgers, The State University of New Jersey. This partnership was established to provide services, training, coordination, and technical assistance directly to regional planning associations, organizations, and local and regional governments. In 2011, the capacity of the NJSRTS RC was expanded to form a partnership between NJDOT, the NJSRTS RC, and all eight of New Jersey's Transportation Management Associations (TMAs). NJDOT provides program administration and guidance through each of the TMA's SRTS Regional Coordinators as well as provides federal funding through the Local Aid Grant program.

Working with the NJSRTS RC, SRTS Regional Coordinators from all eight TMAs are mobilized to proactively reach out to and partner with schools, local and regional governments and other organizations from all 21 counties throughout New Jersey to provide a variety of SRTS non-infrastructure services such as programs and education and implement these events and programs to encourage students to walk and bike to school. The NJSRTS RC provides support by offering services, training, oversight, and technical assistance to all eight of NJ's TMAs.

The NJ Safe Routes to School Resource Center focuses on:

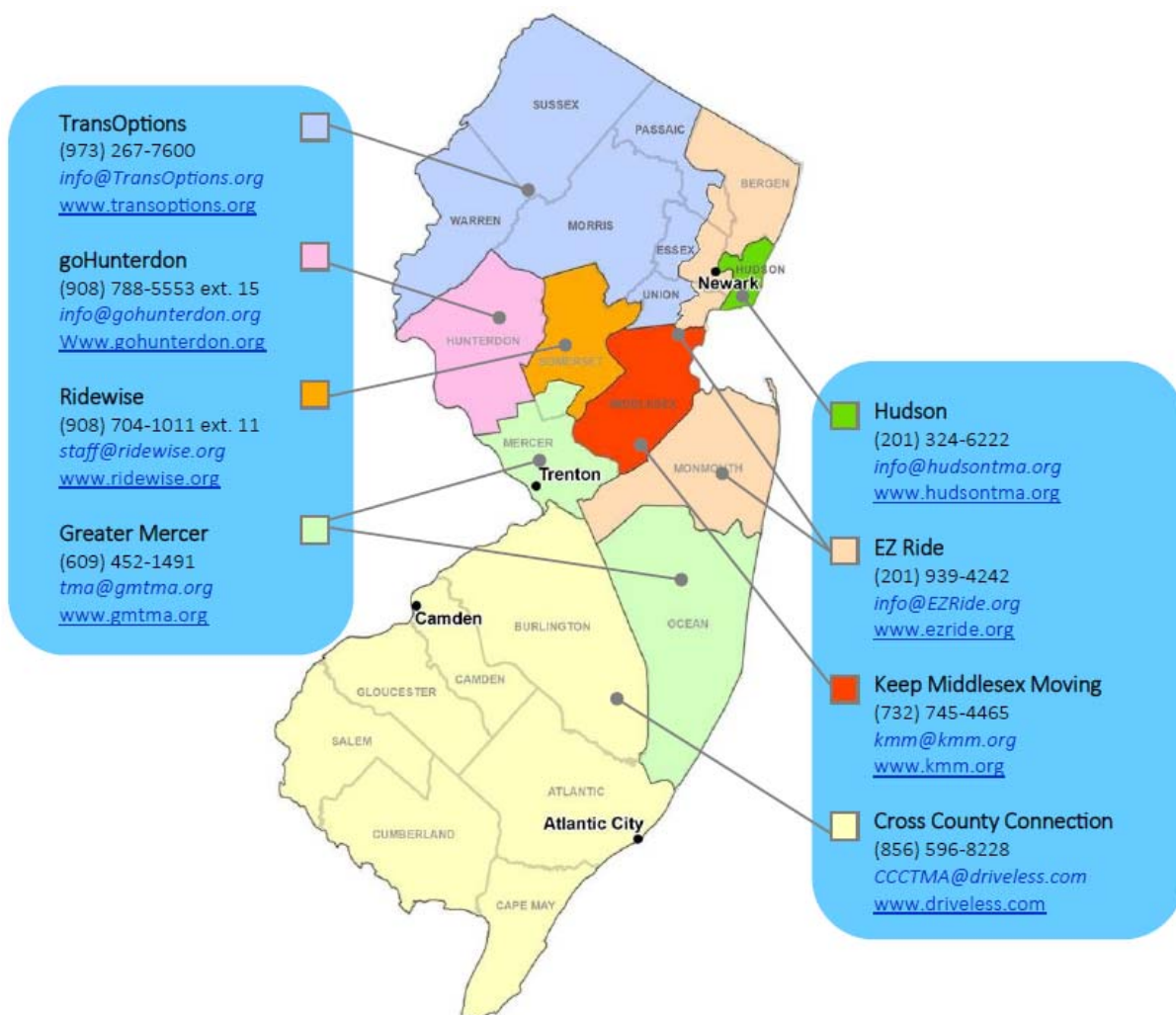
- Enhancing the capacity of Transportation Management Association (TMA) staff by providing training, guidance, support, discussion opportunities, and information sharing regarding the technical aspects of Safe Routes to School;
- Encouraging increased participation in education, encouragement and enforcement activities throughout the state of New Jersey;
- Facilitating policy-level discussions to increase linkages between active transportation and public health; and
- Providing technical assistance directly to New Jersey communities and schools.

2020 marked the ninth year of the enhanced non-infrastructure program managed through the NJSRTS RC, and the program continues to develop and expand. Working with the NJSRTS RC, the SRTS Regional Coordinators have significantly increased outreach levels across the state since launch of the program in 2011, and they continue to make strides in project and program implementation as reflected in this update report.

1. Outreach Progress Reports

Outreach Progress Reports and maps were prepared both at the statewide level as well as for each TMA based upon information reported in the monthly Record of Contact through December 2019 and 2020. The reports detail how many and which communities the TMAs have contacted regarding SRTS programs as well as disadvantaged communities reached. Outreach reports have been generated for:

- Cross County Connection
- EZ Ride
- goHunterdon
- Greater Mercer TMA
- Hudson TMA
- Keep Middlesex Moving
- RideWise
- TransOptions



Overall Statewide Outreach for 2019-2020

Outreach from the TMAs across New Jersey for 2019 (from January through December 2019) consisted of the following:

- TMAs made contact with 167 communities or 30% of the total communities in NJ of 565.
- The total number of disadvantaged communities contacted is 32 out of 100 disadvantaged communities in New Jersey.
- The total number of school districts contacted is 21.
- The total number of schools contacted is 296.
- The total number of municipal contacts is 63.
- The total number of contacts with other organizations is 52.
- Total outreach of all types is 432.

Although the TMAs worked with existing and new partnerships through these two years, the ongoing COVID19 pandemic has influenced outreach and event participation. Outreach from the TMAs across New Jersey for 2020 (from January through December 2020) consisted of the following:

- TMAs made contact with 186 communities or 33% of the total communities in NJ of 565.
- The total number of disadvantaged communities contacted is 40 out of 100 disadvantaged communities in New Jersey.
- The total number of school districts contacted is 26.
- The total number of schools contacted is 216.
- The total number of municipal contacts is 96.
- The total number of contacts with other organizations is 90.
- Total outreach of all types is 428.

Disadvantaged Community Maps

Seven of the eight TMAs serve areas which include designated disadvantaged communities. These communities were identified as important outreach targets to encourage SRTS participation. Regional Coordinators have been instructed to provide enhanced outreach efforts to disadvantaged communities in their service areas. The statewide maps show the disadvantaged communities reached and whether outreach levels were initial contacts or program implementation. The disadvantaged community maps indicate both disadvantaged communities contacted and not contacted by each TMA within each of their service areas in 2019 and 2020.

Outreach and engagement with disadvantaged communities is prioritized in the SRTS program. The NJ SRTS RC uses the New Jersey Department of Education's (NJ DOE) District Factor Group (DFG) designation based on a community's approximate socioeconomic status. The DFG designations used in this report are from the 2000 decennial census, which is the most recent date they were updated. The following six variables which are closely related to socioeconomic status are used to calculate the DFGs:

1. Percent of adults with no high school diploma
2. Percent of adults with some college education
3. Occupational status
4. Unemployment rate
5. Percent of individuals in poverty
6. Median family income

Using these six variables, each municipality is given a score. This score may be weighted if some communities receive a significant share of students from other communities. Districts with similar scores are grouped into a DFG class. The eight DFG classes are A, B, CD, DE, FG, I, and J. Municipalities ranked A or B (the lowest DFG scores) are considered “Low Socioeconomic Communities” or “Disadvantaged Communities” for the purpose of the SRTS program.

Outreach Observations for each TMA

The outreach section of each TMA’s report is a summary for 2019 and 2020 of:

- The total number and percentage of communities the TMA has reached during each year;
- The total number of contacts at the district, school, municipality, organization, other and total contacts at all levels each year;
- The total number of disadvantaged or low-socioeconomic status communities contacted in the service area, as well as the number and names of the disadvantaged or low-socioeconomic communities not contacted each year.

Table of Contacted Municipalities

The report shows a table listing the name of each municipality contacted by county and the type of entity contacted for 2019 and 2020. Outreach has taken place at various levels in each community—school, school district, municipality, or other community organization. Disadvantaged communities are indicated with an asterisk.

Outreach Levels from January through December of 2019 and 2020 for each TMA

The report displays a pie chart showing the assessed outreach at all levels (school, district, municipality and other organizations) for the months from January through December of 2019 and 2020 which are detailed in the monthly Record of Contacts. Outreach is categorized into six classes: (1) Contact Made, (2) Preliminary Conversations, (3) Setting up a Program, (4) In the Process of Program Implementation, (5) Ongoing Programming and (6) Institutionalized Programming. Levels were self-reported by TMAs. Criteria for the level of outreach are detailed below:

(1) Contact made

- Contact key players (dialogue, email exchange, conference call)
- Discuss what SRTS is and what TMAs can do to help

(2) Preliminary conversations

- Present to larger groups about SRTS
- Discuss getting a Resolution of Support, setting up events, conducting surveys and tallies, School Travel Plans, etc.

(3) Setting up a program

- Establish a SRTS program by completing an enrollment form or memorandum of understanding, discussing dates for the event(s) and getting a Resolution of Support from local municipal government and local Board of Education (or equivalent body).

(4) In the process of program implementation

- Start annual traditions and build SRTS awareness
- Identify a SRTS champion
- Hold at least one SRTS program or event such as
 - Walk to school day
 - Bike clinic
 - School assembly

(5) Ongoing programming

- Get Sustainable Jersey, Sustainable Jersey for Schools and/or SRTS Recognition Program (Bronze, Silver, Gold) certified
- 4 SRTS events planned
- Create a School Travel Plan
- Conduct SRTS student travel mode tally
- Hold a multi-week program such as
 - Walking School Bus
 - Golden Sneaker program
 - Walking Wednesdays
 - Multi-day bike/pedestrian education

(6) Institutionalized programming

- SRTS program is part of the school identity and SRTS events implement with little to no involvement from the TMA.
- Support from PTA, PTO, or Green Team and frequent and regularly scheduled programs (more than 4 on weekly, monthly, and annual basis).

Pedestrian and Bicycle Events from January-December of 2019 and 2020

The number of pedestrian and bicycle events taking place in the service area was tabulated in a table. Events include walking school bus, bike train, Walk to School Day, Bike to School Day, bike rodeo, and mileage clubs.

Education Events from January-December of 2019 and 2020

The number of educational events was presented in a table. Examples include bike safety lessons, pedestrian safety lessons, and other related school assemblies.

Policy and Planning Activities from January-December of 2019 and 2020

Encouraging bicycling and walking to school through policy and planning activities were also tabulated. Examples include walkability and bikeability assessments, School Travel Plans, supportive walk/bike policies, and resolutions of support. Complete Street policies are only noted when TMA staff is involved in the process of passing a resolution.

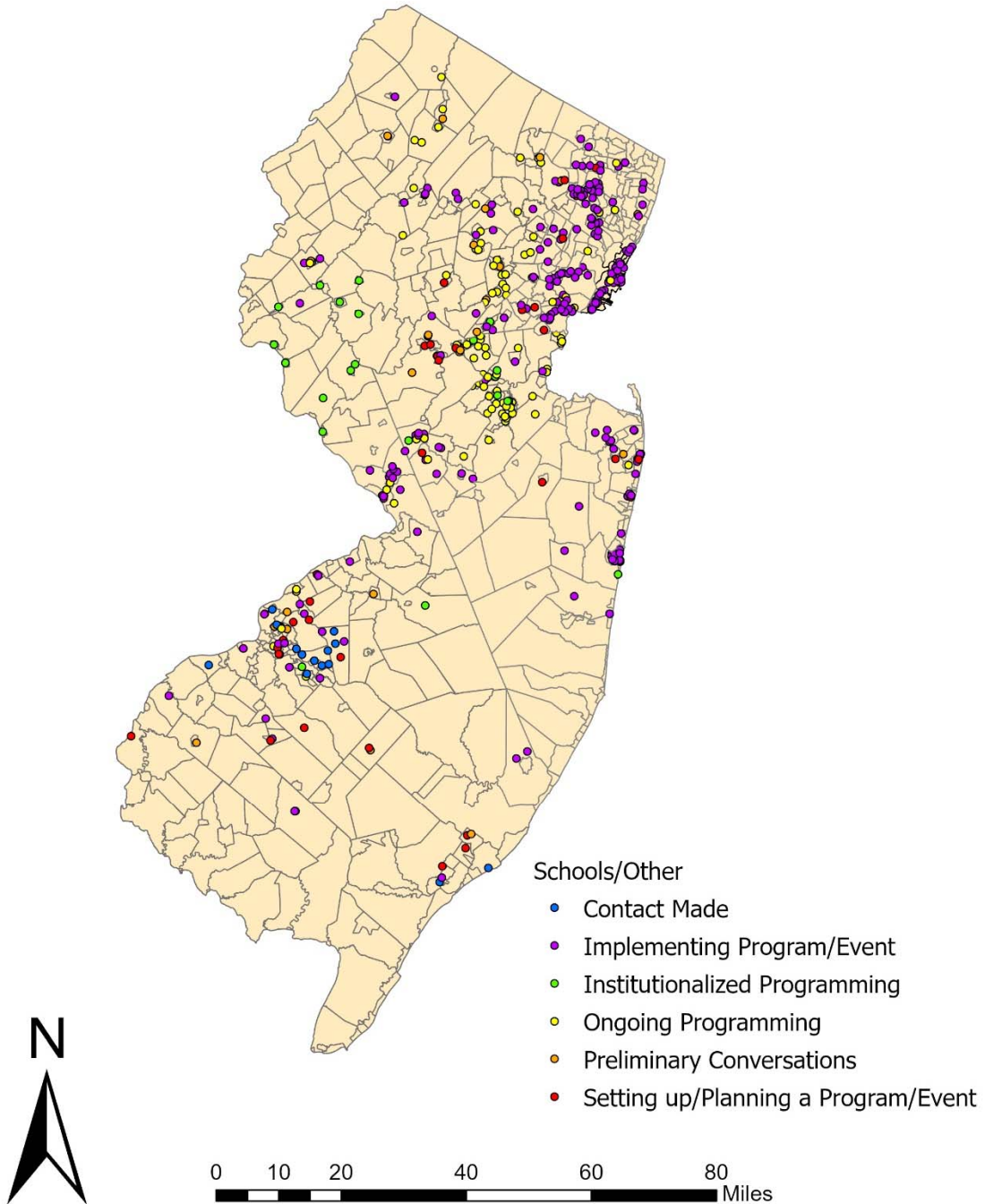
Other Events from January-December of 2019 and 2020

The number of other events was presented in a table. Examples include crossing guard appreciation, community presentations and other events not listed on the Record of Contact.

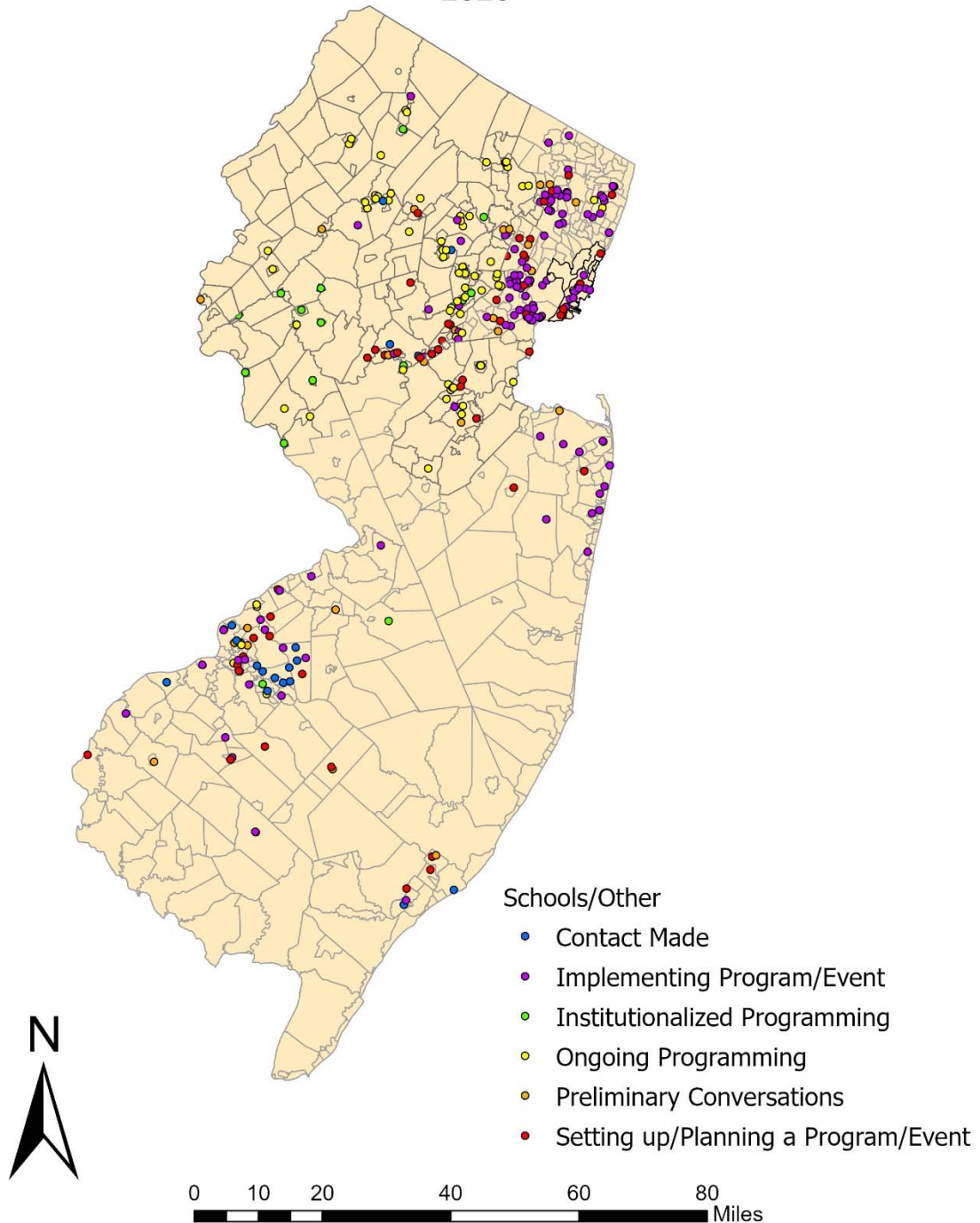
Outreach Level Maps for each TMA

Outreach level information for 2019 and 2020 is represented on a map of each TMA's service area. This map shows the six outreach levels both for schools and municipalities. For TMAs that have disadvantaged communities, maps indicate disadvantaged communities contacted and the level of contact for 2019 and 2020.

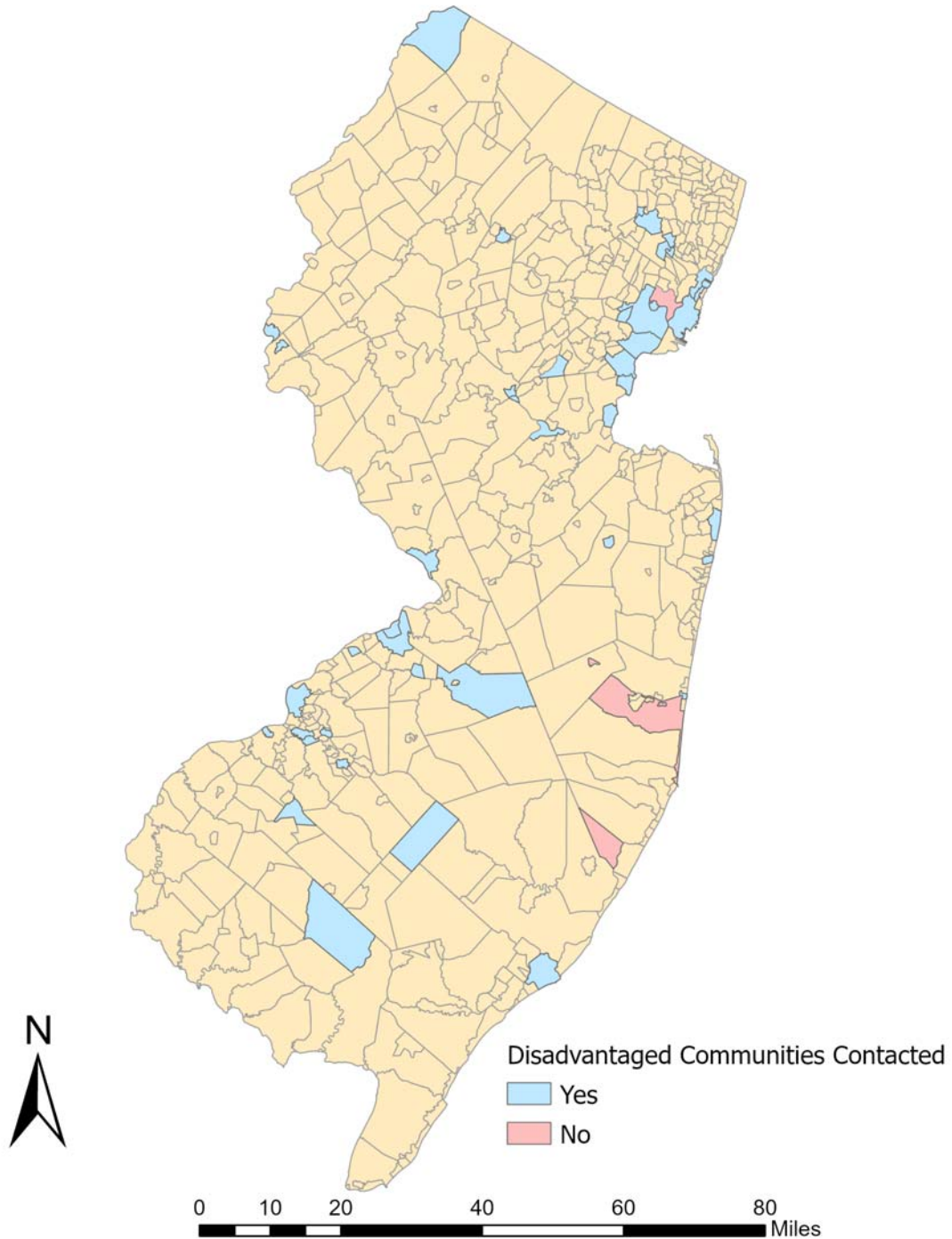
Statewide Level of Outreach 2019



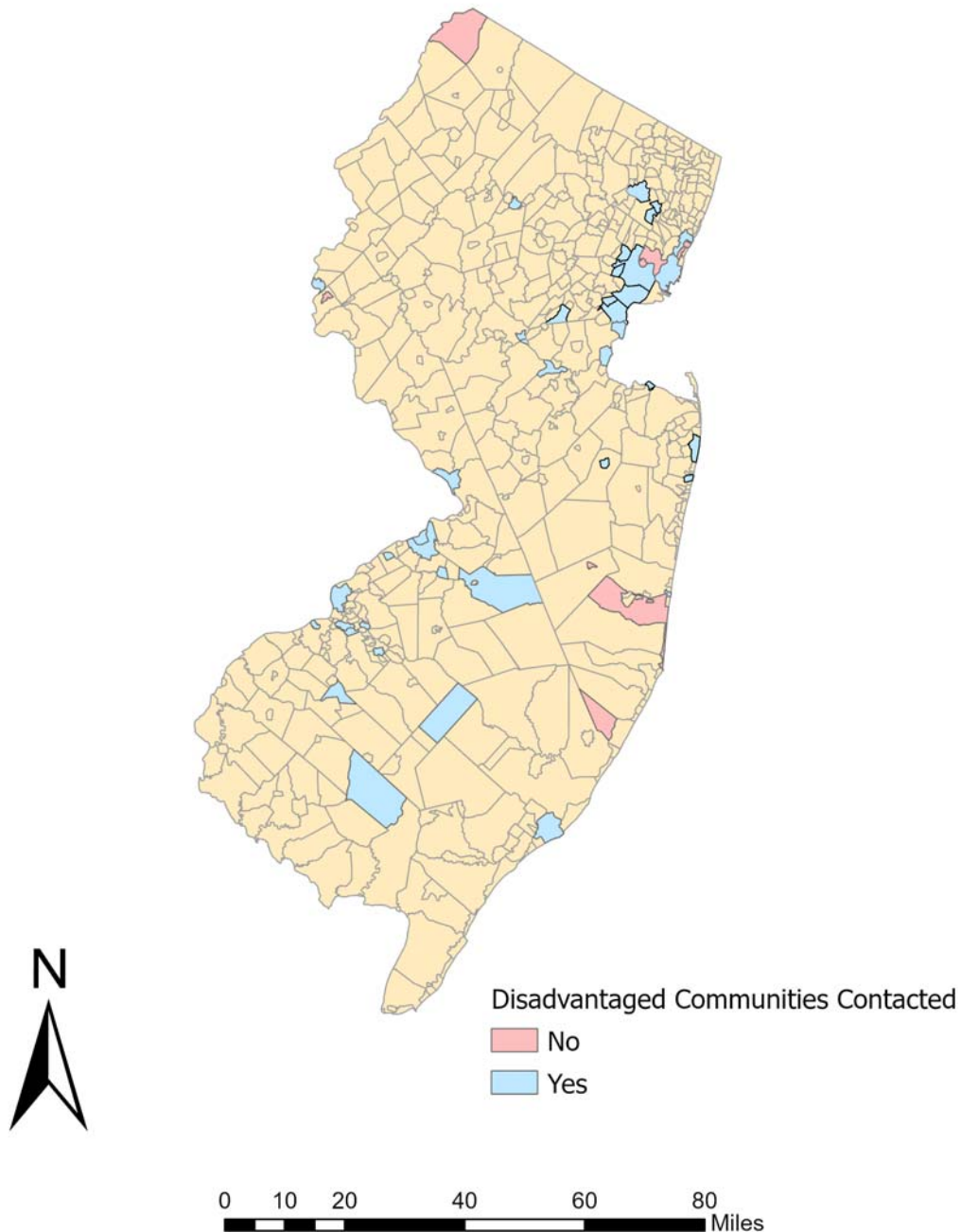
Statewide Level of Outreach 2020



Statewide Disadvantaged Communities Outreach 2019



Statewide Disadvantaged Communities Outreach 2020



Cross County Connection

Observations

- Total number of communities contacted: 16 (2019), 43 (2020).
- Contacts at the District Level: 2 (2019), 2 (2020).
- Contact at the School Level: 32 (2019), 40 (2020).
- Contacts at the Municipal Level: 3 (2019), 27 (2020).
- “Other” Contacts: 0 (2019), 1 (2020).
- Total Contacts (all levels): 37 (2019), 70 (2020).
- Low Socioeconomic Status Communities contacted: 5 (2019), 14 (2020)
- Low Socioeconomic Status Communities not contacted:

2019: Atlantic City, Beverly, Bridgeton, Brooklawn, Burlington, Chesilhurst Borough, Clementon, Commercial Township, Deerfield Township, Egg Harbor City, Elk Township, Fairfield Township, Glassboro, Gloucester City, Hammonton, Lawnside, Lawrence Township, Lindenwold, Lower Township, Maurice River Township, Middle Township, Millville, Mount Holly Township, Mullica Township, National Park, New Hanover Township, North Wildwood, Paulsboro, Pemberton Township, Penns Grove, Pine Hill, Quinton, Runnemede, Salem, Sea Isle City, Shiloh, Upper Deerfield Township, Ventnor City, Vineland, Washington Township, Westville, Weymouth Township, Wildwood Crest, Wildwood, Woodbury.

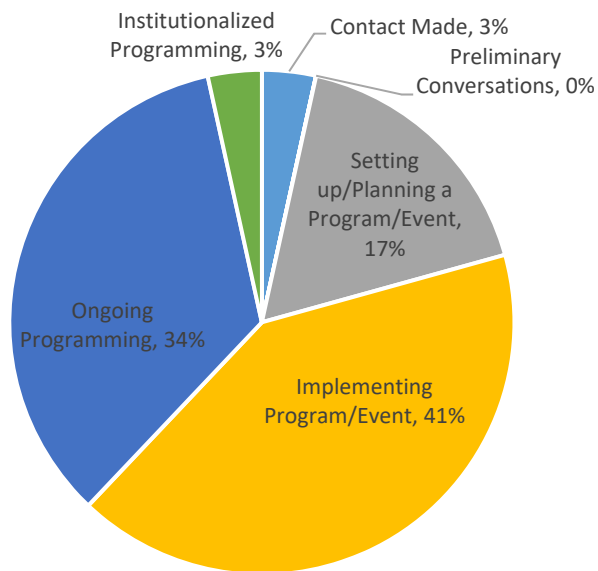
2020 : Beverly, Bridgeton, Brooklawn, Chesilhurst Borough, Commercial Township, Deerfield Township, Egg Harbor City, Elk Township, Fairfield Township, Gloucester City, Lawrence Township, Lindenwold, Lower Township, Maurice River Township, Middle Township, Millville, Mullica Township, New Hanover Township, North Wildwood, Paulsboro, Penns Grove, Pine Hill, Pleasantville, Quinton, Salem, Sea Isle City, Shiloh, Upper Deerfield Township, Ventnor City, Washington Township, Westville, Weymouth Township, Wildwood Crest, Wildwood, Woodbine, Woodbury.

Table of Contacted Municipalities (*=Low Socioeconomic Status Community)

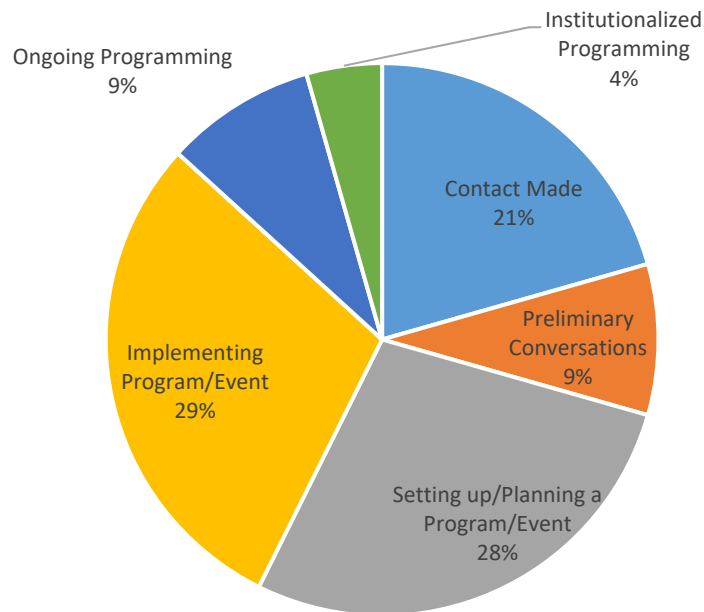
County	*	Municipality	2019	2020
Atlantic		Absecon City		2020
Atlantic	*	Atlantic City		2020
Atlantic		Egg Harbor Twp.		2020
Atlantic		Estell Manor City	2019	
Atlantic	*	Hammonton Town		2020
Atlantic		Linwood City		2020
Atlantic		Pleasantville City	2019	
Atlantic		Somers Point City	2019	2020

Burlington	*	Burlington City	2020
Burlington		Burlington Twp.	2020
Burlington		Chesterfield Twp.	2019 2020
Burlington		Evesham Twp.	2019 2020
Burlington		Maple Shade Twp.	2019 2020
Burlington		Moorestown Twp.	2020
Burlington	*	Mount Holly Twp.	2020
Burlington		Palmyra Boro	2019 2020
Burlington		Pemberton Boro	2020
Burlington	*	Pemberton Twp.	2020
Burlington	*	Riverside Twp.	2019 2020
Burlington		Willingboro Twp.	2020
Camden	*	Bellmawr Boro	2019 2020
Camden		Berlin Boro	2020
Camden		Berlin Twp.	2019 2020
Camden	*	Camden City	2019 2020
Camden		Cherry Hill Twp.	2020
Camden	*	Clementon Boro	2020
Camden		Collingswood Boro	2019 2020
Camden		Gibbsboro Boro	2020
Camden		Gloucester Twp.	2020
Camden		Haddon Heights Boro	2019 2020
Camden		Haddon Twp.	2020
Camden		Laurel Springs Boro	2020
Camden	*	Lawnside Boro	2020
Camden		Merchantville Boro	2020
Camden	*	Runnemede Boro	2020
Camden		Voorhees Twp.	2020
Cape May		West Cape May Boro	2019
Cape May		Woodbine Boro	2019
Cumberland	*	Vineland City	2020
Gloucester		Clayton Boro	2020
Gloucester	*	Glassboro Boro	2020
Gloucester		Greenwich Twp.	2020
Gloucester		Monroe Twp.	2020
Gloucester	*	National Park Boro	2020
Salem		Oldmans Twp.	2020
Salem		Pennsville Twp.	2019 2020
Salem		Woodstown Boro	2020

Cross County Connection TMA Outreach Levels 2019



Cross County Connection TMA Outreach Levels 2020



Cross County Connection Pedestrian and Bicycle Events

Type of Event	# of Events	2019	# of Events	2020
		# of Participants		# of Participants
Walking School Bus	1	100	0	0
Bike Train	0	0	0	0
Walk to School Day	7	1760	0	0
Bike to School Day	2	1550	0	0
Bike Rodeo/Bike Clinic	2	130	2	50
Mileage Club or Contest	0	0	2	127
Other ped/bike event	3	525	1	25

Cross County Connection Educational Events

Type of Event	# of Events	2019	# of participants	# of events	2020	# of Participants
		# of events with on street/on foot component			# of events with on street/on foot component	
Bike Safety Lesson	2	0	650	0	0	0
Pedestrian Safety Lesson	10	8	1907	1	0	46
Community Presentation	0	N/A	0	0	N/A	0
Crossing Guard Appreciation	0	N/A	N/A	0	N/A	0
Other Educational Event	1	N/A	350	0	N/A	0

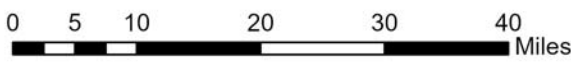
Cross County Connection Planning and Policy Activities

Type of Project	2019		2020	
	# of Projects	# of Participants	# of Events	# of Participants
Walkability Assessment	1	10	0	0
Bikeability Assessment	0	0	0	0
School Travel Plan	0	N/A	1	N/A
Supportive Walk/Bike to School Policy	0	N/A	0	N/A
Complete Streets Resolution	0	N/A	0	N/A
Assistance with Infrastructure Funding Application	0	N/A	1	N/A
Safe Routes to School Recognition Program	2	N/A	14	N/A
Other Planning or Policy Activity	1	N/A	0	0

Cross County Connection 2019 Outreach Level

Schools

- Contact Made
- Implementing Program/Event
- Institutionalized Programming
- Ongoing Programming
- Preliminary Conversations
- Setting up/Planning a Program/Event



Cross County Connection
2020 Outreach Level

Schools

- Contact Made
- Implementing Program/Event
- Institutionalized Programming
- Ongoing Programming
- Preliminary Conversations
- Setting up/Planning a Program/Event

0 5 10 20 30 40 Miles



Cross County Connection TMA
Disadvantaged Communities Outreach 2019

Disadvantaged Communities Contacted

No

Yes

0 5 10 20 30 40 Miles

N

Cross County Connection TMA
Disadvantaged Communities Outreach 2020

Disadvantaged Communities Contacted

- No
- Yes

0 5 10 20 30 40 Miles

N

EZ Ride

Observations

- Total number of communities contacted: 50 (2019), 53 (2020).
- Contacts at the District Level: 2 (2019), 3 (2020).
- Contacts at the School Level: 105 (2019), 75 (2020).
- Contacts at the Municipal Level: 19 (2019), 25 (2020).
- Contacts at any other Level: 16 (2019), 13 (2020).
- Total Contacts (all levels): 142 (2019), 116 (2020).
- Low Socioeconomic Status Communities contacted: 13 (2019), 15 (2020).
- Low Socioeconomic Status Communities not contacted:

2019: Cliffside Park Borough, East Orange, Fairview Borough, Keansburg Borough, Lodi, Moonachie, Orange, Prospect Park, Roselle, Winfield.

2020: Cliffside Park Borough, Fairview Borough, Haledon, Lodi, Moonachie, Orange, Prospect Park, Wallington

Table of Contacted Municipalities

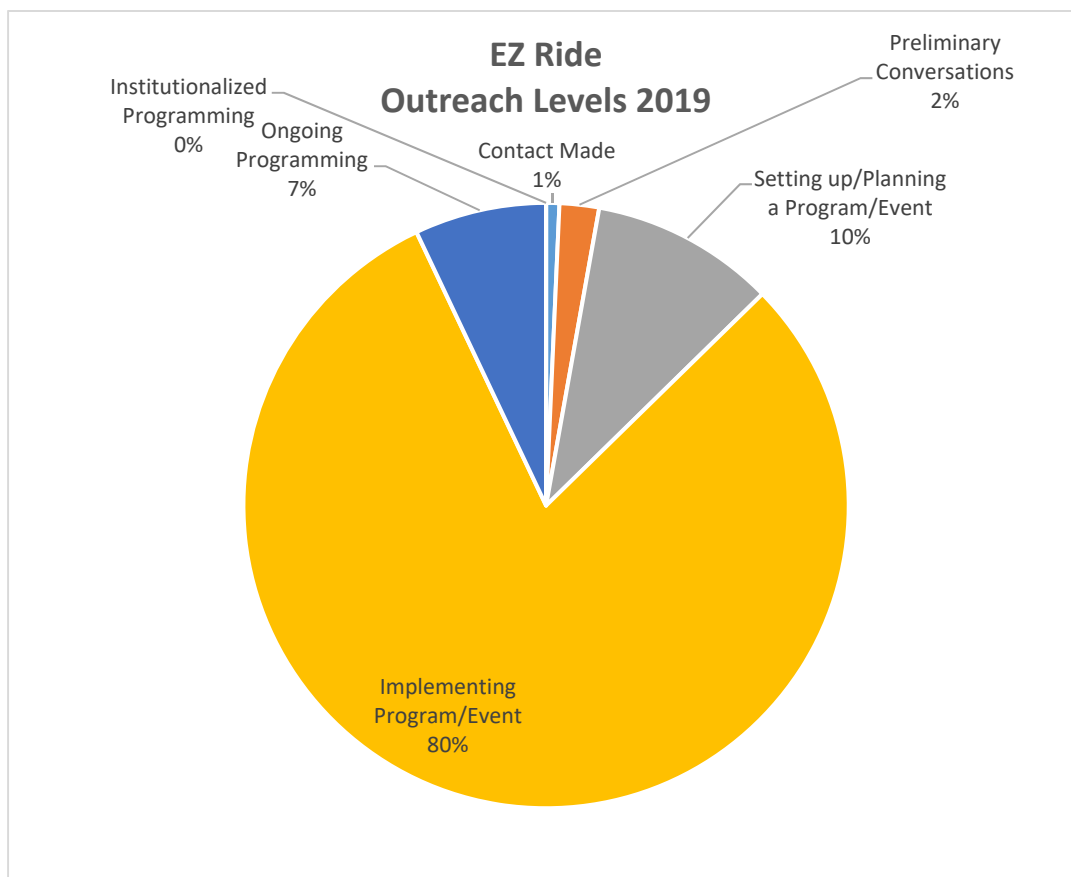
(* = Low Socioeconomic Status Community)

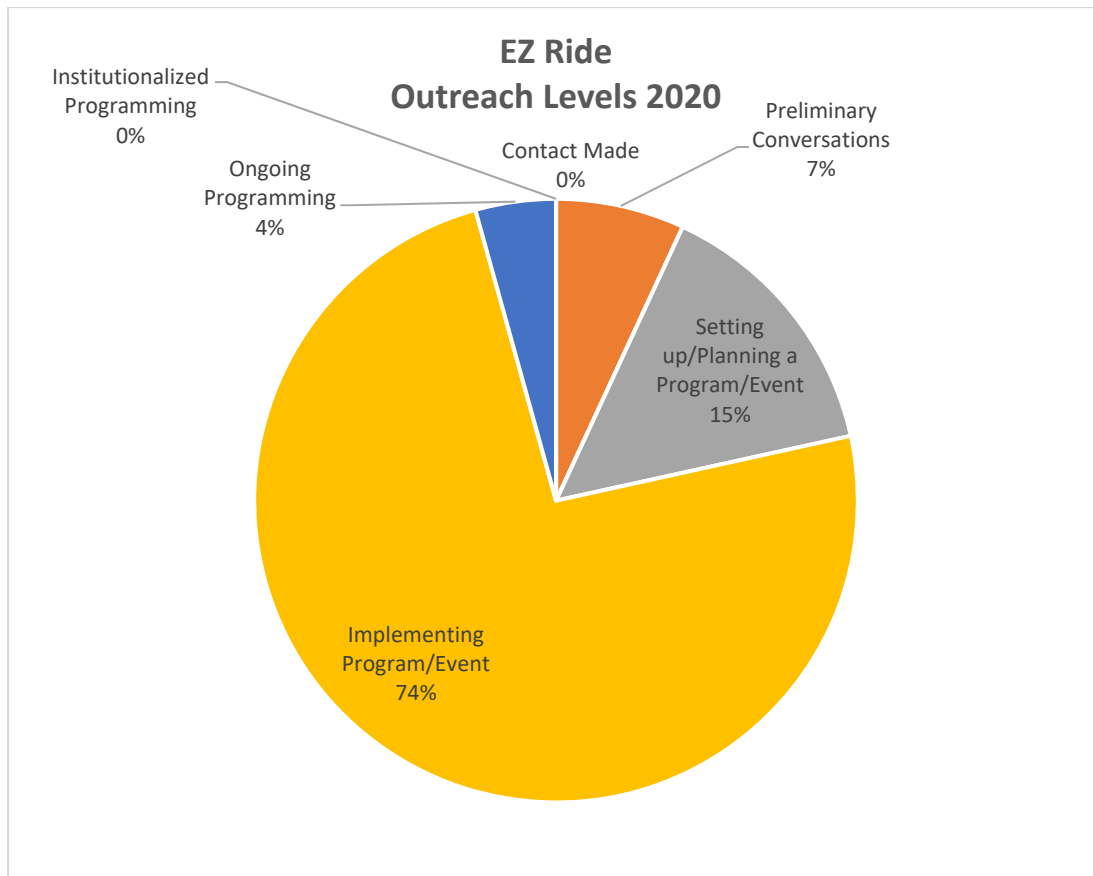
County	*	Municipality	2019	2020
Bergen		Allendale Boro	2019	
Bergen		Bergenfield Boro		2020
Bergen		Bogota Boro		2020
Bergen		Cresskill Boro	2019	2020
Bergen		Elmwood Park Boro	2019	
Bergen		Englewood City	2019	
Bergen		Fair Lawn Boro	2019	2020
Bergen		Fort Lee Boro		2020
Bergen	*	Garfield City	2019	2020
Bergen		Hackensack City	2019	2020
Bergen		Leonora Boro	2019	
Bergen		Lyndhurst Twp.		2020
Bergen		Maywood Boro	2019	
Bergen		New Milford Boro		2020
Bergen		North Arlington Boro	2019	
Bergen		Ramsey Boro	2019	2020
Bergen		Ridgewood Village	2019	2020
Bergen		Rochelle Park Twp.		2020
Bergen		Rutherford Boro	2019	

Bergen	Teaneck Twp.		2020
Bergen	Tenafly Boro	2019	2020
Bergen	Upper Saddle River Boro		2020
Bergen	* Wallington Boro	2019	
Bergen	Washington Twp.	2019	
Bergen	Westwood Boro	2019	
Bergen	Wyckoff Twp.	2019	
Essex	Bloomfield Twp.	2019	2020
Essex	Caldwell Boro Twp.	2019	2020
Essex	City Of Orange Twp.		2020
Essex	* East Orange City		2020
Essex	Essex Fells Twp.		2020
Essex	* Irvington Twp.	2019	2020
Essex	Maplewood Twp.	2019	2020
Essex	Millburn Twp.	2019	
Essex	Montclair Twp.	2019	2020
Essex	* Newark City	2019	2020
Essex	South Orange Village Twp.		2020
Essex	Verona Twp.	2019	
Essex	West Orange Twp.	2019	2020
Monmouth	* Asbury Park City	2019	2020
Monmouth	Eatontown Boro	2019	2020
Monmouth	Farmingdale Boro	2019	2020
Monmouth	* Freehold Boro	2019	2020
Monmouth	Holmdel Twp.		2020
Monmouth	* Keansburg Boro		2020
Monmouth	* Long Branch City	2019	2020
Monmouth	Manasquan Boro		2020
Monmouth	Middletown Twp.	2019	2020
Monmouth	Neptune Twp.		2020
Monmouth	Ocean Twp.		2020
Monmouth	Oceanport Boro	2019	
Monmouth	Red Bank Boro	2019	2020
Monmouth	Rumson Boro	2019	2020
Monmouth	Sea Girt Boro	2019	
Monmouth	Shrewsbury Boro	2019	
Monmouth	West Long Branch Boro	2019	
Passaic	* Haledon Boro	2019	
Passaic	Hawthorne Boro		2020
Passaic	North Haledon Boro		2020
Passaic	* Passaic City	2019	2020
Passaic	* Paterson City	2019	2020
Union	Clark Twp.		2020

Union	Cranford Twp.	2019	
Union	* Elizabeth	2019	2020
Union	Garwood Boro	2019	2020
Union	Hillside		2020
Union	* Linden City	2019	2020
Union	Plainfield City	2019	2020
Union	Rahway City	2019	
Union	* Roselle Boro		2020
Union	Union Twp.	2019	2020
Union	Westfield Town	2019	2020
Union	* Winfield Twp.		2020

EZ Ride TMA Outreach Levels:





EZ Ride TMA Pedestrian and Bicycle Events

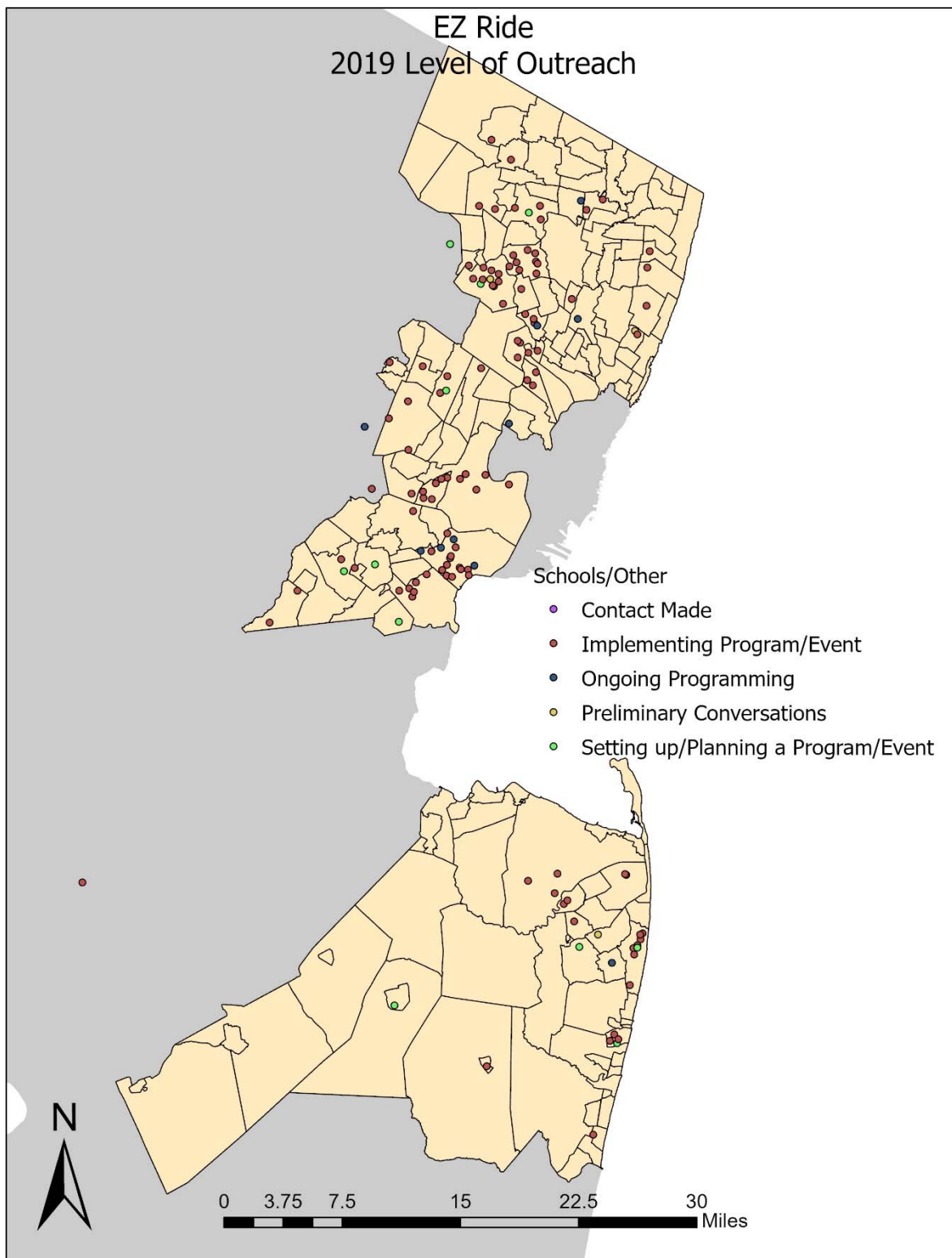
Type of Event	2019		# of Events	2020
	# of Events	# of Participants		# of Participants
Walking School Bus	0	0	0	0
Bike Train	0	0	0	0
Walk to School Day	31	5643	4	200
Bike to School Day	2	159	1	75
Bike Rodeo/Bike Clinic	12	291	1	10
Mileage Club or Contest	10	727	17	613
Other ped/bike event	6	913	1	10

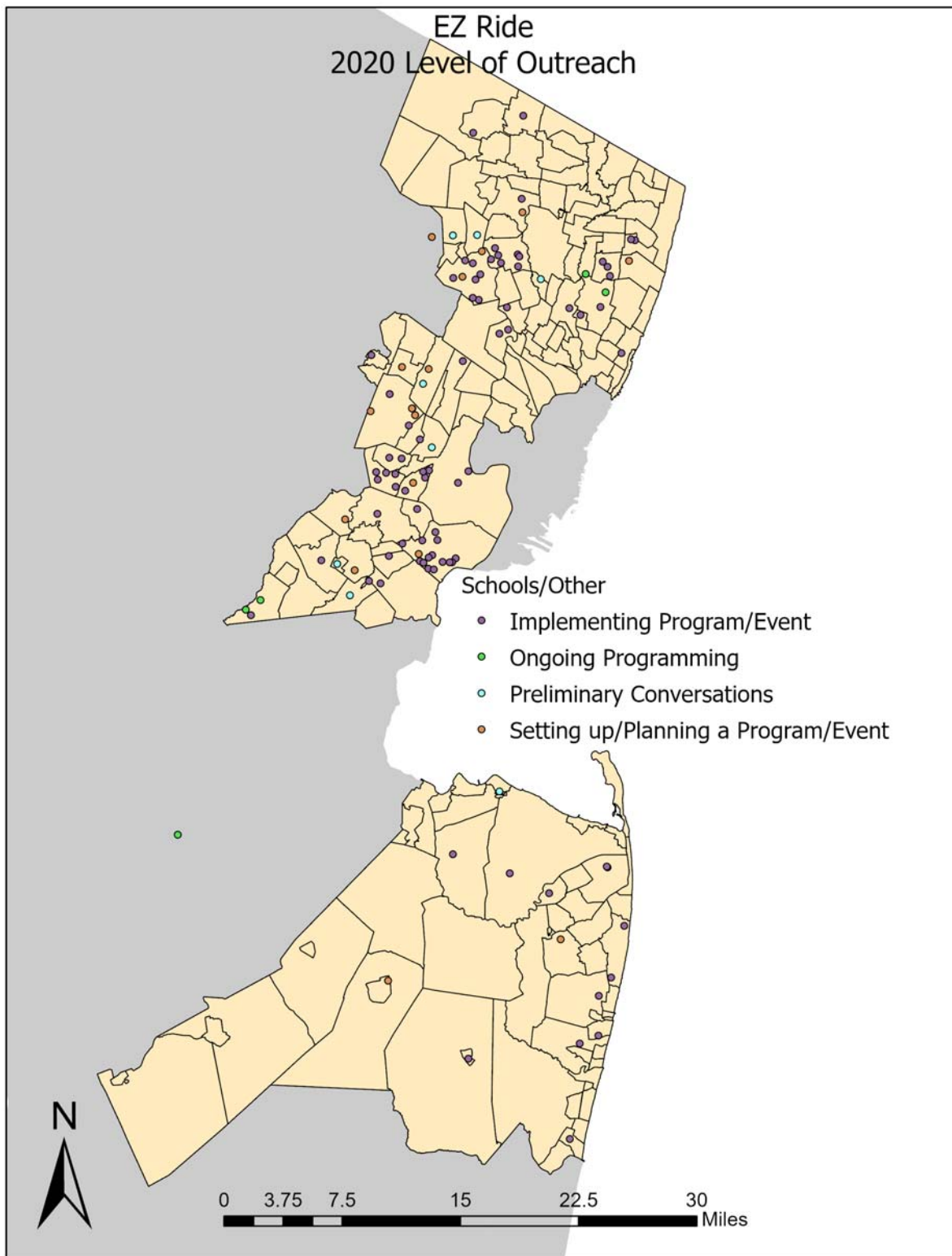
EZ Ride TMA Educational Events

Type of Event	# of Events	2019	# of participant s	# of events	2020	# of Participant s
		# of events with on street/on foot component			# of events with on street/on foot component	
Bike Safety Lesson	26	4	5796	58	0	20711
Pedestrian Safety Lesson	72	3	25455	24	2	8855
Community Presentation	3	N/A	127	0	N/A	0
Crossing Guard Appreciation	0	N/A	N/A	0	N/A	0
Other Educational Event	27	N/A	1472	15	N/A	3608

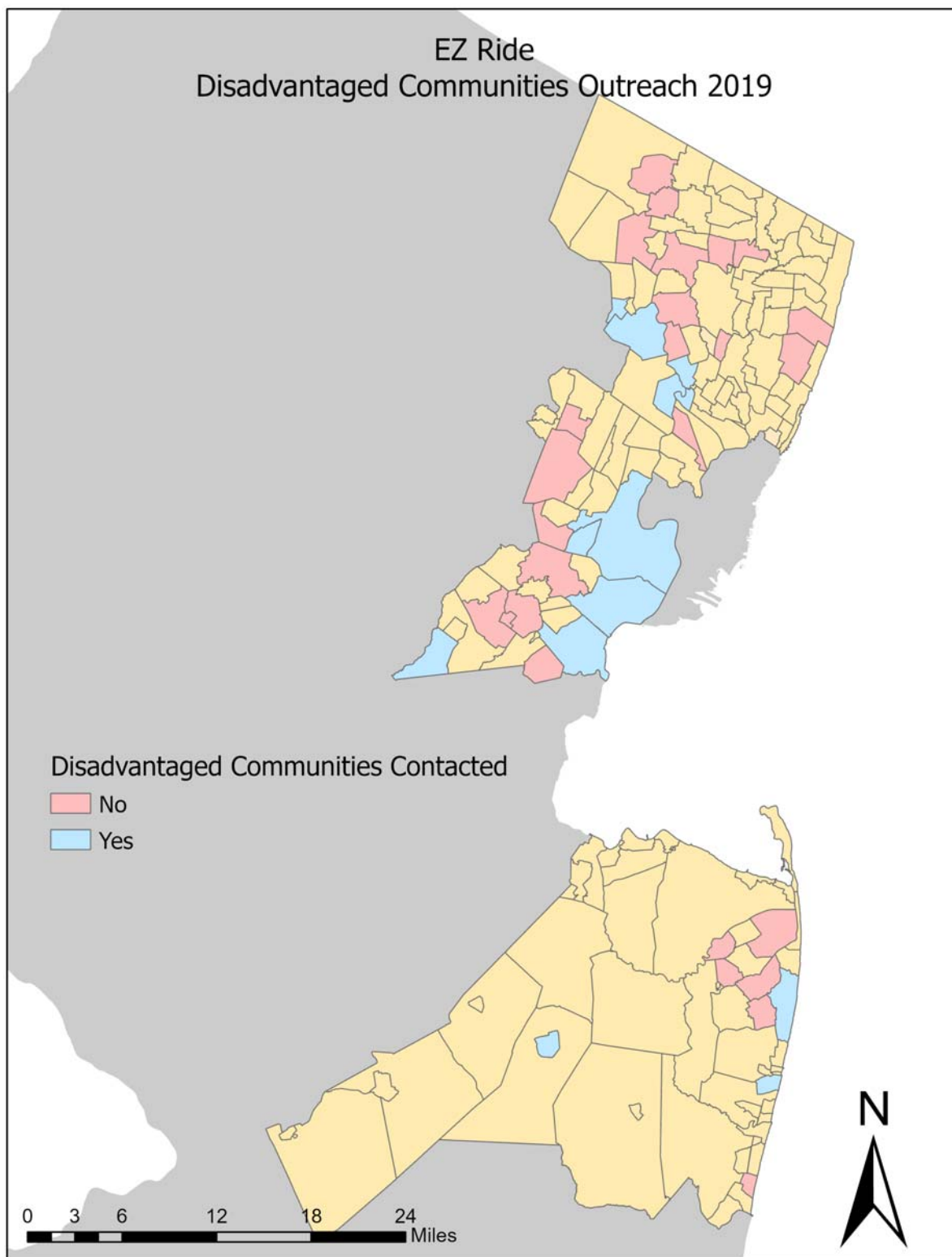
EZ Ride TMA Planning and Policy Activities:

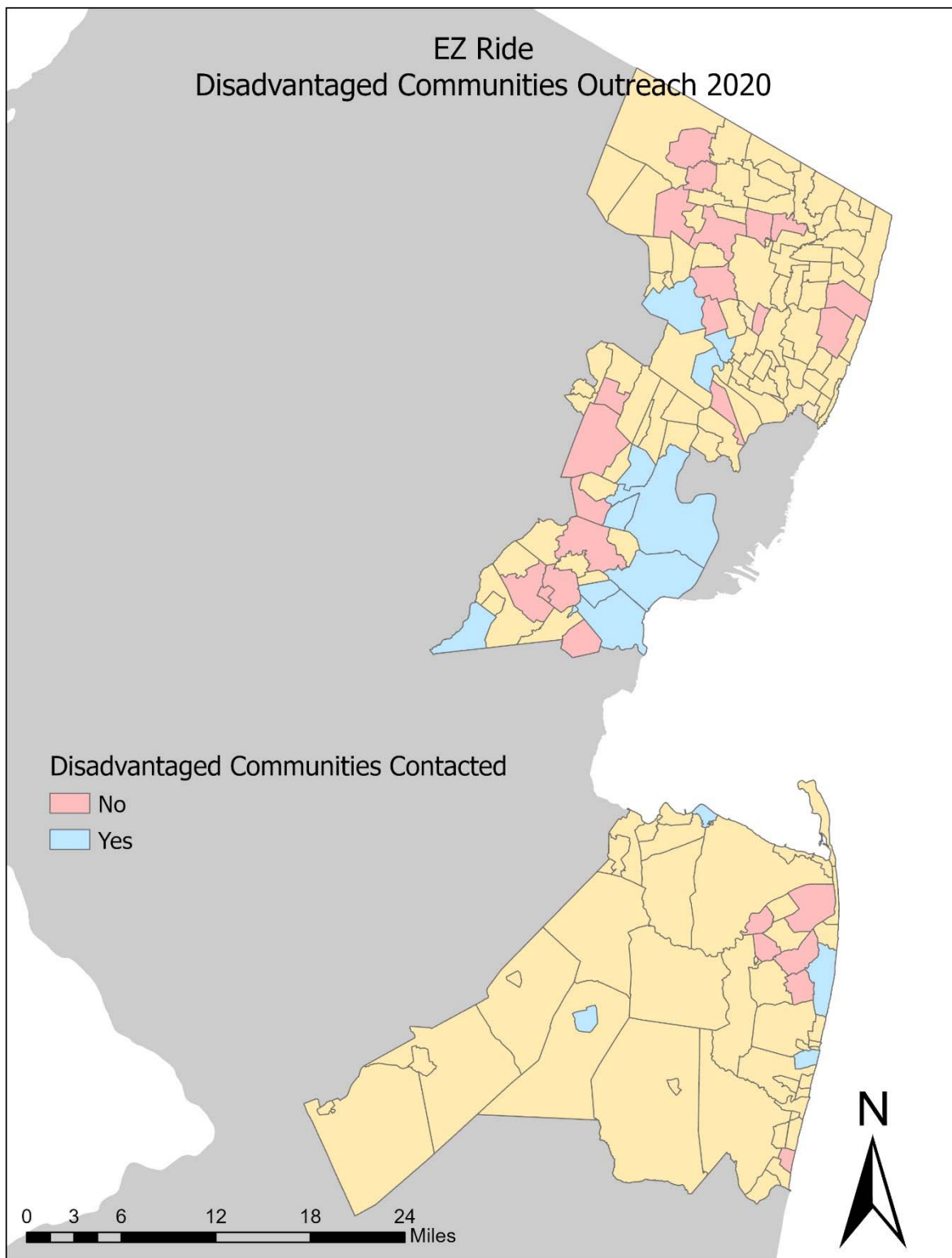
Type of Project	2019		2020	
	#of Projects	#of Participants	# of Events	# of Participants
Walkability Assessment	4	97	0	0
Bikeability Assessment	1	13	0	0
School Travel Plan	1	N/A	0	N/A
Supportive Walk/Bike to School Policy	0	N/A	3	N/A
Complete Streets Resolution	0	N/A	5	N/A
Assistance with Infrastructure Funding Application	0	N/A	2	N/A
Safe Routes to School Recognition Program	14	N/A	27	N/A
Other Planning or Policy Activity	2	18	1	13





EZ Ride
Disadvantaged Communities Outreach 2019





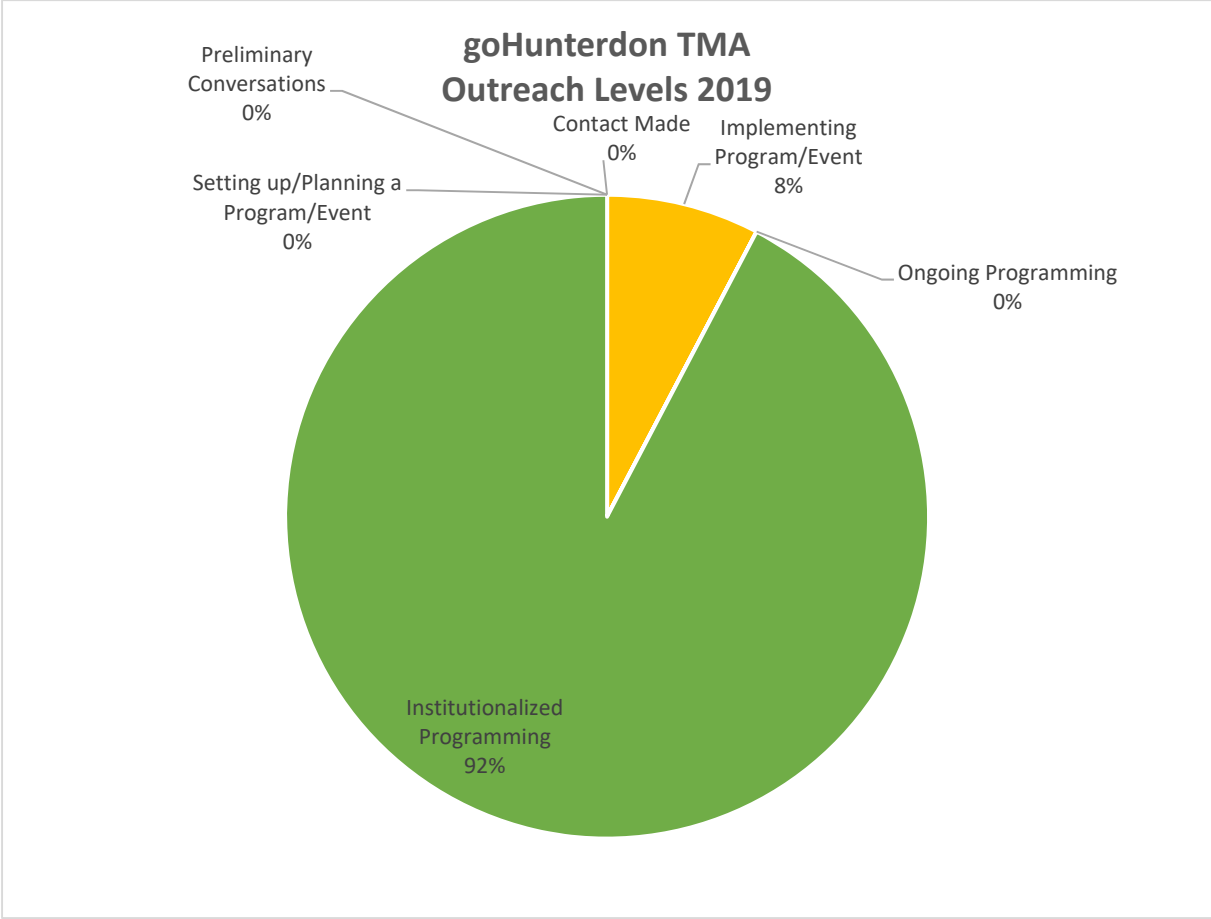
goHunterdon

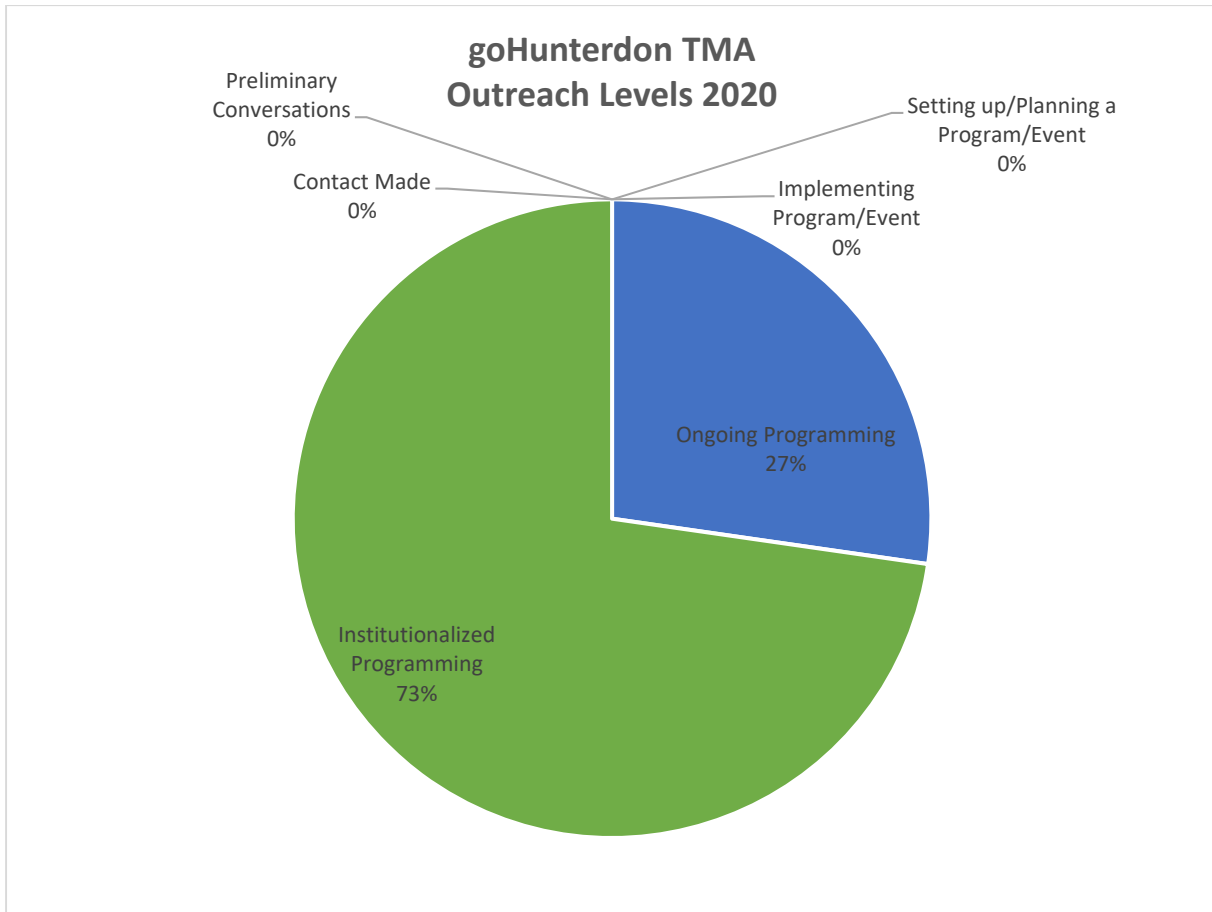
Observations:

- Total number of communities contacted: 13 (2019), 11 (2020)
- Contacts at the School Level: 13 (2019), 11 (2020)
- Contacts at the Municipal Level: 0 (2019), 0 (2020)
- Contacts at any Other Level: 0 (2019), 0 (2020)
- Total Contacts (all levels): 13 (2019), 11 (2020)
- No Low Socioeconomic Status Communities exist in the goHunterdon TMA region

Table of Contacted Municipalities

County	Municipality	2019	2020
Hunterdon	Bethlehem Twp.	2019	
Hunterdon	Bloomsbury Boro	2019	2020
Hunterdon	Califon Boro	2019	2020
Hunterdon	Clinton Twp.	2019	2020
Hunterdon	Delaware Twp.	2019	2020
Hunterdon	Flemington Boro	2019	2020
Hunterdon	Frenchtown Boro	2019	2020
Hunterdon	Hampton Boro	2019	2020
Hunterdon	High Bridge Boro	2019	2020
Hunterdon	Lambertville City	2019	2020
Hunterdon	Lebanon Boro	2019	2020
Hunterdon	Milford Boro	2019	
Hunterdon	Raritan Twp.	2019	2020





goHunterdon Pedestrian and Bicycle Events

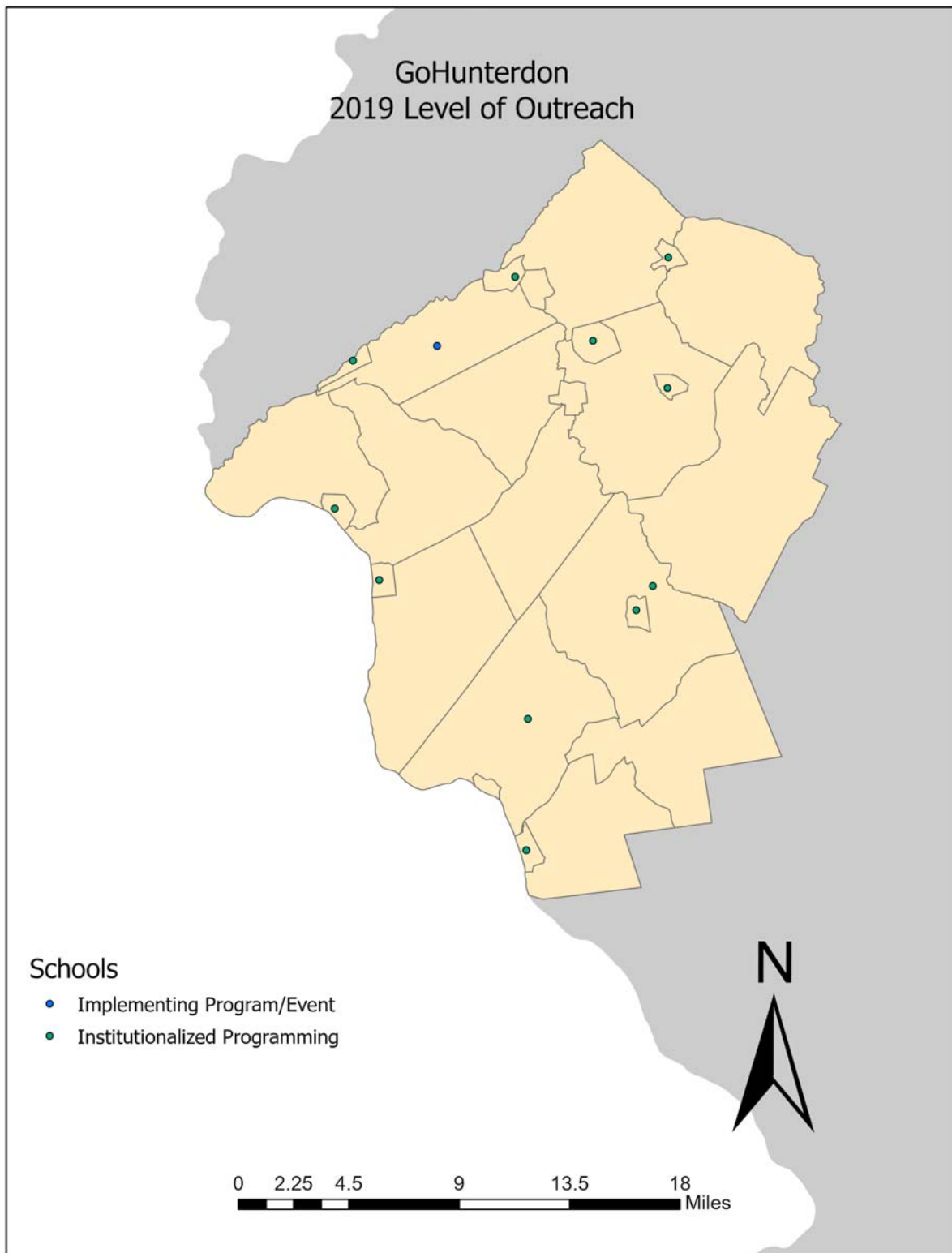
Type of Event	2019		2020	
	# of Events	# of Participants	# of Events	# of Participants
Walking School Bus	40	3165	14	709
Bike Train	0	0	1	6
Walk to School Day	24	1713	16	815
Bike to School Day	4	125	6	235
Bike Rodeo/Bike Clinic	2	54	0	0
Mileage Club or Contest	9	823	14	617
Other ped/bike event	3	547	11	1280

goHunterdon Education Events

Type of Event	# of Events	2019	# of participants	# of events	2020	# of Participants
		# of events with on street/on foot component			# of events with on street/on foot component	
Bike Safety Lesson	9	6	317	6	1	183
Pedestrian Safety Lesson	10	7	1954	5	2	115
Community Presentation	0	N/A	0	0	N/A	
Crossing Guard Appreciation	3	N/A	N/A	0	N/A	N/A
Other Educational Event	0	N/A	0	1	N/A	

goHunterdon Planning and Policy Activities

Type of Project	2019		2020	
	#of Projects	#of Participants	# of Events	# of Participants
Walkability Assessment	0	0	0	0
Bikeability Assessment	0	0	0	0
School Travel Plan	1	N/A	0	N/A
Supportive Walk/Bike to School Policy	1	N/A	0	N/A
Complete Streets Resolution	0	N/A	0	N/A
Assistance with Infrastructure Funding Application	0	N/A	0	N/A
Safe Routes to School Recognition Program	9	N/A	1	N/A
Other Planning or Policy Activity	0	N/A	1	N/A



Greater Mercer TMA

Observations

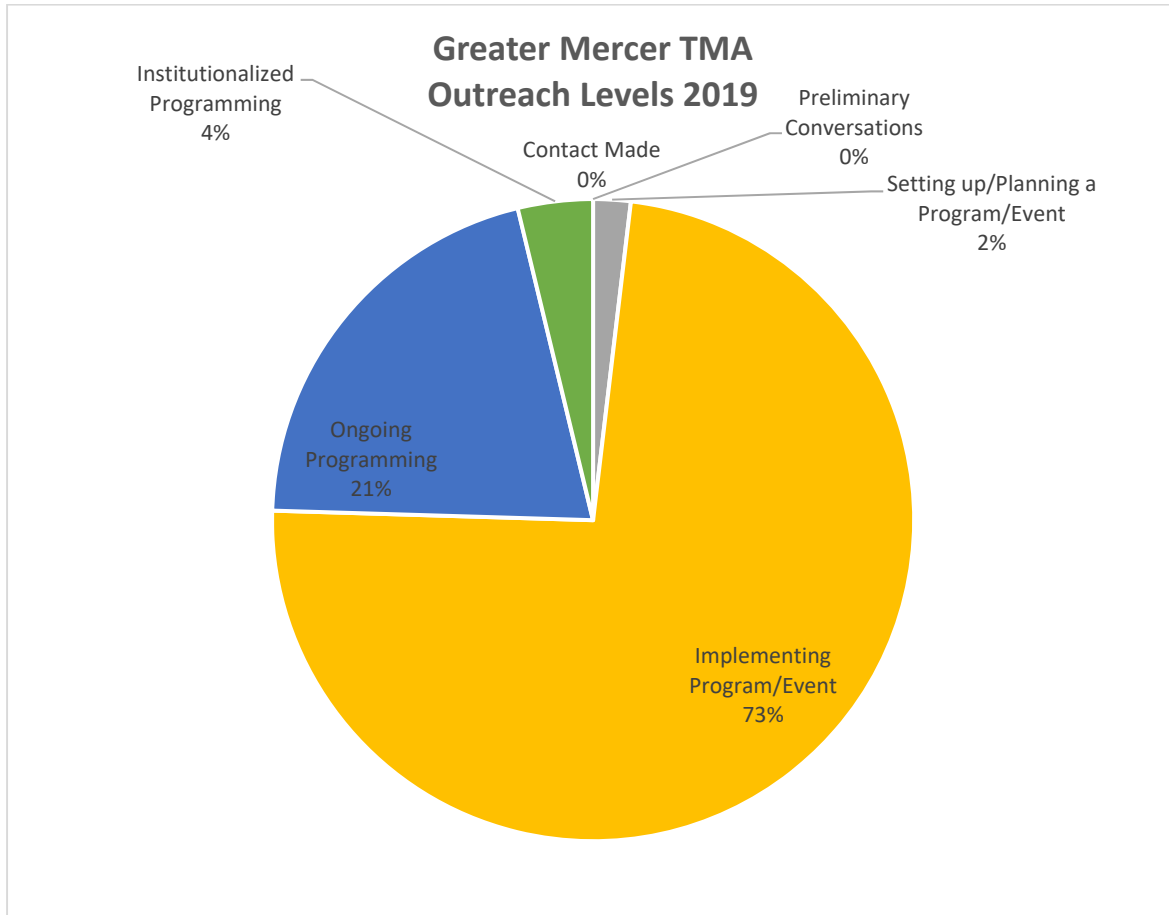
- Total number of communities contacted: 16 (2019), 17 (2020).
- Contacts at the District Level: 1 (2019), 4 (2020).
- Contacts at the School Level: 25 (2019), 15 (2020).
- Contacts at the Municipal Level: 17 (2019), 17 (2020).
- Contacts at any other Level: 8 (2019), 43 (2020).
- Total Contacts (all levels): 51 (2019), 79 (2020).
- Low Socioeconomic Status Communities contacted: 2 (2019), 2 (2020).
- Low Socioeconomic Status Communities not contacted:
2019: Berkeley Township, Eagleswood Township, Lakehurst Borough, Ocean Gate.
2020: Berkeley Township, Eagleswood Township, Lakehurst Borough, Ocean Gate.

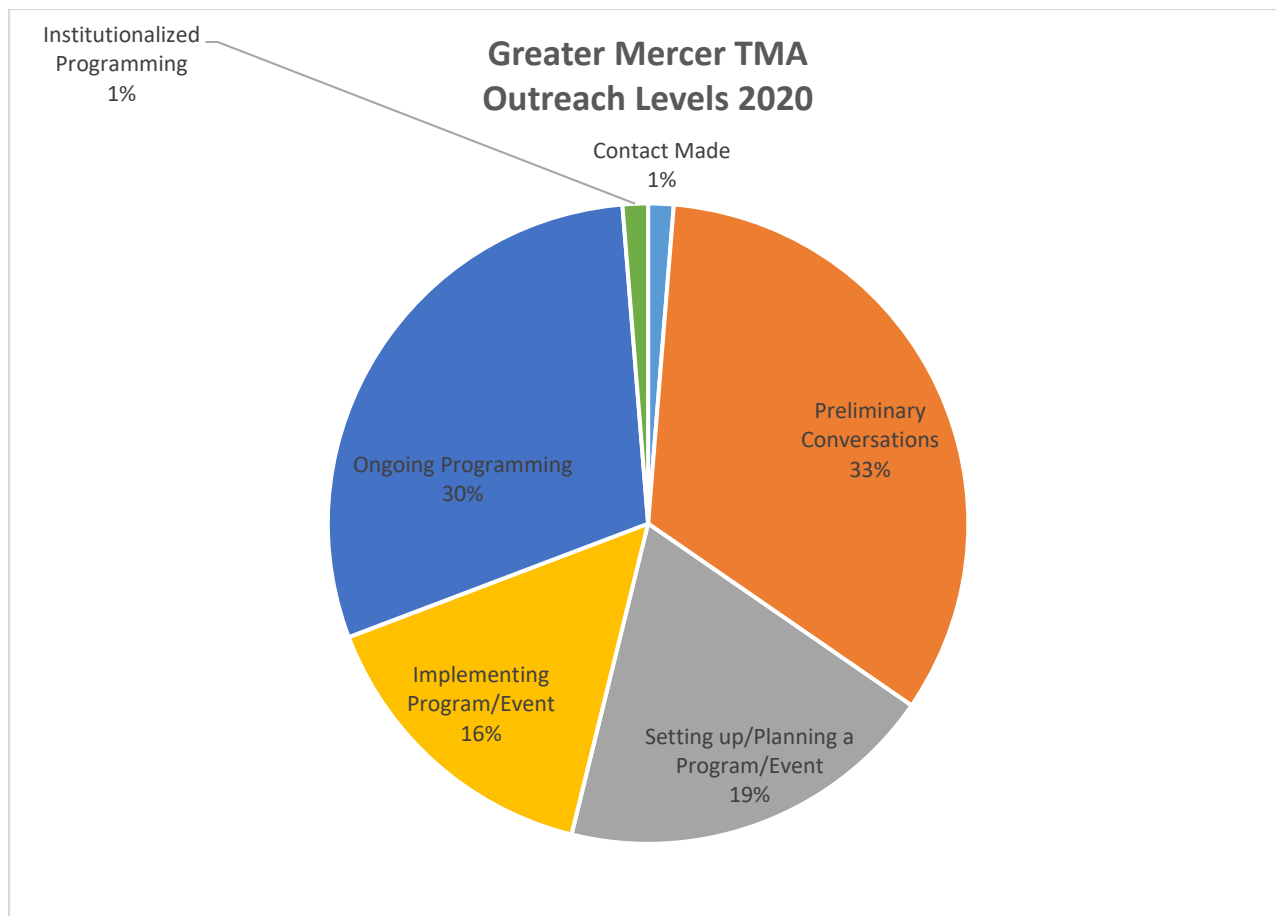
Table of Contacted Municipalities

(* = Low Socioeconomic Status Community)

County	Municipality	Year
Mercer	East Windsor Twp.	2019, 2020
Mercer	Ewing Twp.	2019, 2020
Mercer	Hamilton Twp.	2019, 2020
Mercer	Hightstown Boro	2020
Mercer	Hopewell Boro	2019, 2020
Mercer	Lawrence Twp.	2019, 2020
Mercer	Princeton Twp.	2019, 2020
Mercer	Robbinsville Twp.	2020
Mercer	Trenton City*	2019, 2020
Mercer	West Windsor Twp.	2019, 2020
Ocean	Bay Head Boro	2019, 2020
Ocean	Berkeley Twp.*	2019, 2020
Ocean	Brick Twp.	2019, 2020
Ocean	Jackson Twp.	2020
Ocean	Lacey Twp.	2020
Ocean	Lakewood Twp.	2020
Ocean	Lavallette Boro	2019
Ocean	Little Egg Harbor Twp.	2020
Ocean	Mantoloking Boro	2019, 2020
Ocean	Ocean Twp.	2019, 2020
Ocean	Point Pleasant Beach Boro	2020
Ocean	Point Pleasant Boro	2019, 2020
Ocean	Toms River Twp.	2019, 2020
Ocean	Toms River Twp.	2020

Greater Mercer TMA Outreach Levels:





Greater Mercer Pedestrian and Bicycle Events:

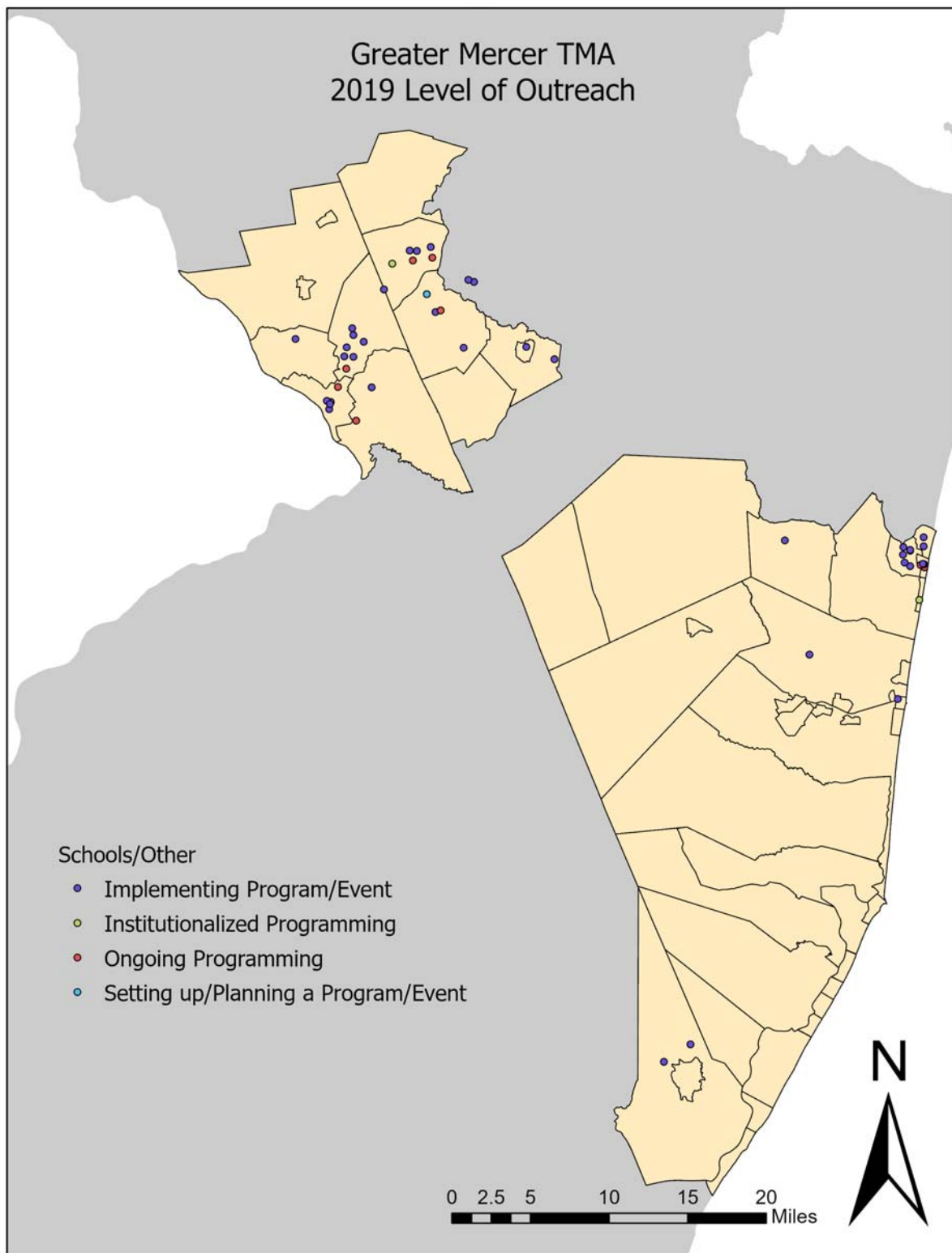
Type of Event	2019		# of Events	2020 # of Participants
	# of Events	# of Participants		
Walking School Bus	0	0	0	0
Bike Train	0	0	0	0
Walk to School Day	6	1460	1	0
Bike to School Day	4	868	0	0
Bike Rodeo/Bike Clinic	3	363	0	0
Mileage Club or Contest	0	0	0	0
Other ped/bike event	3	613	0	0

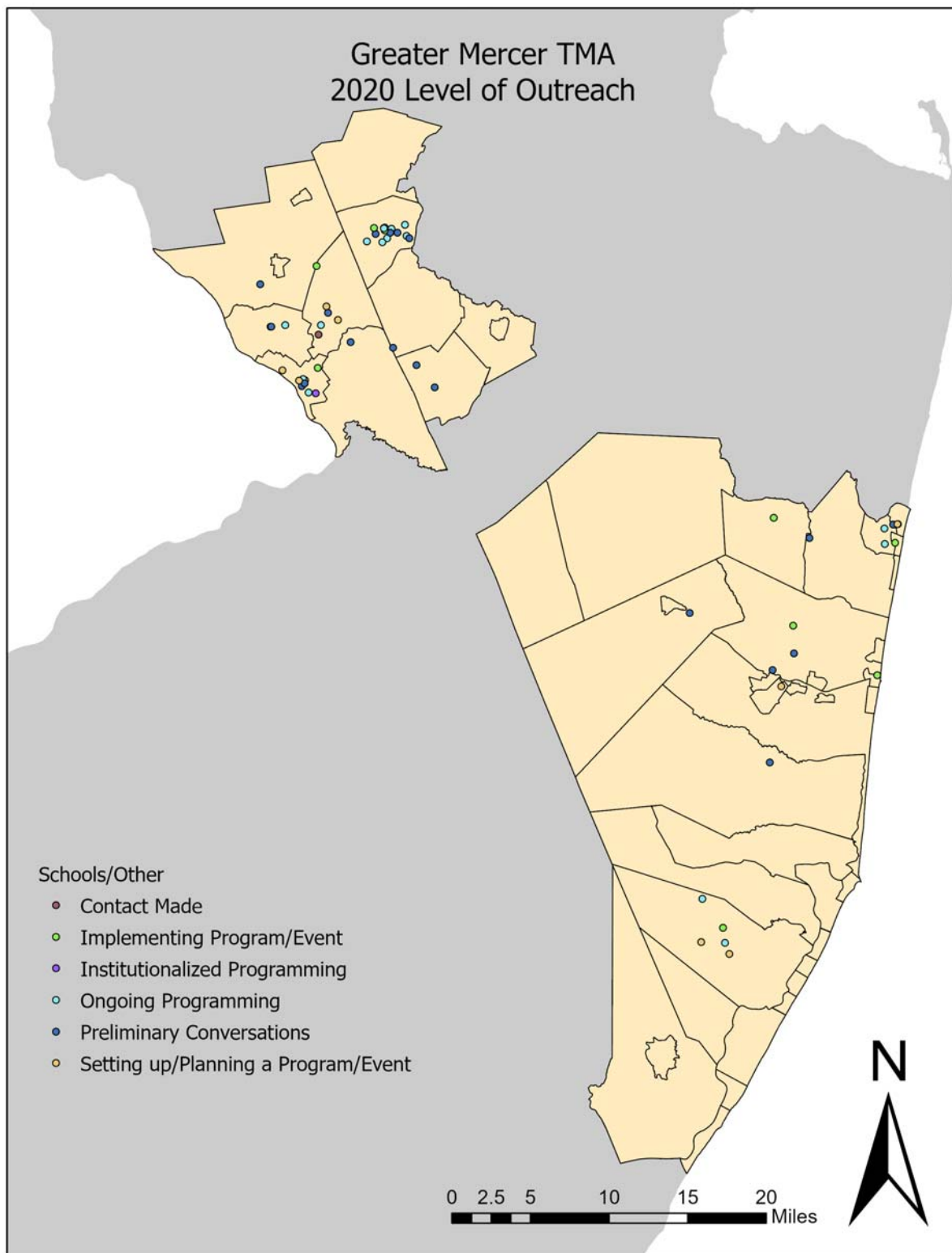
Greater Mercer Education Events:

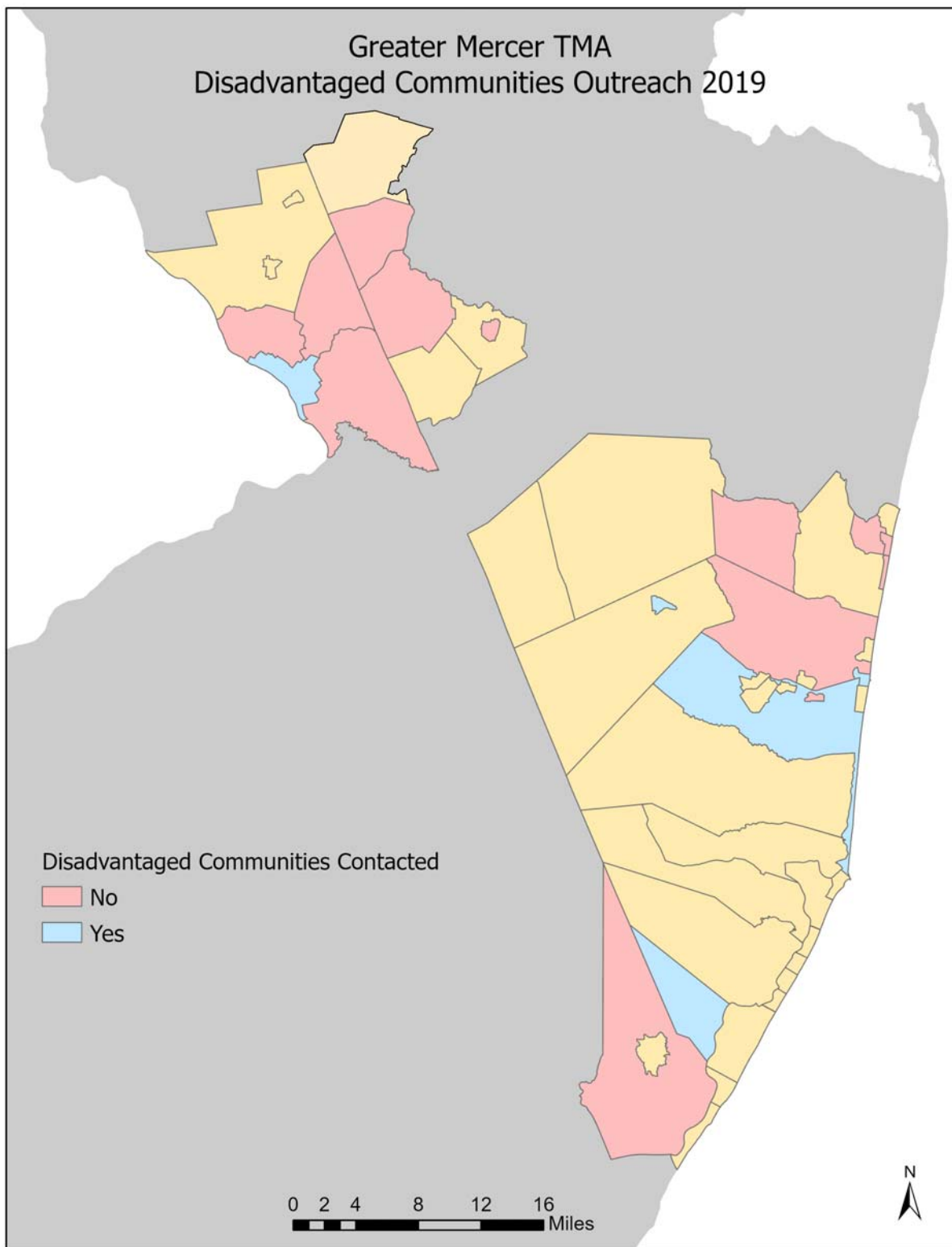
Type of Event	# of Events	2019	# of participants	# of events	2020	# of Participants
		# of events with on street/on foot component			# of events with on street/on foot component	
Bike Safety Lesson	11	2	2592	2	0	20
Pedestrian Safety Lesson	5	0	500	6	0	37
Community Presentation	7	N/A	12040	1	N/A	10
Crossing Guard Appreciation	0	N/A	N/A	0	N/A	N/A
Other Educational Event	1	N/A	85	0	N/A	0

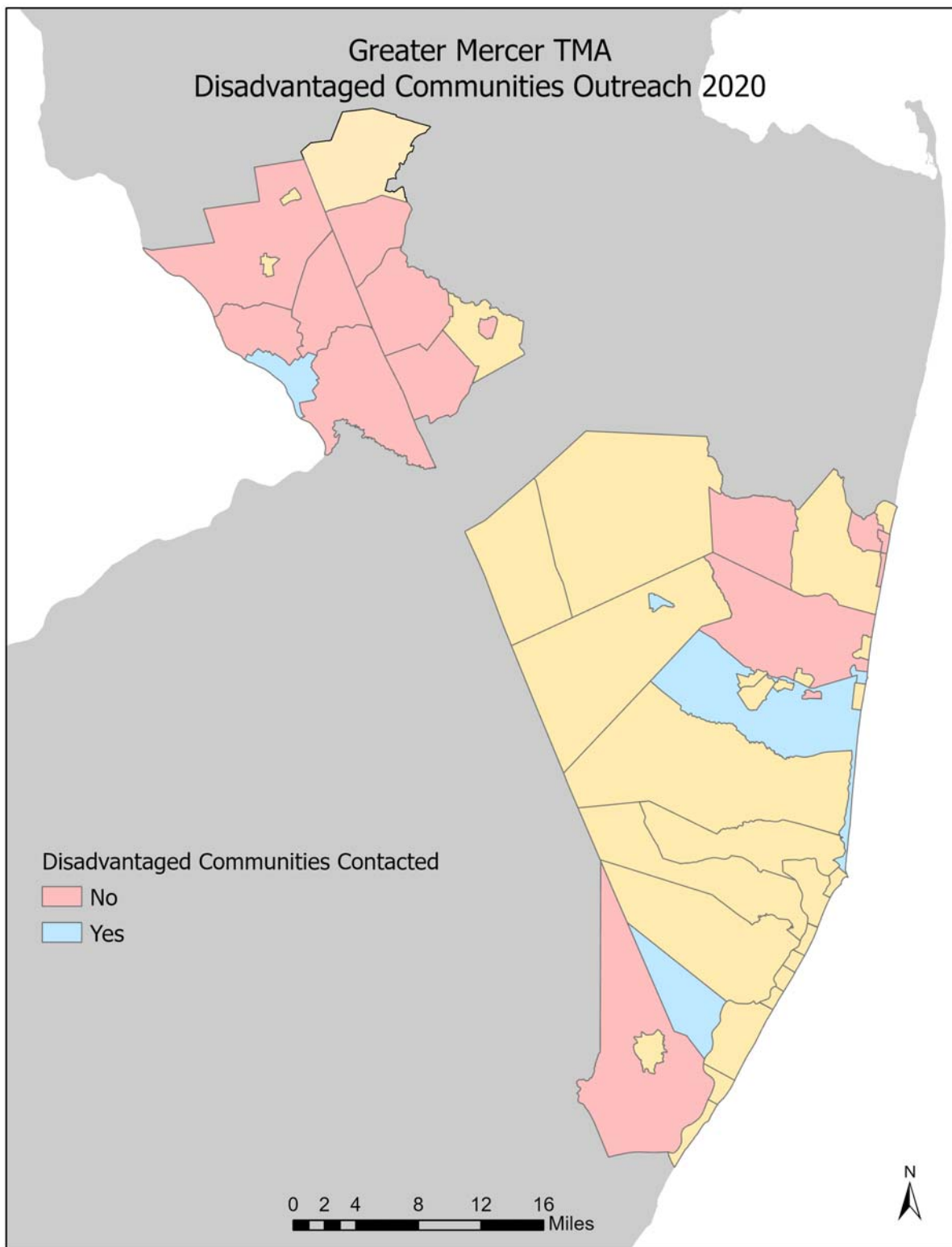
Greater Mercer Planning and Policy Activities:

Type of Project	2019		2020	
	# of Projects	# of Participants	# of Events	# of Participants
Walkability Assessment	0	0	4	25
Bikeability Assessment	0	0	5	49
School Travel Plan	0	N/A	8	N/A
Supportive Walk/Bike to School Policy	0	N/A	6	N/A
Complete Streets Resolution	0	N/A	6	N/A
Assistance with Infrastructure Funding Application	1	N/A	3	N/A
Safe Routes to School Recognition Program	22	N/A	10	N/A
Other Planning or Policy Activity	1	10	9	0









Hudson TMA

Observations

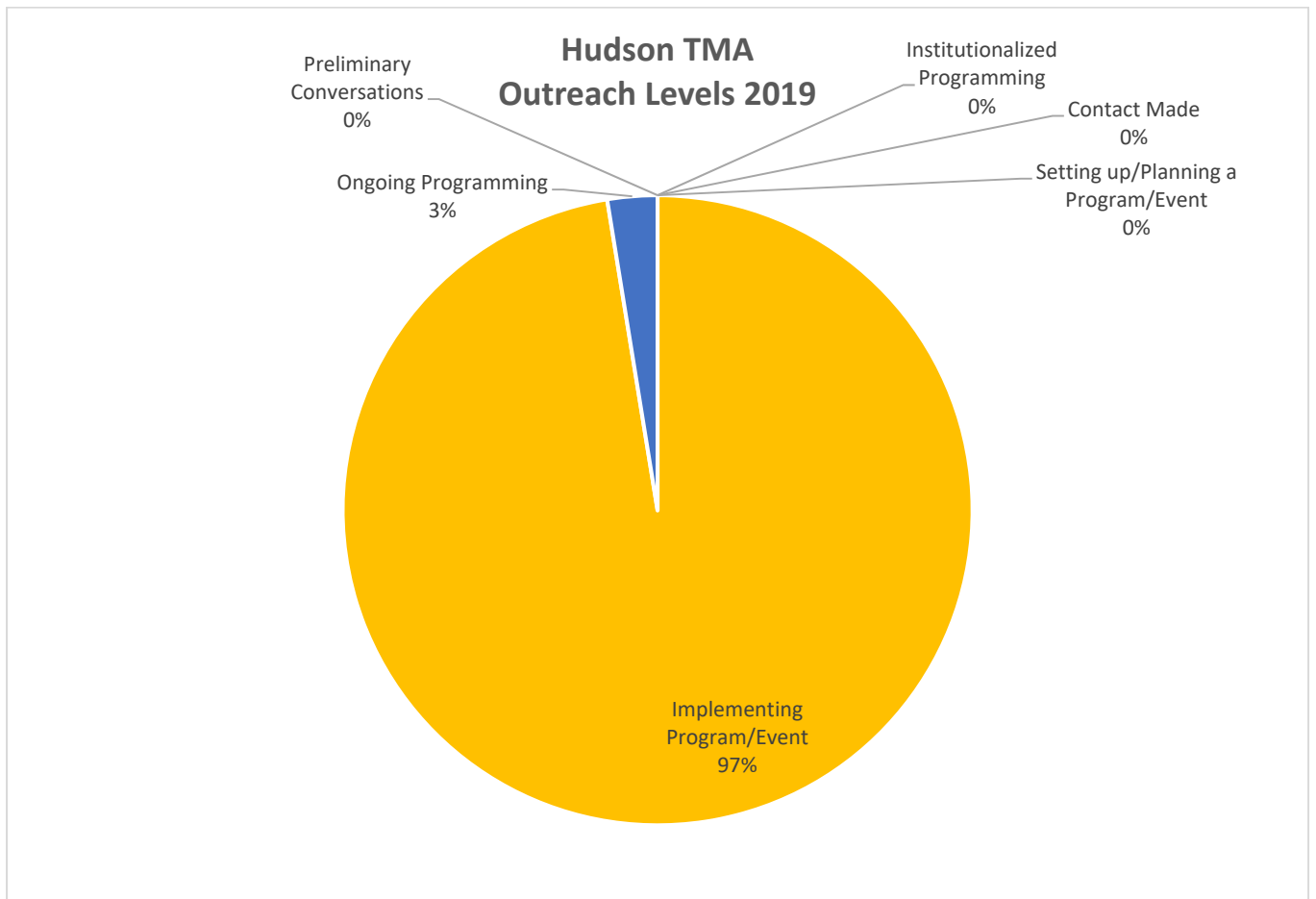
- Total number of communities contacted: 7 (2019), 3 (2020).
- Contacts at the District Level: 0 (2019), 1 (2020).
- Contacts at the School Level: 37 (2019), 16 (2020).
- Contacts at the Municipal Level: 0 (2019), 0 (2020).
- Contacts at Other level: 2 (2019), 3 (2020).
- Total Contacts (all levels): 39 (2019), 20 (2020).
- Low Socioeconomic Status Communities contacted: 5 (2019), 2 (2020).
- Low Socioeconomic Status Communities not contacted:
2019: East Newark, Guttenberg, Kearny.
2020: East Newark, Guttenberg, Harrison, Kearny, Union City, West New York.

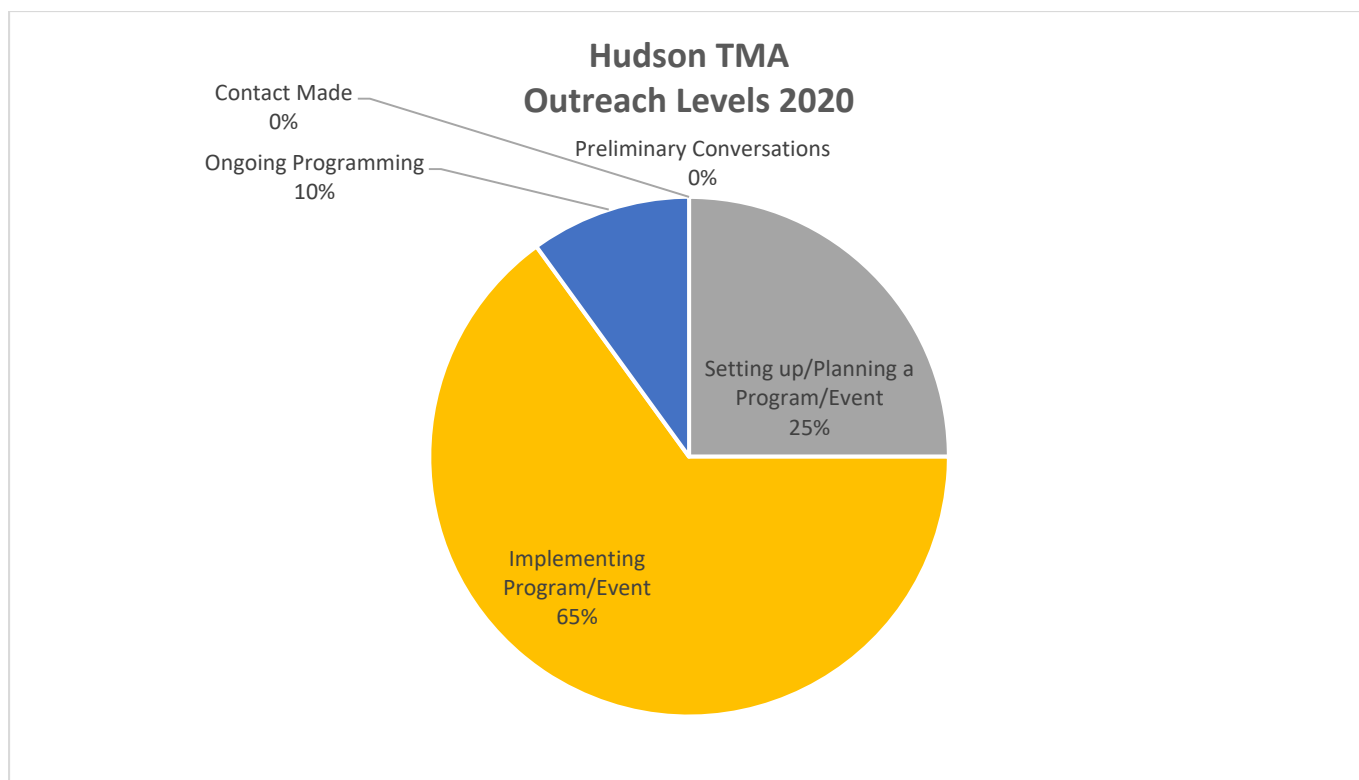
Table of Contacted Municipalities

(* = Low Socioeconomic Status Community)

County	* Municipality	2019	2020
Hudson	Bayonne City	2019	2020
Hudson	* Harrison Town	2019	
Hudson	Hoboken City	2019	
Hudson	* Jersey City	2019	2020
Hudson	* North Bergen Twp.	2019	2020
Hudson	* Union City	2019	
Hudson	* West New York Town	2019	

Hudson TMA Outreach Levels:





Hudson TMA Pedestrian and Bicycle Events:

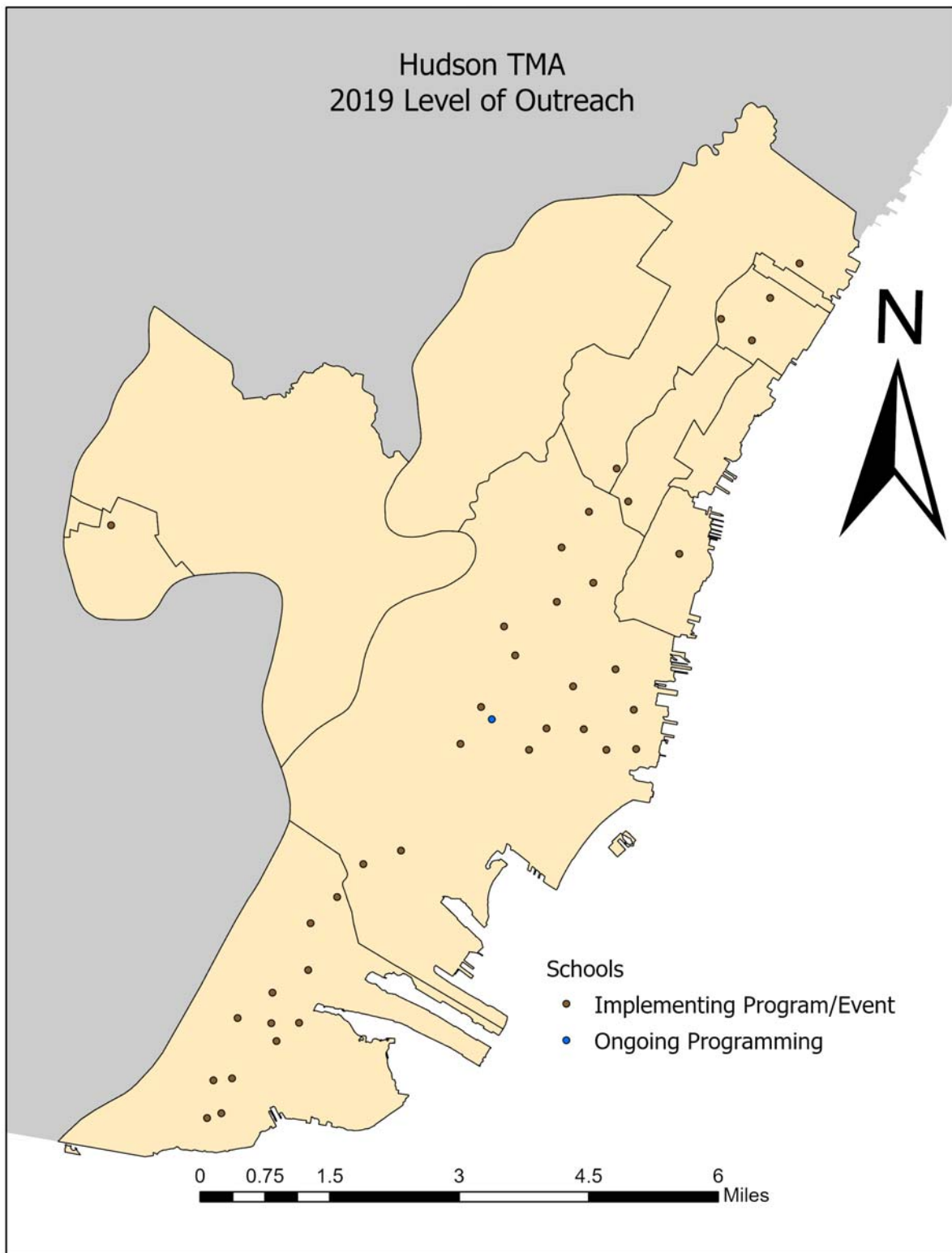
Type of Event	2019		2020	
	# of Events	# of Participants	# of Events	# of Participants
Walking School Bus	0	0	0	0
Bike Train	0	0	0	0
Walk to School Day	24	4670	0	0
Bike to School Day	0	0	0	0
Bike Rodeo/Bike Clinic	3	520	0	0
Mileage Club or Contest	12	2121	18	274
Other ped/bike event	4	735	0	0

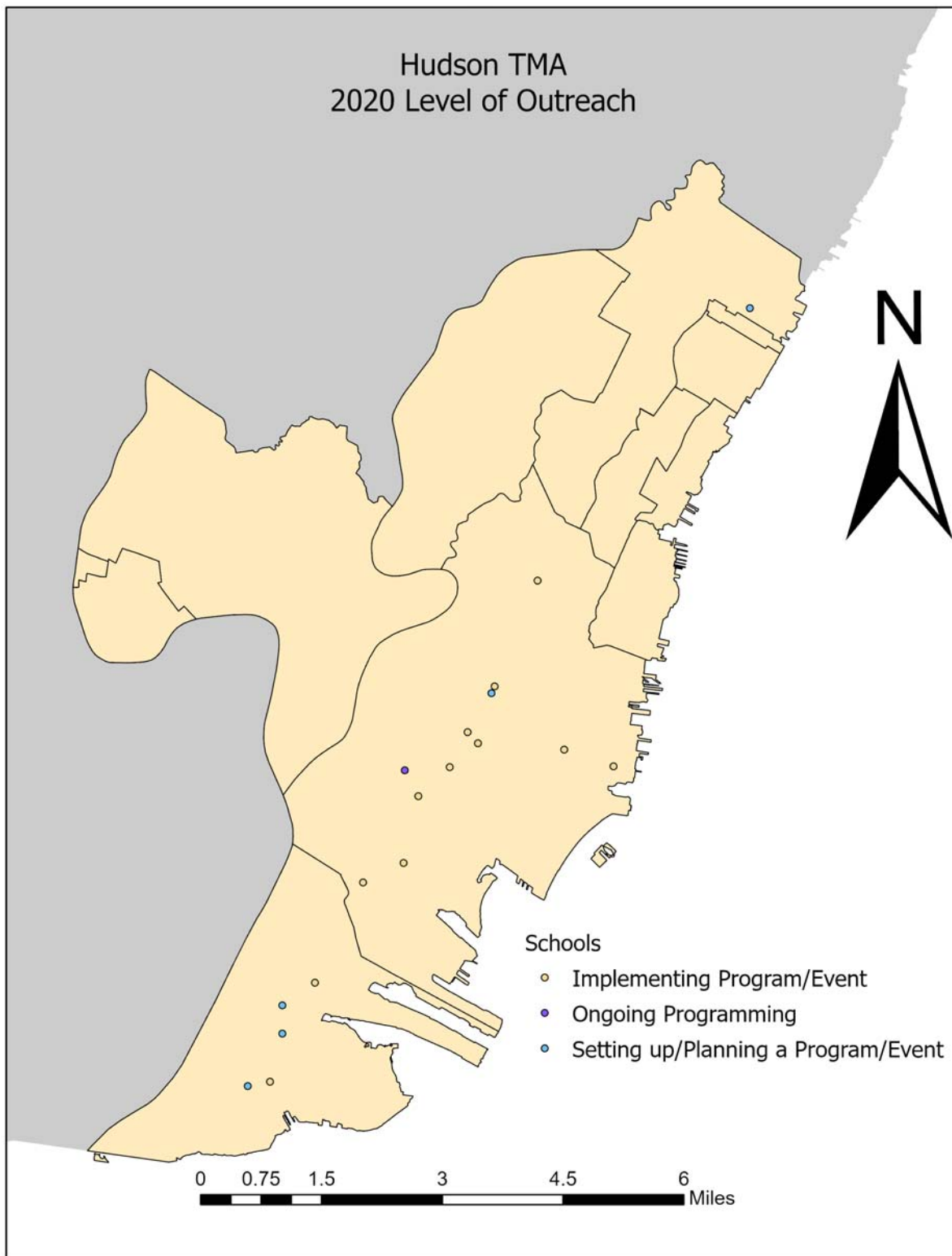
Hudson TMA Educational Events:

Type of Event	# of Events	2019		# of events	2020	
		# of events with on street/on foot component	# of participants		# of events with on street/on foot component	# of Participants
Bike Safety Lesson	14	0	4035	0	0	30
Pedestrian Safety Lesson	24	21	7310	0	0	22
Community Presentation	0	N/A	0	0	N/A	10
Crossing Guard Appreciation	0	N/A	N/A	1	N/A	0
Other Educational Event	4	N/A	734	0	N/A	86

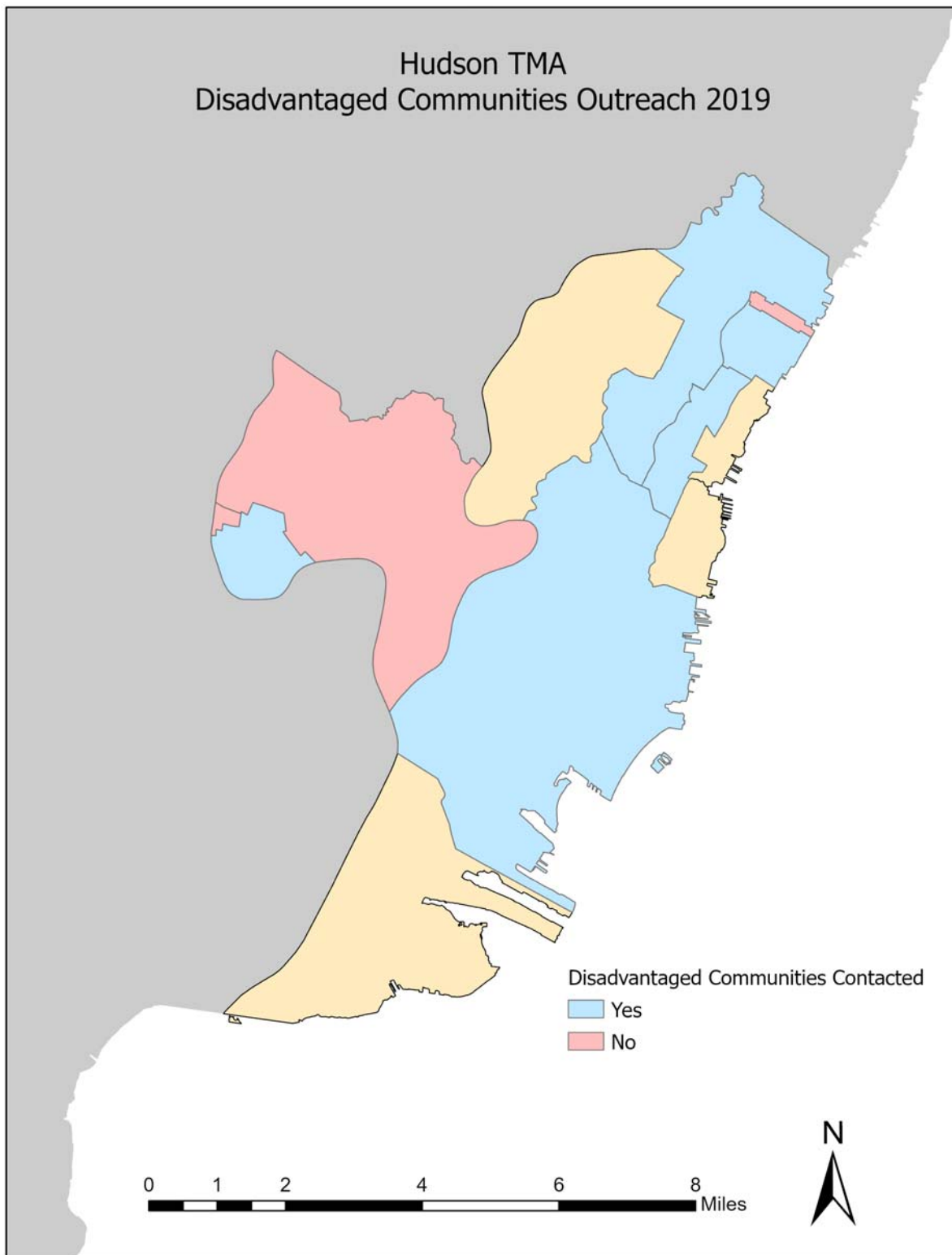
Hudson TMA Planning and Policy Activities:

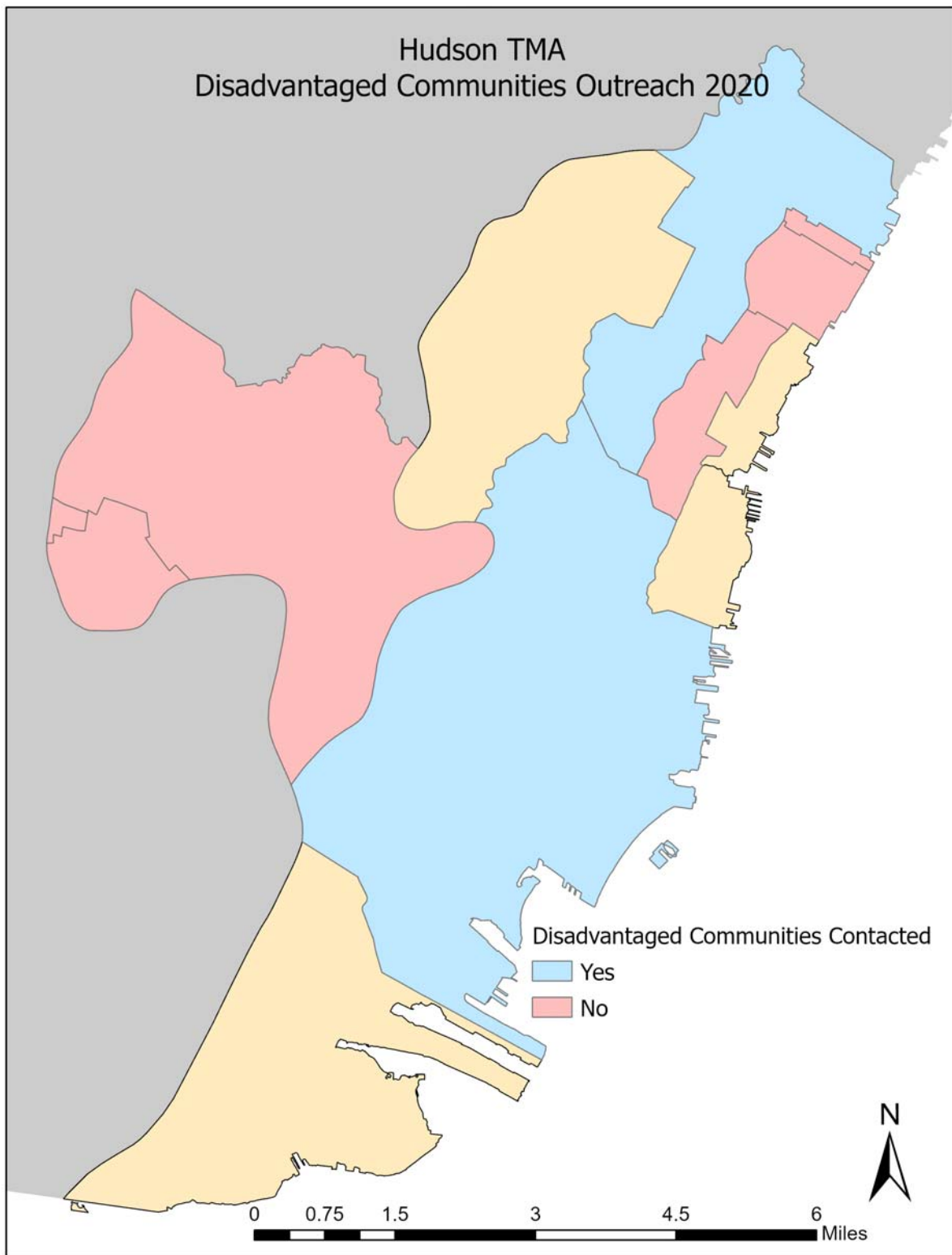
Type of Project	# of Projects	2019		# of Events	2020	
		# of Participants			# of Participants	
Walkability Assessment		0		0	0	0
Bikeability Assessment		0		0	0	0
School Travel Plan		0	N/A		0	N/A
Supportive Walk/Bike to School Policy		0	N/A		0	N/A
Complete Streets Resolution		0	N/A		0	N/A
Assistance with Infrastructure Funding Application		0	N/A		0	N/A
Safe Routes to School Recognition Program		0	N/A		0	N/A
Other Planning or Policy Activity		0		0	0	0





Hudson TMA
Disadvantaged Communities Outreach 2019





Keep Middlesex Moving

Observations

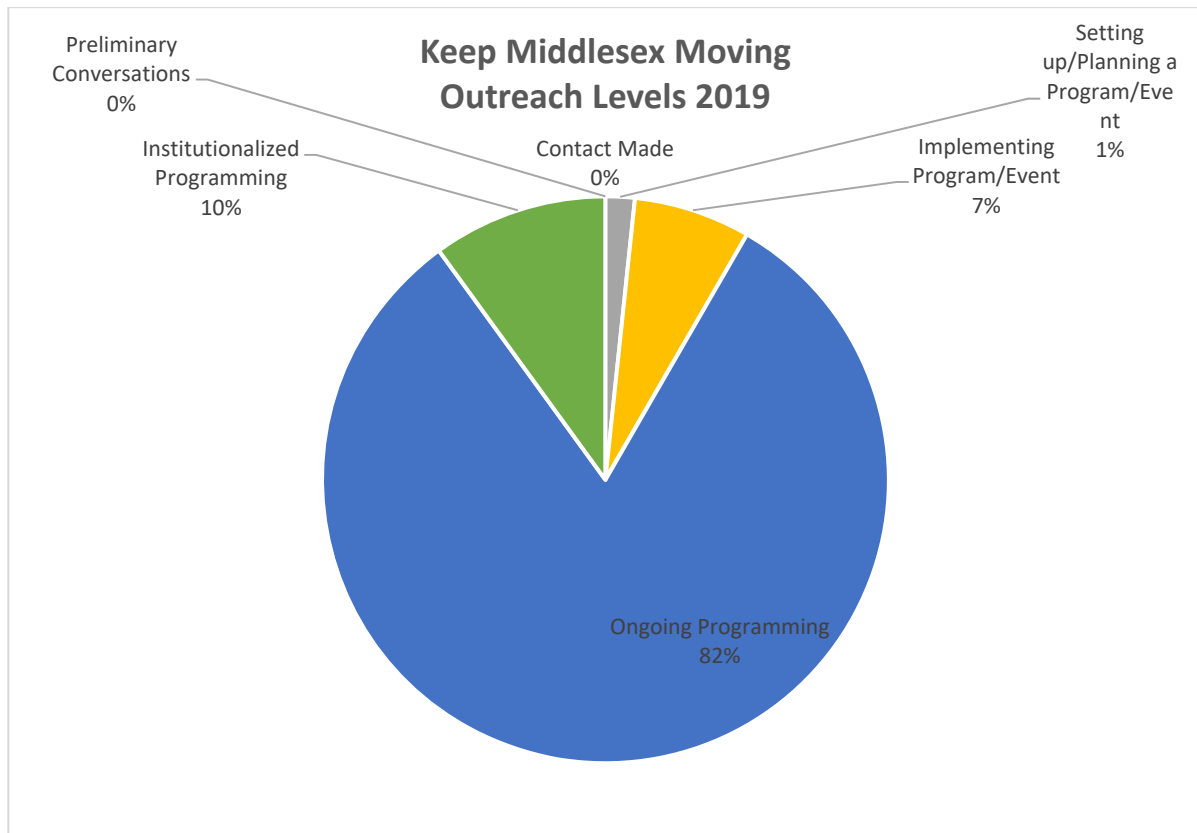
- Total number of communities contacted: 17 (2019), 11 (2020).
- Contacts at the District Level: 1 (2019), 1 (2020).
- Contacts at the School Level: 43 (2019), 6 (2020).
- Contacts at the Municipal Level: 11 (2019), 8 (2020).
- Contacts at any other Level: 7 (2019), 10 (2020).
- Total Contacts (all levels): 62 (2019), 25 (2020).
- Low Socioeconomic Status Communities contacted: 3 (2019), 3 (2020).
- Low Socioeconomic Status Communities not contacted:
2019: All communities contacted
2020: All communities contacted

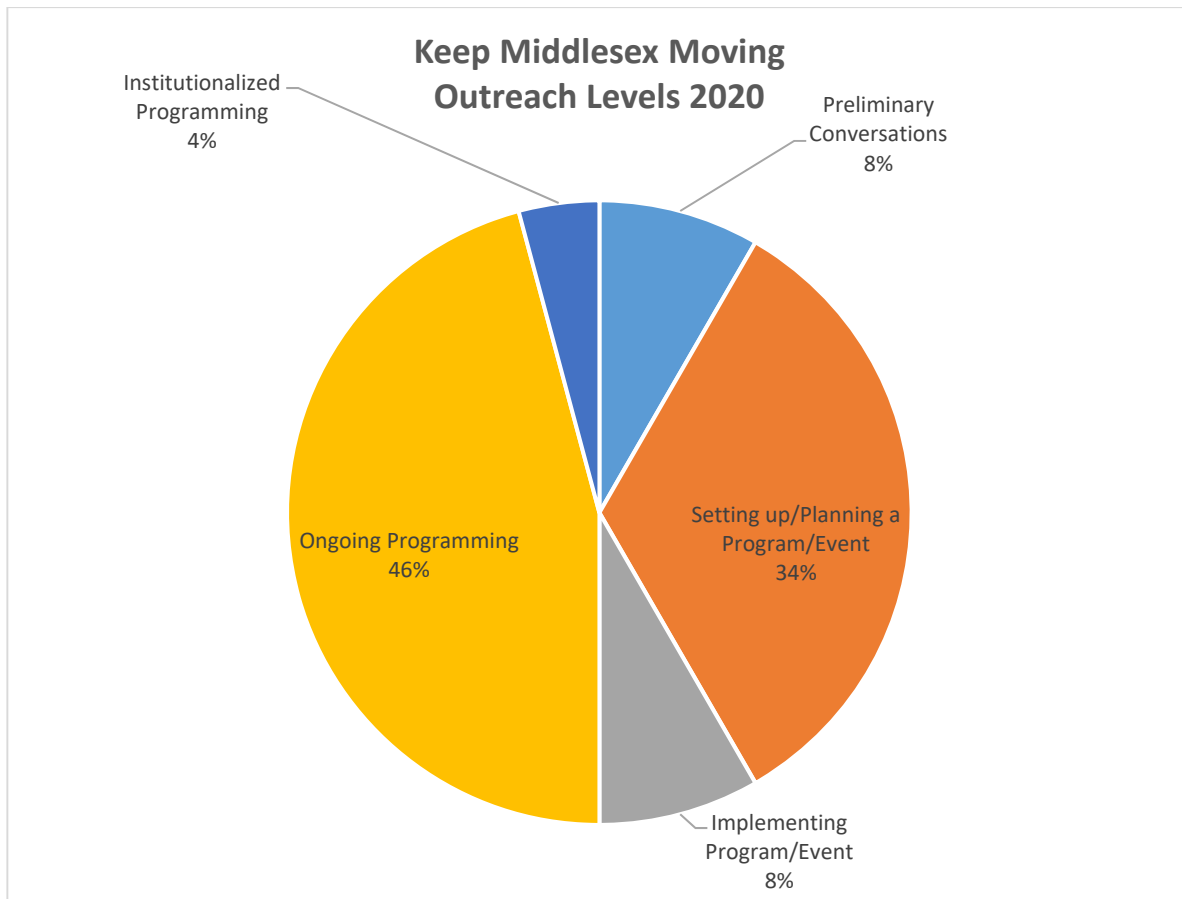
Table of Contacted Municipalities

(* = Low Socioeconomic Status Community)

County	*	Municipality	2019	2020
Middlesex	*	Carteret Boro	2019	2020
Middlesex		Cranbury Twp.	2019	2020
Middlesex		Dunellen Boro	2019	
Middlesex		East Brunswick Twp.	2019	2020
Middlesex		Edison Twp.	2019	2020
Middlesex		Highland Park Boro	2019	2020
Middlesex		Jamesburg Boro	2019	
Middlesex		Metuchen Boro	2019	2020
Middlesex		Middlesex Boro	2019	2020
Middlesex		Milltown Boro	2019	2020
Middlesex	*	New Brunswick City	2019	2020
Middlesex		North Brunswick Twp.	2019	2020
Middlesex		Old Bridge Twp.	2019	
Middlesex	*	Perth Amboy City	2019	2020
Middlesex		Piscataway Twp.	2019	
Middlesex		South River Boro	2019	
Middlesex		Spotswood Boro	2019	

Keep Middlesex Moving Outreach Levels:





Keep Middlesex Moving Pedestrian and Bicycle Events:

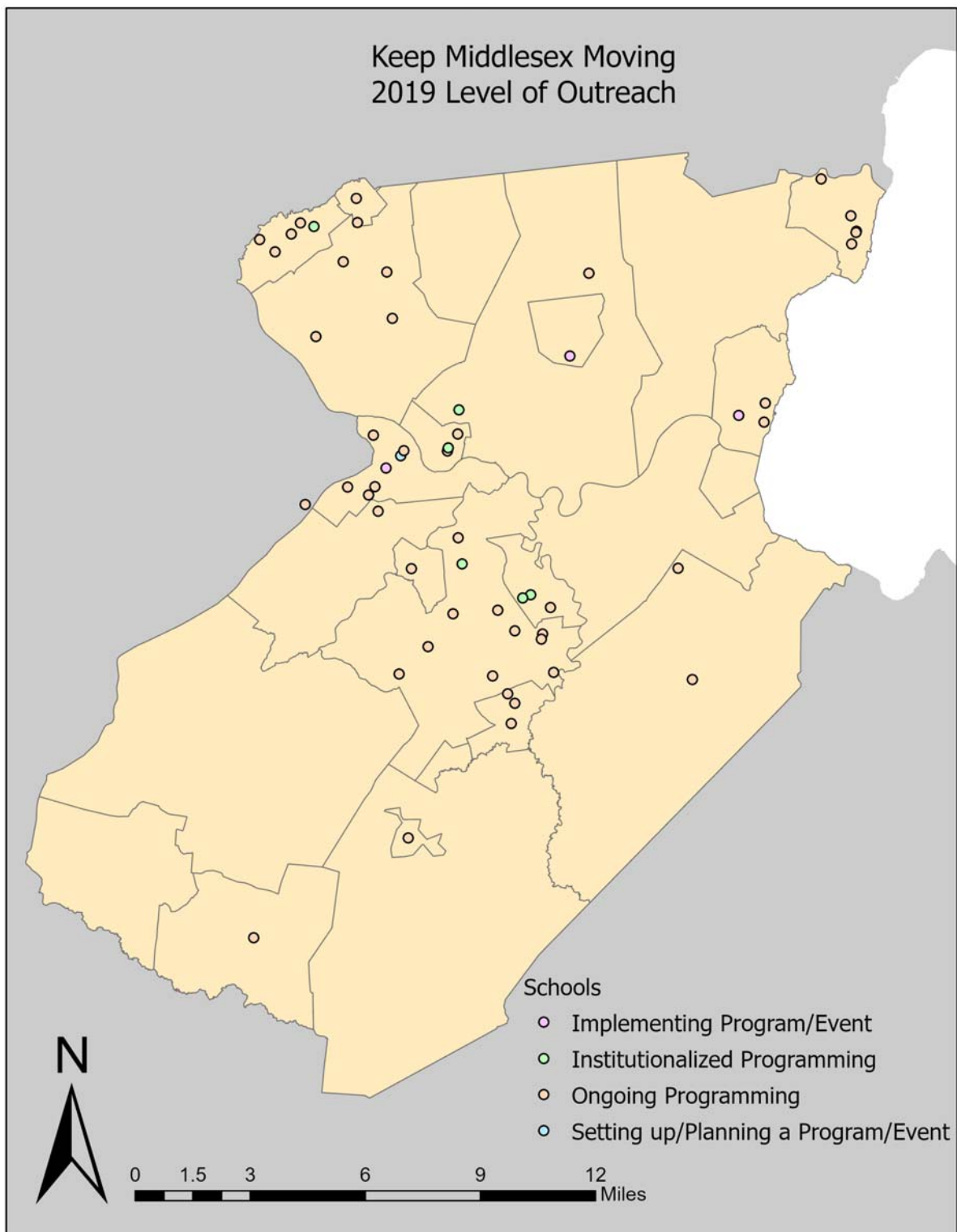
Type of Event	2019		2020	
	# of Events	# of Participants	# of Events	# of Participants
Walking School Bus	0	0	0	0
Bike Train	0	0	0	0
Walk to School Day	34	7931	0	0
Bike to School Day	2	50	0	0
Bike Rodeo/Bike Clinic	9	500	0	0
Mileage Club or Contest	0	0	0	0
Other ped/bike event	2	115	0	0

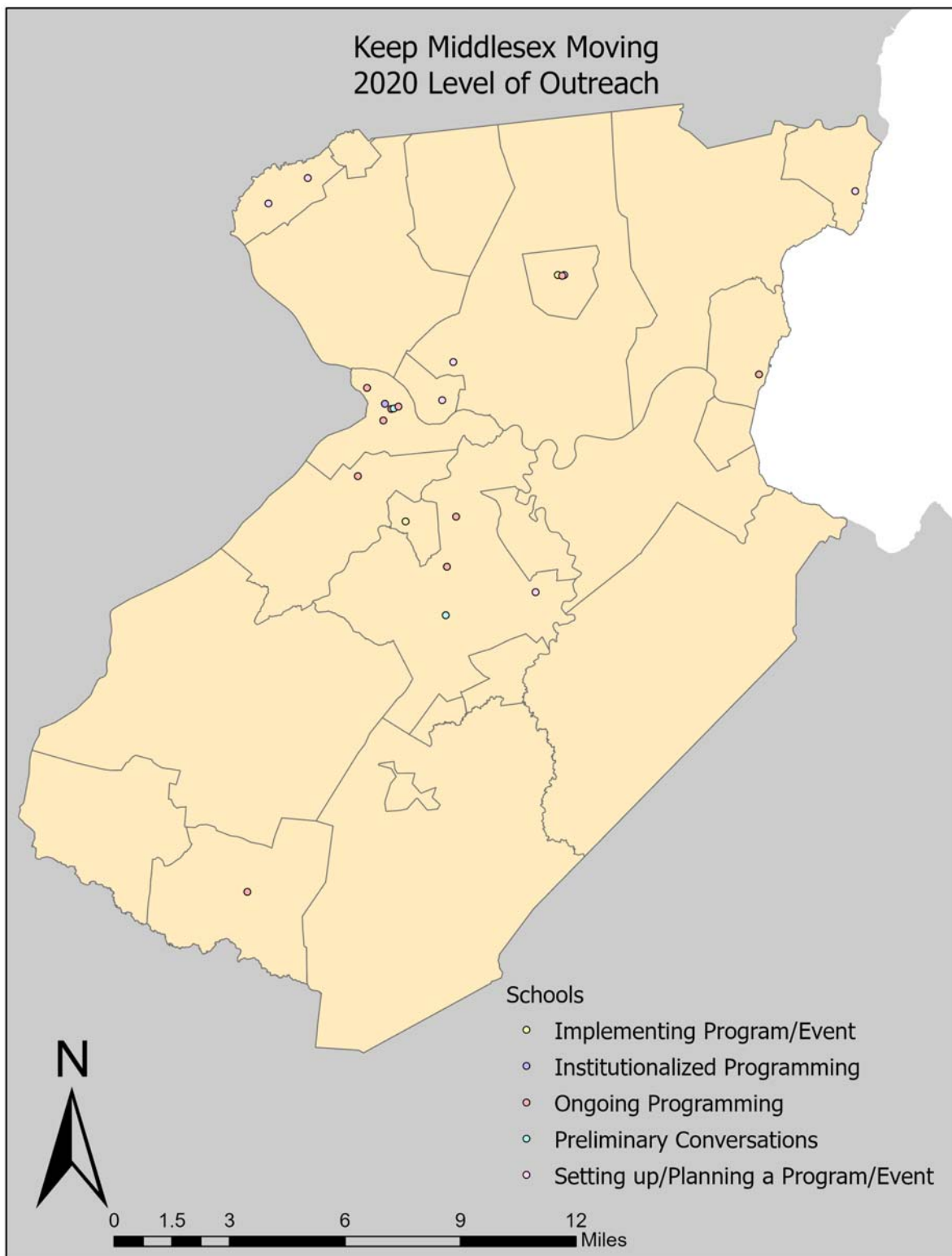
Keep Middlesex Moving Educational Events:

Type of Event	# of Events	2019	# of participants	# of events	2020	# of Participants
		# of events with on street/on foot component			# of events with on street/on foot component	
Bike Safety Lesson	18	0	3886	4	1	30
Pedestrian Safety Lesson	18	4	4375	3	1	22
Community Presentation	3	N/A	2604	1	N/A	10
Crossing Guard Appreciation	0	N/A	N/A	0	N/A	0
Other Educational Event	2	N/A	10	3	N/A	86

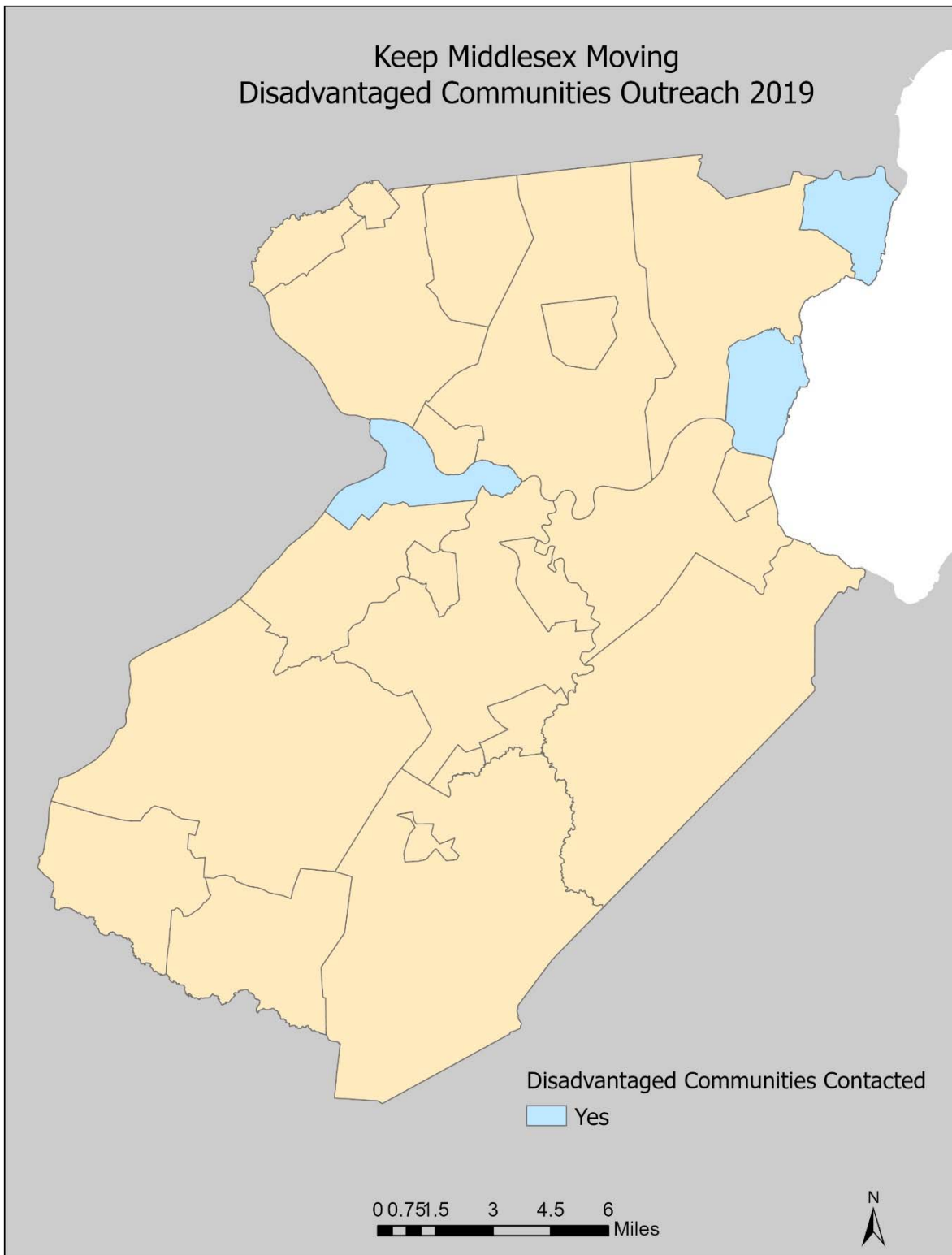
Keep Middlesex Moving Planning and Policy Activities:

Type of Project	2019		2020	
	# of Projects	# of Participants	# of Events	# of Participants
Walkability Assessment	0	0	0	0
Bikeability Assessment	0	0	0	0
School Travel Plan	0	N/A	0	N/A
Supportive Walk/Bike to School Policy	0	N/A	1	N/A
Complete Streets Resolution	0	N/A	0	N/A
Assistance with Infrastructure Funding Application	0	N/A	3	N/A
Safe Routes to School Recognition Program	4	N/A	1	N/A
Other Planning or Policy Activity	2	51	5	0

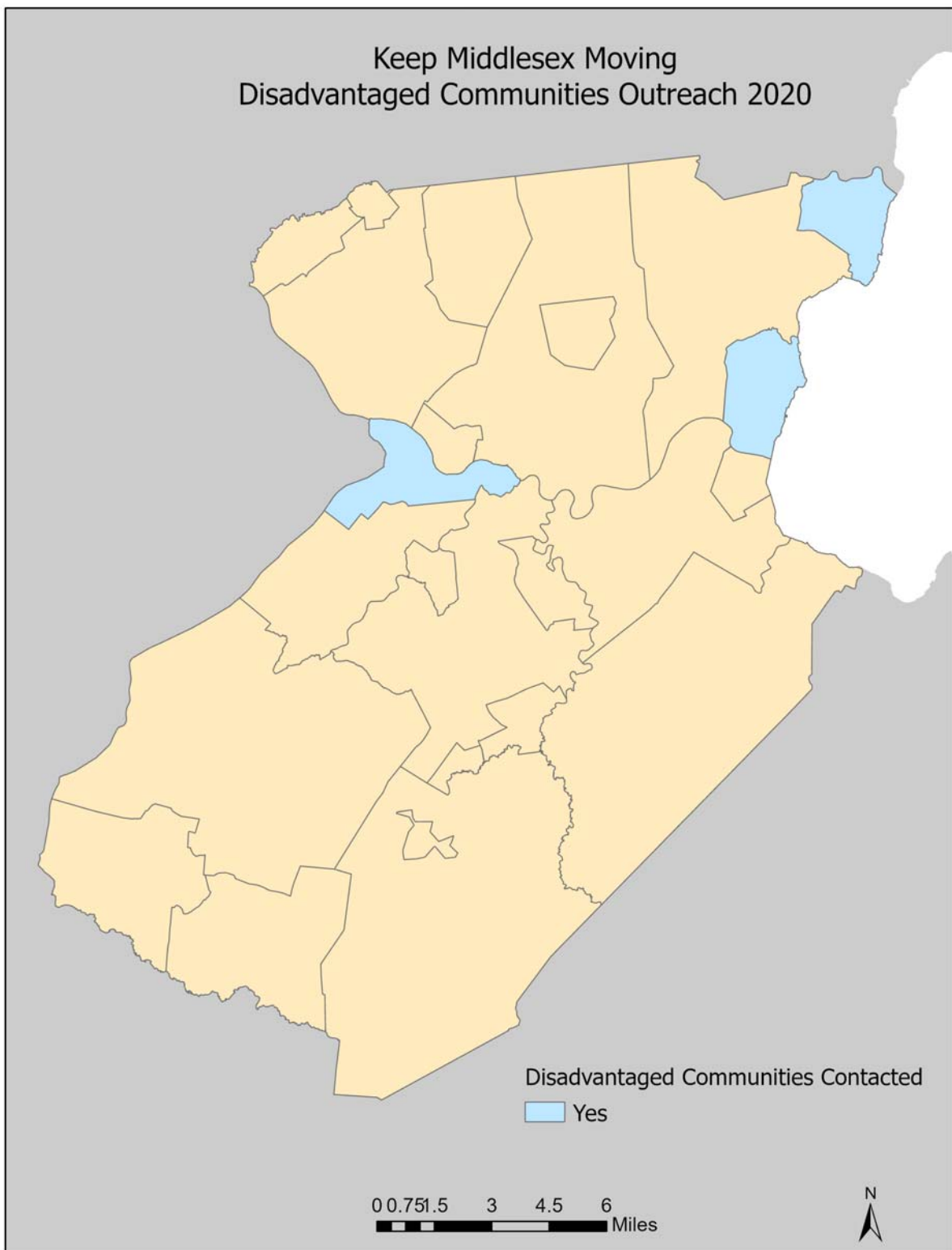




Keep Middlesex Moving
Disadvantaged Communities Outreach 2019



Keep Middlesex Moving
Disadvantaged Communities Outreach 2020



RideWise TMA

Observations

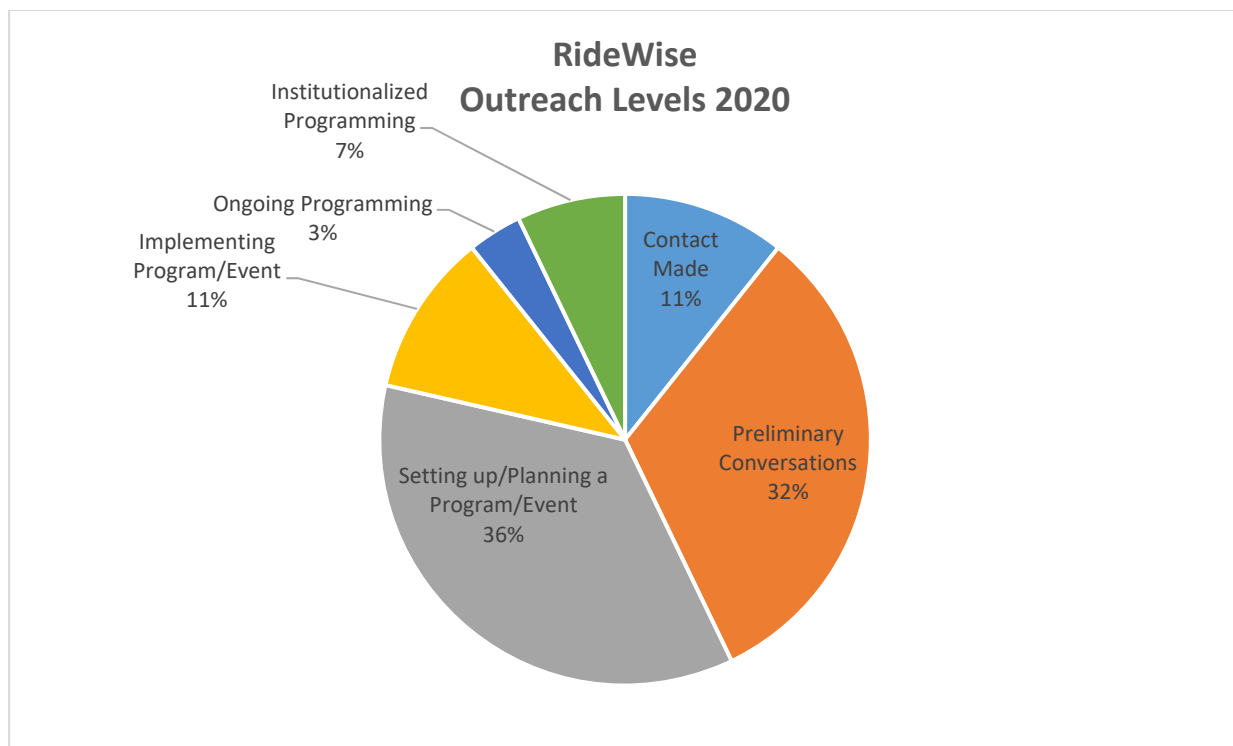
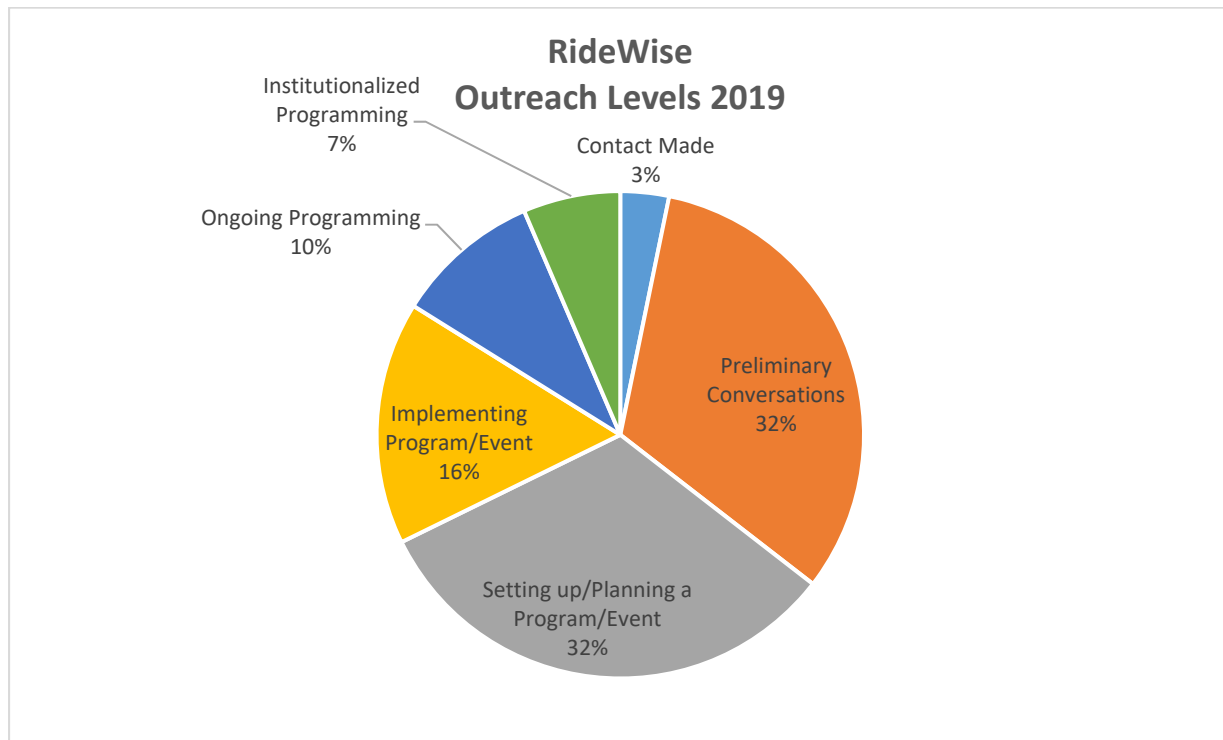
- Total number of communities contacted: 11 (2019), 11 (2020).
- Contacts at the District Level: 4 (2019), 4 (2020).
- Contacts at the School Level: 16 (2019), 9 (2020).
- Contacts at the Municipal Level: 7 (2019), 8 (2020).
- Contacts at any other Level: 3 (2019), 7 (2020)
- Total Contacts (all levels): 30 (2019), 28 (2020)
- Low Socioeconomic Status Communities contacted: 2 (2019), 2 (2020)
- Low Socioeconomic Status Communities not contacted:
2019: All Low Socioeconomic Status Communities contacted
2020: All Low Socioeconomic Status Communities contacted

Table of Contacted Municipalities

(* = Low Socioeconomic Status Community)

County	*	Municipality	2019	2020
Somerset		Bernards Twp.	2019	2020
Somerset		Bernardsville Boro	2019	2020
Somerset	*	Bound Brook Boro	2019	2020
Somerset		Bridgewater Twp.	2019	2020
Somerset		Green Brook Twp.	2019	2020
Somerset		Hillsborough Twp.	2019	2020
Somerset		Manville Boro	2019	2020
Somerset		North Plainfield Boro	2019	2020
Somerset		Raritan Boro	2019	2020
Somerset		Somerville Boro	2019	2020
Somerset	*	South Bound Brook Boro	2019	2020

Ridewise TMA Outreach Levels:



RideWise TMA Pedestrian and Bicycle Events

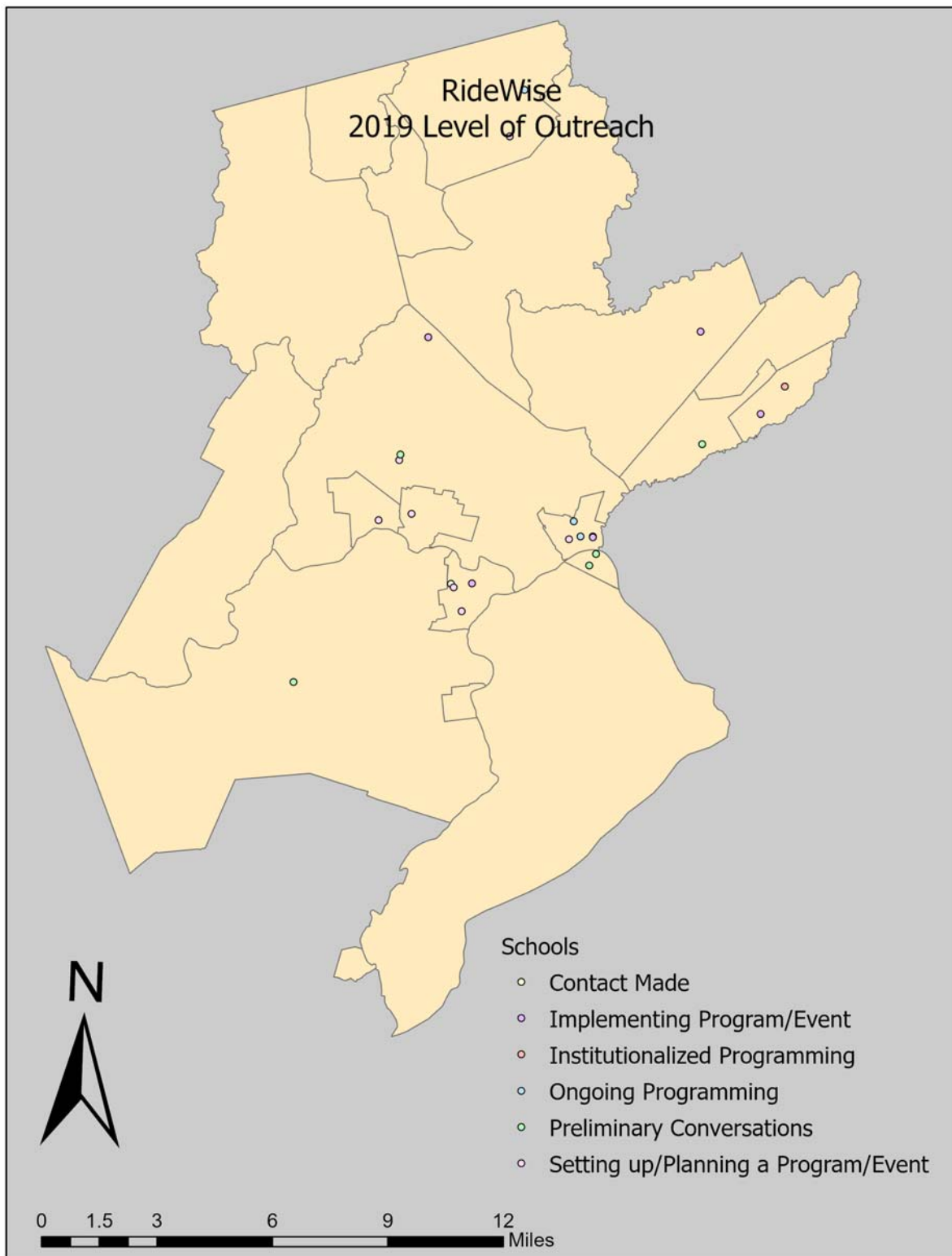
Type of Event	2019		2020	
	# of Events	# of Participants	# of Events	# of Participants
Walking School Bus	6	213	3	138
Bike Train	2	28	0	0
Walk to School Day	1	100	1	50
Bike to School Day	0	0	0	0
Bike Rodeo/Bike Clinic	1	35	1	25
Mileage Club or Contest	0	0	0	0
Other ped/bike event	0	0	2	14

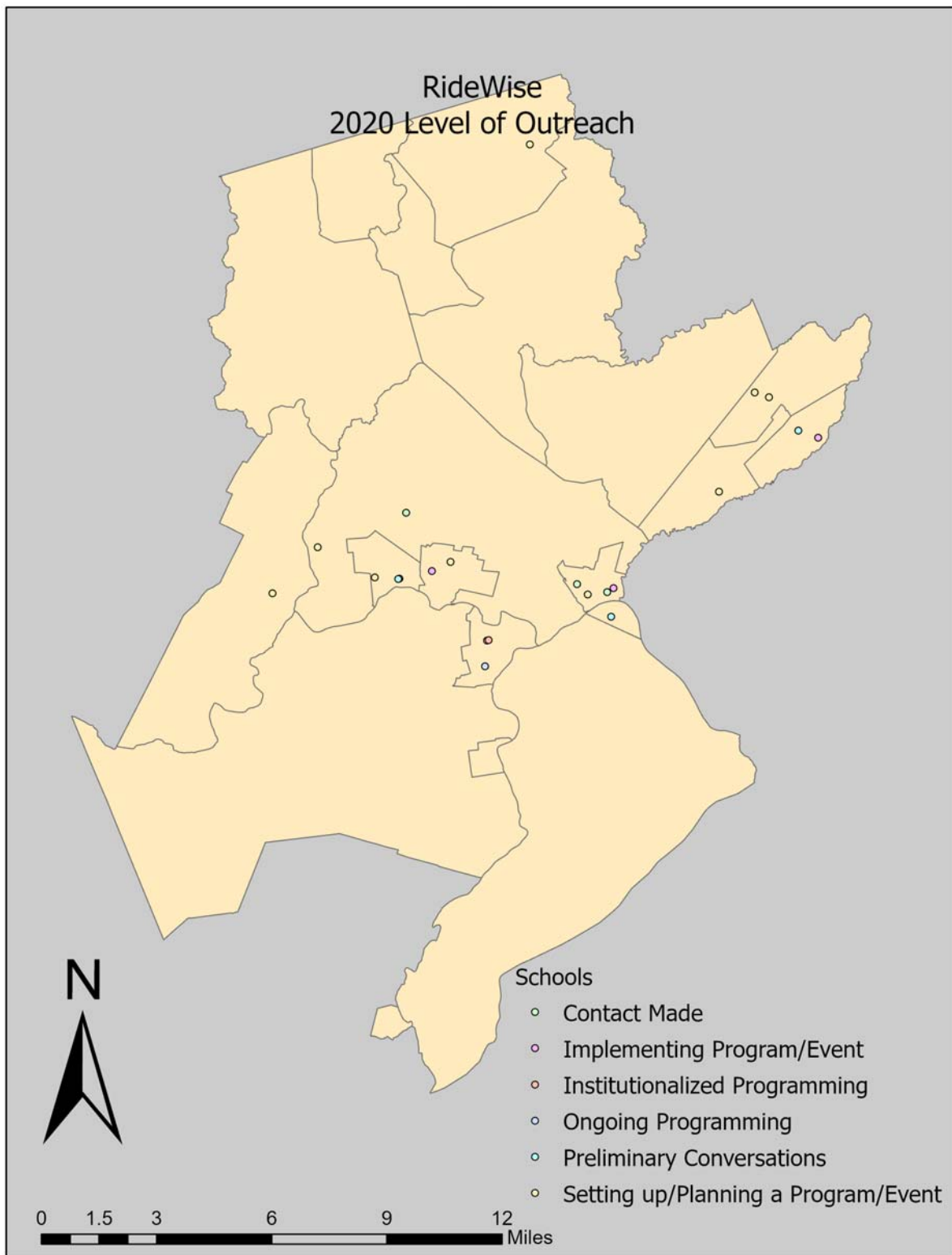
RideWise TMA Education Events:

Type of Event	# of Events	2019		# of events	2020	
		# of events with on street/on foot component	# of participants		# of events with on street/on foot component	# of Participants
Bike Safety Lesson	0	0	0	1	0	115
Pedestrian Safety Lesson	5	5	259	3	2	466
Community Presentation	0	N/A	0	0	N/A	0
Crossing Guard Appreciation	1	N/A	N/A	0	N/A	N/A
Other Educational Event	0	N/A	0	0	N/A	0

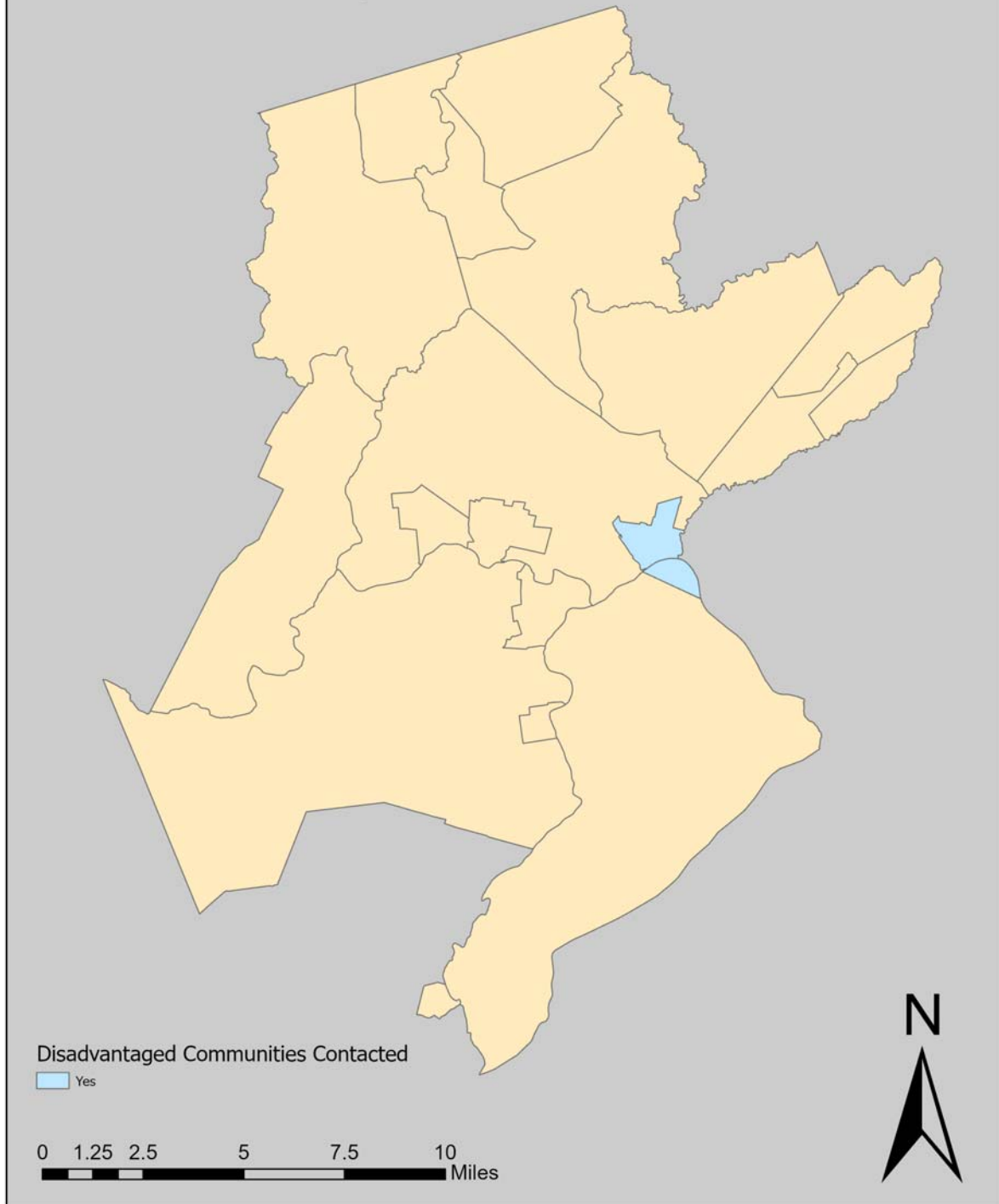
RideWise TMA Planning and Policy Activities:

Type of Project	2019		2020	
	# of Projects	# of Participants	# of Events	# of Participants
Walkability Assessment	1	9	0	0
Bikeability Assessment	0	0	0	0
School Travel Plan	0	N/A	0	N/A
Supportive Walk/Bike to School Policy	0	N/A	0	N/A
Complete Streets Resolution	0	N/A	0	N/A
Assistance with Infrastructure Funding Application	0	N/A	0	N/A
Safe Routes to School Recognition Program	0	N/A	1	N/A
Other Planning or Policy Activity	0	N/A	0	0

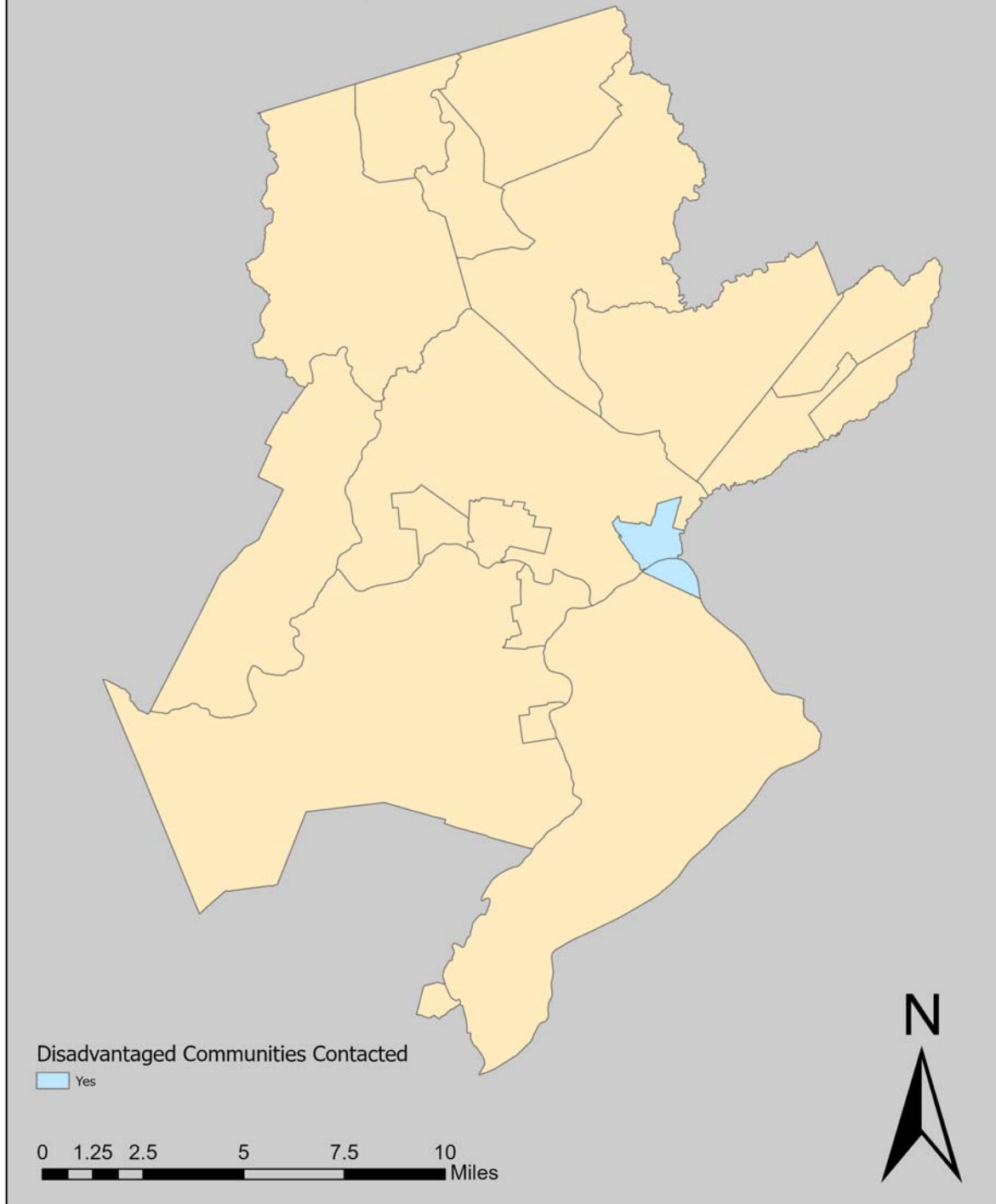




RideWise
Disadvantaged Communities Outreach 2019



RideWise
Disadvantaged Communities Outreach 2020



TransOptions TMA

Observations

- Total number of communities contacted: 33 (2019), 37 (2020).
- Contacts at the District Level: 11 (2019), 11 (2020).
- Contacts at the School Level: 31 (2019), 45 (2020).
- Contacts at the Municipal Level: 6 (2019), 11 (2020).
- Contacts at any other Level: 16 (2019), 13 (2020).
- Total Contacts (all levels): 64 (2019), 80 (2020).
- Low Socioeconomic Status Communities contacted: 0 (2019), 2 (2020).
- Low Socioeconomic Status Communities not contacted:
2019: Alpha, Dover, Montague Township, Phillipsburg.
2020: Dover, Phillipsburg.

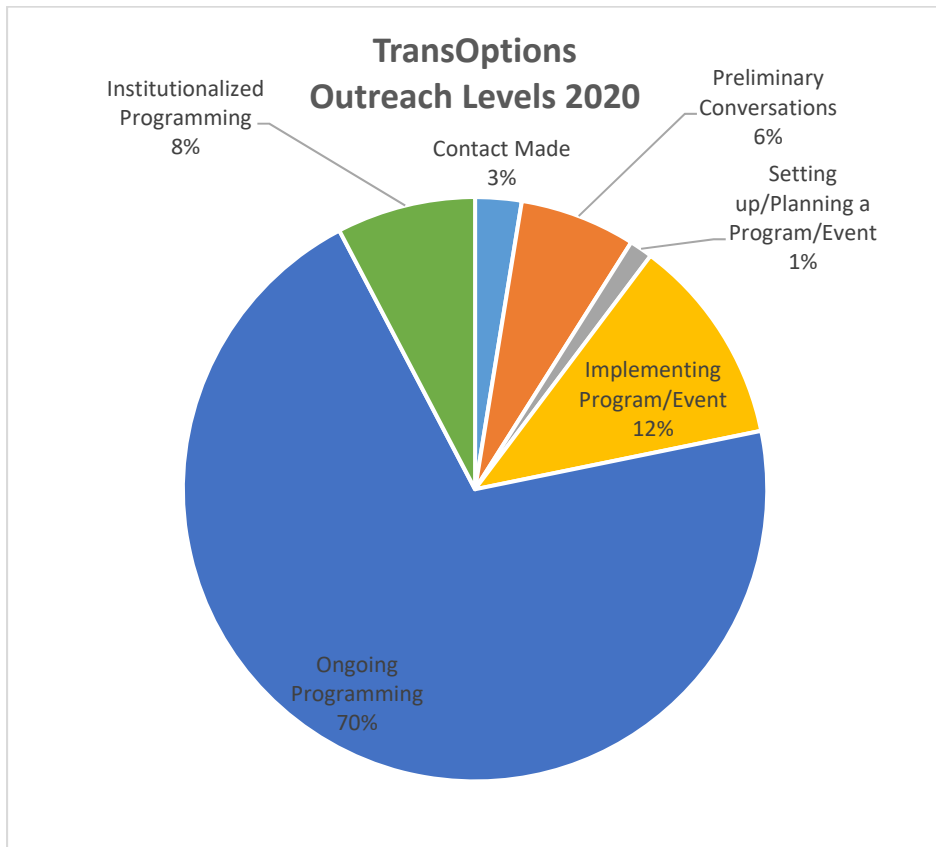
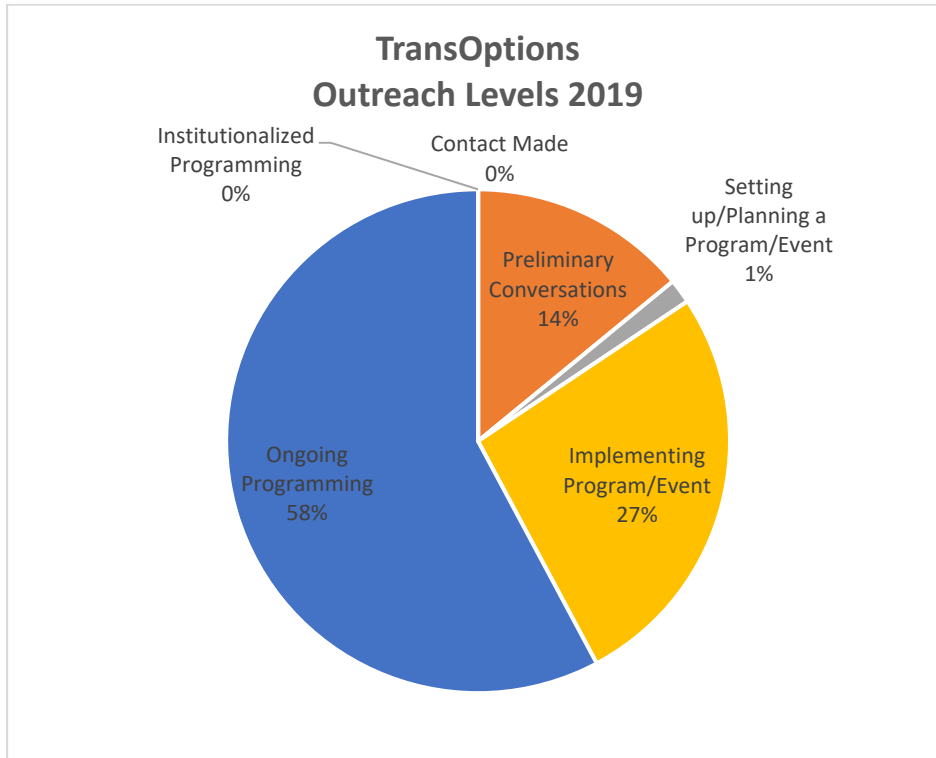
Table of Contacted Municipalities

(* = Low Socioeconomic Status Community)

County	*	Municipality	2019	2020
Essex		Fairfield Twp.	2019	
Essex		Livingston Twp.	2019	2020
Essex		Millburn Twp.	2019	2020
Essex		Roseland Boro	2019	
Essex		Short Hills		2020
Essex		West Caldwell Twp.		2020
Morris		Butler Boro	2019	2020
Morris		Chatham Boro	2019	2020
Morris		Chatham Twp.	2019	2020
Morris		Denville Twp.	2019	
Morris	*	Dover Town		2020
Morris		Hanover Twp.	2019	2020
Morris		Long Hill Twp.		2020
Morris		Madison Boro	2019	2020
Morris		Montville Twp.	2019	2020
Morris		Morris Plains Boro	2019	2020
Morris		Morristown Town	2019	2020
Morris		Mount Arlington Boro	2019	2020
Morris		Mount Olive Twp.	2019	2020
Morris		Mountain Lakes Boro	2019	
Morris		Netcong Boro	2019	2020

Morris	Parsippany-Troy Hills Twp.	2019	2020
Morris	Randolph Twp.		2020
Morris	Rockaway Twp.	2019	
Morris	Roxbury Twp.		2020
Morris	Wharton Boro	2019	2020
Passaic	Pompton Lakes Boro	2019	2020
Passaic	Wayne Twp.	2019	2020
Sussex	Frankford Twp.	2019	
Sussex	Franklin Boro	2019	2020
Sussex	Hamburg Boro		2020
Sussex	Hopatcong Boro	2019	2020
Sussex	Newton Town	2019	2020
Sussex	Ogdensburg Boro	2019	2020
Sussex	Sparta Twp.	2019	2020
Sussex	Stanhope Boro		2020
Sussex	Wantage Twp.	2019	
Union	Berkeley Heights Twp.	2019	2020
Union	New Providence Boro	2019	2020
Union	Summit City		2020
Warren	Hackettstown		2020
Warren	Oxford		2020
Warren	* Phillipsburg		2020
Warren	Washington Boro	2019	2020
Warren	Washington Twp.	2019	

TransOptions TMA Outreach Levels:



TransOptions TMA Pedestrian and Bicycle Events

Type of Event	2019		2020	
	# of Events	# of Participants	# of Events	# of Participants
Walking School Bus	2	120	0	0
Bike Train	0	0	0	0
Walk to School Day	11	2377	11	427
Bike to School Day	0	0	20	1492
Bike Rodeo/Bike Clinic	5	360	0	0
Mileage Club or Contest	0	0	12	170
Other ped/bike event	31	581	17	76

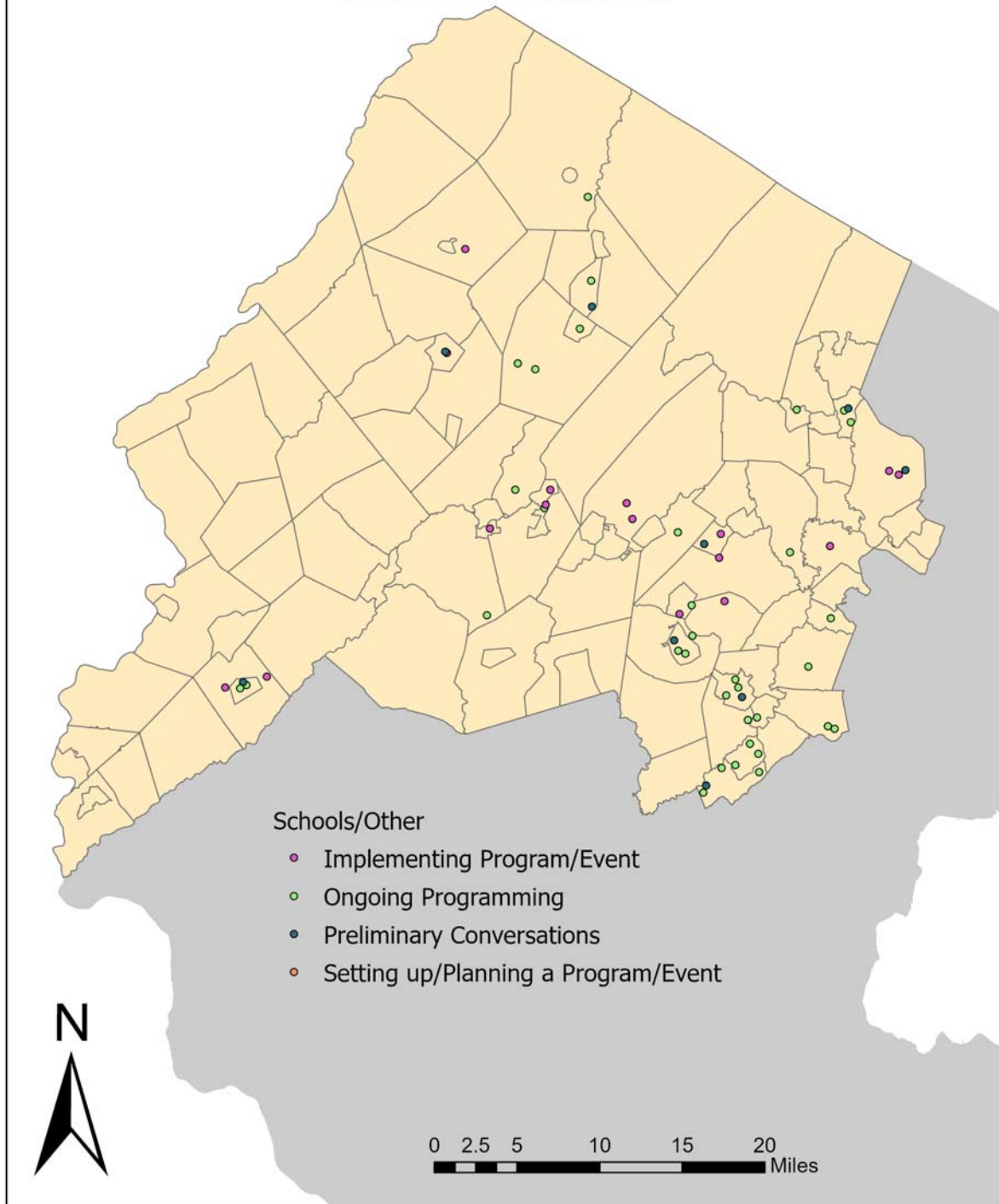
TransOptions TMA Educational Events

Type of Event	# of Events	2019	# of participants	# of events	2020	# of Participants
		# of events with on street/on foot component			# of events with on street/on foot component	
Bike Safety Lesson	9	1	454	8	7	200
Pedestrian Safety Lesson	23	15	1699	8	0	960
Community Presentation	0	N/A	0	0	N/A	0
Crossing Guard Appreciation	0	N/A	N/A	0	N/A	N/A
Other Educational Event	0	N/A	0	17	N/A	122

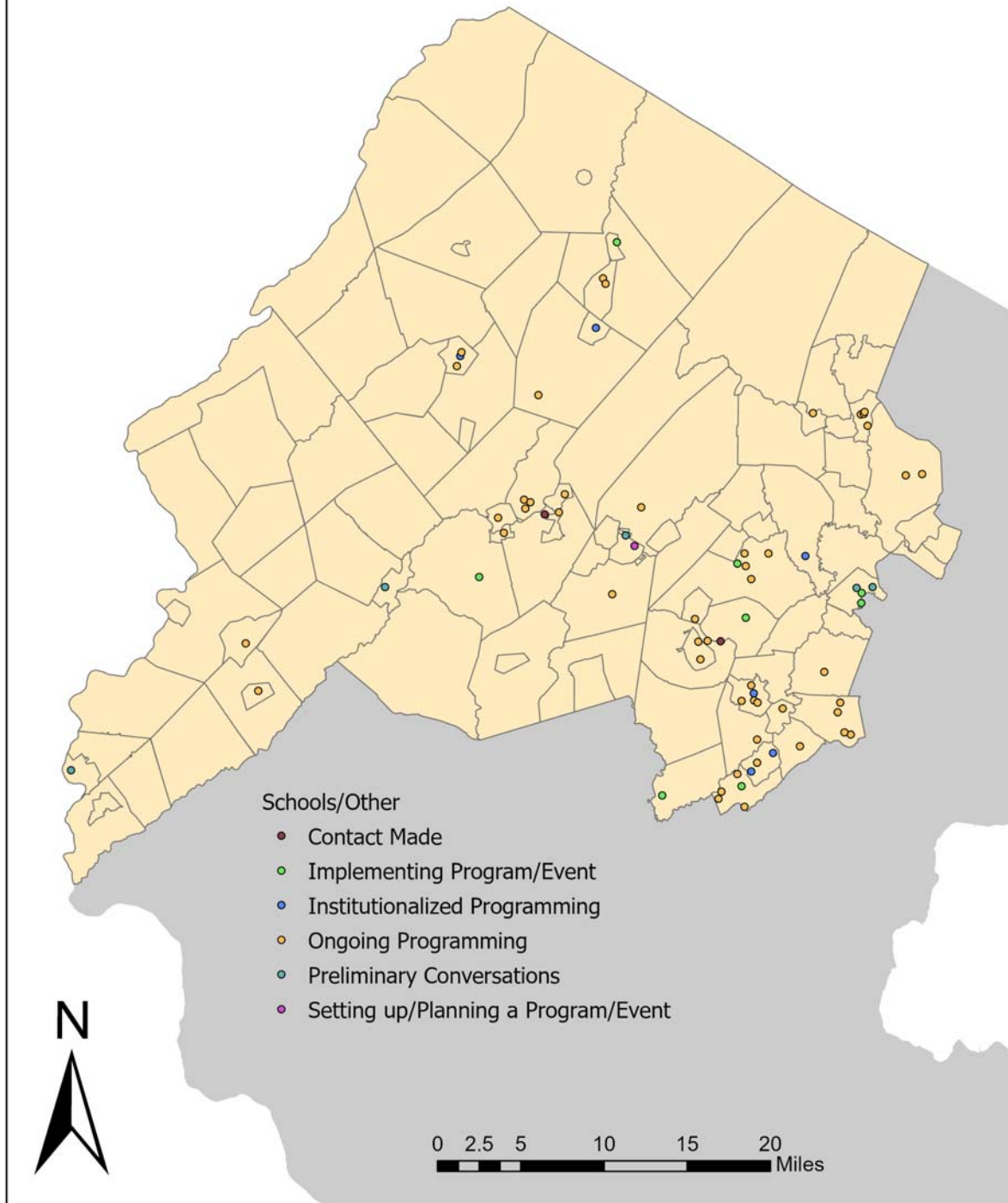
TransOptions TMA Planning and Policy Activities

Type of Project	2019		2020	
	# of Projects	# of Participants	# of Events	# of Participants
Walkability Assessment	2	40	0	0
Bikeability Assessment	0	0	0	0
School Travel Plan	1	N/A	2	N/A
Supportive Walk/Bike to School Policy	1	N/A	2	N/A
Complete Streets Resolution	0	N/A	0	N/A
Assistance with Infrastructure Funding Application	0	N/A	3	N/A
Safe Routes to School Recognition Program	3	N/A	33	N/A
Other Planning or Policy Activity	0	0	1	40

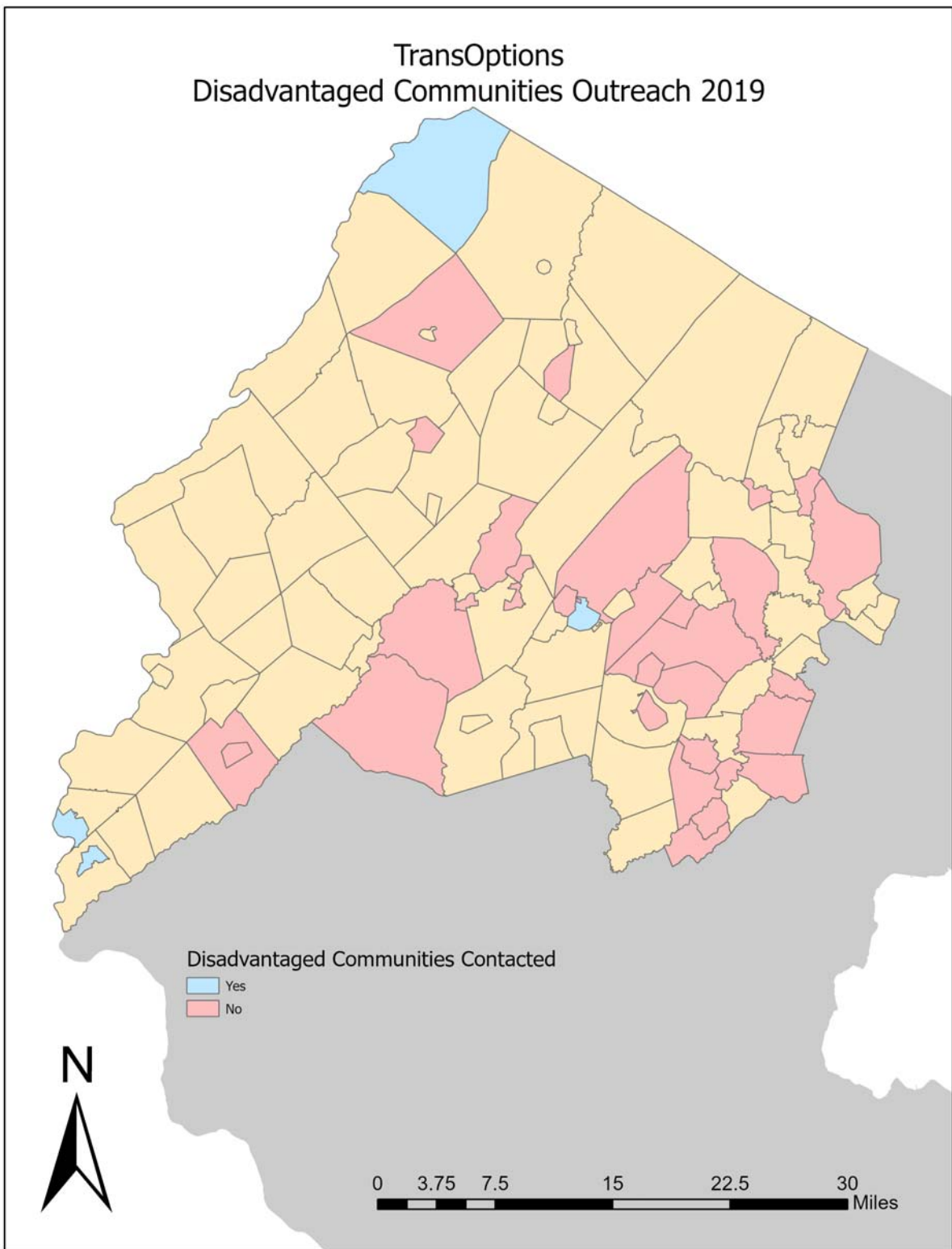
TransOptions 2019 Level of Outreach



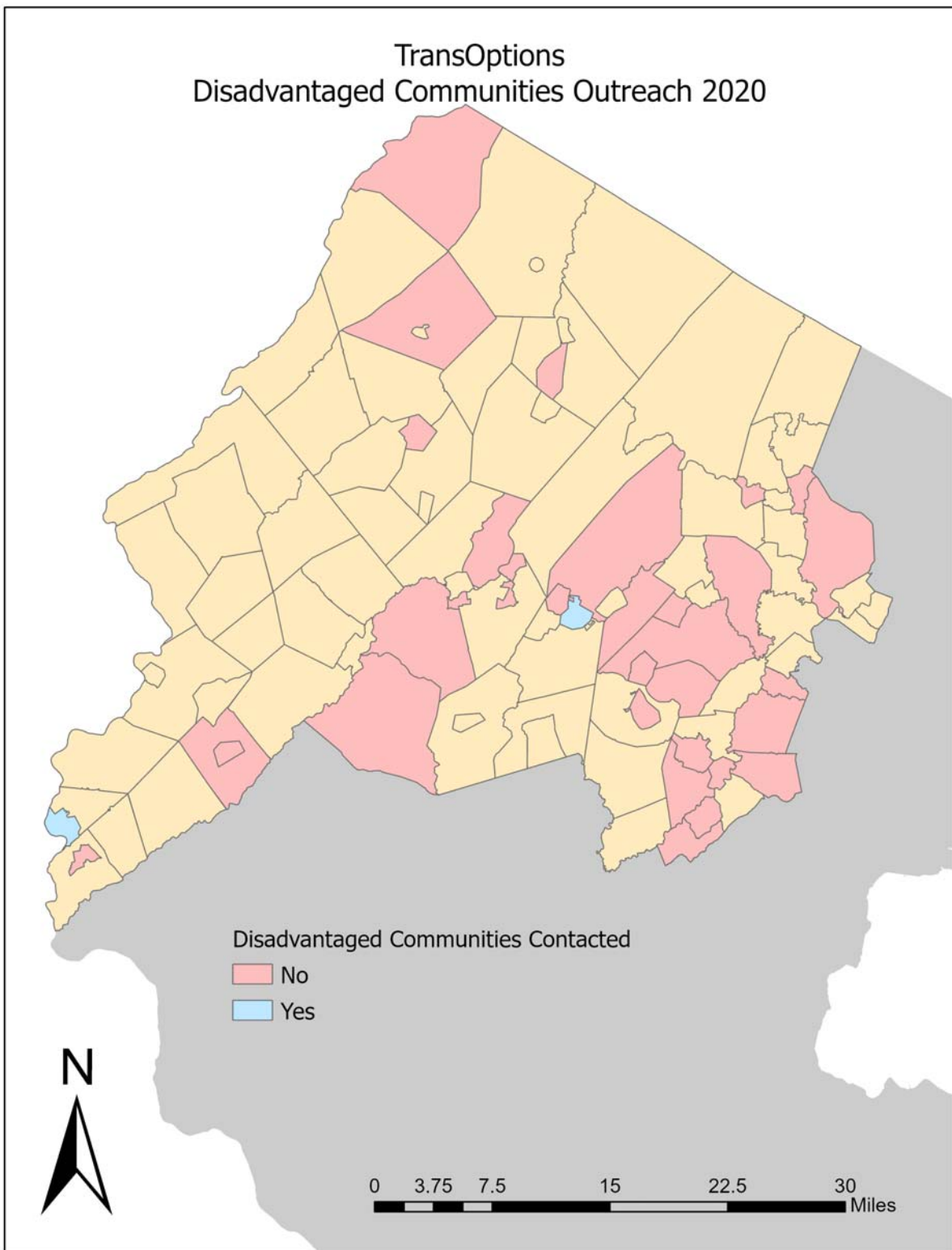
TransOptions 2020 Level of Outreach



TransOptions Disadvantaged Communities Outreach 2019



TransOptions
Disadvantaged Communities Outreach 2020



2. Training

To foster the use of best practices throughout the State, the NJ SRTS Resource Center develops, coordinates, and facilitates training programs for SRTS Regional Coordinators. These training opportunities offered throughout the year help to ensure that SRTS Regional Coordinators are well-informed about SRTS programming and help to establish consistency throughout the State. Training events offer opportunities for the SRTS Regional Coordinators to share their experiences and learn from one another through discussions to explore barriers and opportunities to SRTS program expansion, how to overcome the barriers and how to leverage the opportunities. Below is a description of trainings developed, based on priorities set by NJDOT, that were coordinated for TMA staff throughout 2019 and 2020.

2019 Trainings:

- **Peer-to-peer Learning Sessions**

In these sessions, each TMA is asked to provide a short overview of one of their TMAs successful SRTS initiatives. This can be a SRTS project, program, or something innovative you have come up with. This can also be a fresh approach to a common activity or a new partnership that has been especially fruitful. Presentations include information on how the project/program/partnership works, what went well and what didn't, what was learned, and what aspects are the most effective and why. This format provides an opportunity for Safe Routes Coordinators to benefit and learn from each other's experiences and an opportunity for them to seek specific feedback from other TMAs.

- **Sustainable Jersey Assistance**

Staff organized a learning opportunity where representatives from Sustainable Jersey and Sustainable Jersey for Schools discussed their programs and the coordination between the Sustainable Jersey and SRTS programs. Through a partnership, the NJ Safe Routes to School Recognition Program, Sustainable Jersey, and Sustainable Jersey for Schools certification programs all reward actions that help make communities more walkable and bikeable. Municipalities and Schools that meet the requirements for the NJ Safe Routes Recognition Program can also earn points toward Sustainable Jersey and Sustainable Jersey for Schools certification.

- **Complete and Green Streets Model Policy & Guide**

The Complete and Green Streets Model Policy & Guide is one-stop resource for New Jersey municipalities, counties, agencies, organizations, and advocates with an interest in implementing Complete Streets in their communities. The elements of this Model Complete Streets Policy sharpen the focus on implementing comprehensive Complete Streets policies, incorporating Green Streets and green stormwater infrastructure into Complete Streets projects and prioritizing health, equity and fairness in transportation expenditures and project selection. This training provided TMAs with an introduction to and overview of the Complete and Green

Streets Model Policy & Guide and how they can promote the Guide as a resource to partner communities and work with those communities to encourage better Complete Streets Policies.

- **Crossing Guard Training**

The NJ Crossing Guard Training and Resources Program provides research-based training and tools for crossing guards and the traffic safety officers who supervise them. During this training, staff discussed laws pertaining to crossing guards and crossing guard duties and expectations. The session also explored best practices techniques for crossing guards and available Crossing Guard tools and resources that TMAs can use in coordination with partner communities.

- **NJ Safe Routes Recognition Program**

The New Jersey Safe Routes Resource Center recognizes municipalities and schools (public, private, or charter) for their commitment to the Safe Routes program. Safe Routes Regional Coordinators can assist with nominations, or municipalities and schools can apply for recognition themselves. Nominees are asked to apply for recognition at one of four levels: First Step, Bronze, Silver, or Gold. This training thoroughly explores the requirements for each level of the program, necessary support documentation for each type of application, and the online application process.

- **New SRTS Coordinator Orientation and Training**

As TMA SRTS staff changes and expands, it's important to make sure that new staff members have the tools and knowledge necessary to coordinate SRTS programs in their service area. The trainings covered the organization of SRTS in New Jersey and the roles of various players; meetings, records of contact, and quarterly reports; SRTS electronic resources; and key points and resource review of important SRTS training materials. All new TMA staff who attended trainings were provided with a flash drive containing key training presentations and resources that have been developed throughout the life of the NJ SRTS program. In 2019, three New SRTS Coordinator Orientation and Training events were held.

2020 Trainings:

- **Roundtable Discussion – Remote Programming**

To facilitate timely updates to SRTS projects and programming in the face of online only learning due to the COVID-19 pandemic, staff facilitated a roundtable discussion to present and discuss information about Distance Learning Resources, Distance Learning Lesson Plans, and existing walking and bicycling safety videos that Safe Routes Coordinators could use. Following the initial roundtable discussion, ongoing discussions were included as a part of monthly Safe Routes Coordinator meetings to share information on potential SRTS Program adaptations and Modifications as well as changing or evolving needs to continue supporting walking and bicycling effectively.

- **Best Practices and Approaches for in-house Video Production**

Working with Civic Eye Collaborative, a training for TMA staff regarding best practices for in-house video production and editing was developed. The session included tips for recording, lighting, sound, developing content, and editing and producing short videos with limited time, resources, and experience.

- **Best practices for Livestreaming**

Working with Civic Eye Collaborative, a training for TMA staff regarding best practices for livestreaming developed. The training covered internet access and quality, camera needs, appropriate backgrounds and lighting, audio and microphone needs and set up, effective presenting techniques, the “pros and cons” of various platforms, and troubleshooting common issues.

- **TA Set-Aside Grant**

This training session provided TMAs with information about the Transportation Alternatives (TA) Set-Aside Program grant program and the application process. The session included an overview of Federal Aid programs and the TA Set-Aside Program, a detailed review of the TA Set-Aside application and grant requirements, an overview of the grant application process, and a review of grant Resources, tips and strategies that TMAs can promote to partners to help them make their grant applications stronger. In addition to the TA Set-Aside Program, other grants and funding opportunities for bicycle and pedestrian projects were also discussed.

- **NJ Safe Routes Recognition Program**

Due to restrictions imposed by the ongoing COVID-19 Pandemic, NJ Safe Routes Recognition Program requirements were adjusted to make sure that they remained achievable while distance learning and social distancing were in place. While the same basic requirements remained consistent, under the adjustment a broader category of events was considered with the goal of making requirements achievable, yet still challenging. I have attached two updated fliers as well as a document that explains the changes and adjustments that have been made. The 2020 training highlighted the changes while thoroughly exploring the requirements for each level of the program, necessary support documentation for each type of application, and the online application process.

- **New SRTS Coordinator Orientation and Training (4)**

As TMA SRTS staff changes and expands, it’s important to make sure that new staff members have the tools and knowledge necessary to coordinate SRTS programs in their service area. The trainings covered the organization of SRTS in New Jersey and the roles of various players; meetings, records of contact, and quarterly reports; SRTS electronic resources; and key points and resource review of important SRTS training materials. All new TMA staff who attended trainings were provided with a link to a Rutgers Box file containing key training presentations and resources that have been developed throughout the life of the NJ SRTS program. In 2020, four New SRTS Coordinator Orientation and Training events were held.

3. Performance Measures

The NJ SRTS Strategic Plan Update identified a mission and vision for the program as well as goals and performance measures to reflect the growth and success of the program.

The NJ SRTS goals include:

- **Goal 1:** Educate and encourage students, parents, community members, schools, enforcement agencies, and municipalities to enhance their knowledge of safe walking and bicycling practices, increase the level-of-comfort with walking and bicycling to school, and improve the rates of walking and bicycling to school.
- **Goal 2:** Improve the health of school populations, communities, and the environment.
- **Goal 3:** Nurture strong partnerships and empower a network of leaders around the state to advocate for actions and policies that encourage SRTS.
- **Goal 4:** Promote and implement engineering strategies to support the SRTS program.
- **Goal 5:** Create and provide state-of-the-art tools, resources, and research to further SRTS.
- **Goal 6:** Sustain the SRTS program into the future, even in the face of uncertain funding.
- **Goal 7:** Monitor and evaluate the SRTS program's reach and effectiveness.

A total of 52 performance measures for these Goals were identified. Sources for this data include Transportation Management Associations, the New Jersey Bicycle and Pedestrian Resource Center, Sustainable Jersey, NJDOT, and VTC. VTC organized the performance measures into four categories:

- (1) Those measures currently monitored;
- (2) Measures requiring minimal additional effort to gather information;
- (3) Measures that would be assessed through a short term project; and
- (4) Measures requiring development of a new study.

For this update report, five performance measures of those currently monitored were tabulated and reported on the spreadsheet for 2019 & 2020 (see Page 82) to reflect the integration of SRTS and related goals in municipalities across NJ as indicated in the sheet. NJ SRTS Recognition Program recipients, both schools and municipalities that have attained Gold, Silver and Bronze status are also reflected on page 88. School Travel Plans that have been reviewed and approved by NJDOT are reflected on page 99. School Travel Plans completed within five years are considered current; those older than five years are no longer current and must be updated. School Arrival and Departure Travel Tallies on page 104 are listed for each school that has submitted data within the past two years which is considered current by NJDOT.

SRTS Performance Measures By Municipality - as of December 2020

Municipality	County	Complete Streets Policy Adoption	Sustainable Jersey Points Adopt Complete Streets	Sustainable Jersey Points for Implement Complete Streets	Sustainable Jersey Points for SRTS Action	SRTS Infrastructure Grantees
Allendale Borough	Bergen					2007
Alpha Borough	Warren					2009, 2012
Asbury Park	Monmouth	2015	x		x	2018
Atlantic City	Atlantic	2011				
Bay Head Borough	Ocean	2016			x	2016
Bayonne City	Hudson					2008
Bedminster Township	Somerset	2012				
Berkeley Heights Twp	Union				x	
Bergenfield Borough	Bergen	2013				2012
Bernardsville Borough	Somerset	2020				2007
Blairstown Township	Warren					2009
Bloomfield Township	Essex	2011				2009
Bloomsbury Borough	Hunterdon					2012
Boonton Town	Morris					2012
Bordentown	Burlington	2019	x			
Bound Brook Borough	Somerset	2015				
Bradley Beach	Monmouth	2019				
Brick Township	Ocean				x	2007, 2012
Bridgeton City	Cumberland					2009
Bridgewater Township	Somerset	2017				
Brigantine City	Atlantic	2013				2007
Buena Borough	Atlantic	2014				
Burlington City	Burlington	2016				2007
Caldwell Borough	Essex	2014			x	
Califon Borough	Hunterdon	2012				
Camden City	Camden	2013				2014
Cape May City	Cape May	2012	x	x	x	2014
Chatham Borough	Morris	2012	x		x	2012, 2018
Chatham Township	Morris					2014, 2016
Cherry Hill	Camden	2014				
Chesilhurst Borough	Camden					2008
Chester Township	Morris	2013				
Clayton Borough	Gloucester					2009
Clifton City	Passaic					2009
Clinton Town	Hunterdon				x	2008
Closter Borough	Bergen					2009
Collingswood Borough	Camden		x			2014
Cranbury Township	Middlesex					2012
Cranford Township	Union	2013			x	2007, 2008

Disadvantaged communities are indicated in bold

SRTS Performance Measures By Municipality - as of December 2020

Municipality	County	Complete Streets Policy Adoption	Sustainable Jersey Points Adopt Complete Streets	Sustainable Jersey Points for Implement Complete Streets	Sustainable Jersey Points for SRTS Action	SRTS Infrastructure Grantees
Demarest Borough	Bergen				x	2008
Denville Township	Morris	2010				
Dover Town	Morris	2012				
Downe Township	Cumberland	2013				
East Amwell	Hunterdon	2015				
East Brunswick	Middlesex				x	
Eastampton Township	Burlington					2016
East Greenwich Township	Gloucester					2009
East Orange City	Essex	2013				
East Windsor Township	Mercer	2014			x	
Eatontown	Monmouth	2019	x			
Edgewater Park	Burlington					2012
Egg Harbor City	Atlantic	2012			x	2012
Elizabeth City	Union	2014			x	
Elmer Borough	Salem					2008
Emerson Borough	Bergen	2010				
Englewood City	Bergen					2014
Ewing Township	Mercer	2014				
Fair Haven Borough	Monmouth	2012				
Fanwood Borough	Union	2014				2014
Far Hills	Somerset	2014				
Flemington Borough	Hunterdon	2013				
Fort Lee Borough	Bergen	2012				2008
Franklin Borough	Sussex					2014
Franklin Township	Somerset	2019				
Franklin Township	Hunterdon	2014				
Franklin Township	Warren					2009
Freehold Borough	Monmouth	2012				2009
Frenchtown Borough	Hunterdon	2011			x	2016
Galloway Township	Atlantic					2012
Garfield City	Bergen	2014				2012, 2014
Garwood Borough	Union					2008
Gibbsboro	Camden		x		x	
Glassboro	Gloucester	2012	x			
Glen Ridge Borough	Essex	2012			x	
Gloucester City	Camden					2016
Gloucester Township	Camden	2012				
Greenwich Township	Warren					2007, 2009
Hackensack City	Bergen	2012				

Disadvantaged communities are indicated in bold

SRTS Performance Measures By Municipality - as of December 2020

Municipality	County	Complete Streets Policy Adoption	Sustainable Jersey Points Adopt Complete Streets	Sustainable Jersey Points for Implement Complete Streets	Sustainable Jersey Points for SRTS Action	SRTS Infrastructure Grantees
Hackettstown Town	Warren	2012				
Haddon Heights	Camden	2014			x	
Haddonfield Borough	Camden					2007, 2012
Hamilton Township	Mercer	2015				2012, 2018
Hammonton Town	Atlantic	2013				2018
Hanover Township	Morris				x	
Harvey Cedars Borough	Ocean	2011				
Hasbrouck Heights	Bergen					2009
Haworth Borough	Bergen	2019				
Hazlet Township	Monmouth					2009
High Bridge Borough	Hunterdon				x	2018
Highland Park Borough	Middlesex	2013			x	2014, 2016, 2018
Highlands Borough	Monmouth				x	2018
Hightstown Borough	Mercer	2014				2009, 2014
Hillsborough Township	Somerset	2014				
Hoboken City	Hudson	2010				
Hopatcong Borough	Sussex	2012				
Hopewell Borough	Mercer	2012				
Hopewell Township	Mercer	2014				
Irvington Township	Essex	2012			x	
Island Heights	Ocean					2014
Jamesburg Borough	Middlesex					2007
Jersey City	Hudson	2011				2008, 2012
Lacey Township	Ocean	2012				
Lakewood Township	Ocean	2013				
Lambertville City	Hunterdon	2012				
Lawrence Township	Mercer	2019	x		x	
Lincoln Park Borough	Morris					2012
Linden City	Union	2013				2014
Lindenwold Borough	Camden					2012
Linwood City	Atlantic	2011				2009
Little Egg Harbor	Ocean					2008
Livingston Township	Essex	2014				
Long Branch City	Monmouth	2014				2018
Long Hill Township	Morris	2012				
Lopatcong Township	Warren					2016
Lower Alloways Creek	Salem	2019	x			
Lumberton Township	Burlington					2007
Madison Borough	Morris	2012			x	2009

Disadvantaged communities are indicated in bold

SRTS Performance Measures By Municipality - as of December 2020

Municipality	County	Complete Streets Policy Adoption	Sustainable Jersey Points Adopt Complete Streets	Sustainable Jersey Points for Implement Complete Streets	Sustainable Jersey Points for SRTS Action	SRTS Infrastructure Grantees
Magnolia Borough	Camden					2008
Manasquan	Monmouth					2014
Mantua Township	Gloucester	2012				
Manville Borough	Somerset	2014				
Maple Shade Township	Burlington					2009, 2016
Maplewood Township	Essex	2012				2014
Margate City	Atlantic	2013			x	2016
Maywood Borough	Bergen	2011			x	
Medford Township	Burlington	2012				
Metuchen Borough	Middlesex	2013			x	2014
Middle Township	Cape May	2012				
Middlesex	Middlesex					2014
Middletown Township	Monmouth					2018
Milford Borough	Hunterdon					2008
Millburn Township	Essex	2014				
Milltown Borough	Middlesex				x	
Mine Hill Township	Morris					2009, 2012, 2014
Monroe Township	Gloucester	2015			x	
Montclair Township	Essex	2009			x	2007, 2009
Montgomery Township	Somerset	2012				
Montvale Borough	Bergen	2013				2012
Moorestown	Burlington	2015				
Morristown Town	Morris	2012				2012
Mount Arlington Borough	Morris	2012				
Mount Holly Township	Burlington		x		x	2009
Mountain Lakes Borough	Morris				x	
National Park Borough	Gloucester				x	2018
Neptune Township	Monmouth					2007
Netcong Borough	Morris	2010				2007, 2016
New Brunswick City	Middlesex	2012			x	2008
New Milford	Bergen	2014				
New Providence Borough	Union	2013			x	2008, 2016, 2018
Newark City	Essex	2012			x	2009, 2018
Newton Town	Sussex					2007, 2012
North Brunswick Township	Middlesex					2009
North Caldwell Borough	Essex					2009
North Wildwood City	Cape May	2012				2007
Northfield City	Atlantic	2015				x

Disadvantaged communities are indicated in bold

SRTS Performance Measures By Municipality - as of December 2020

Municipality	County	Complete Streets Policy Adoption	Sustainable Jersey Points Adopt Complete Streets	Sustainable Jersey Points for Implement Complete Streets	Sustainable Jersey Points for SRTS Action	SRTS Infrastructure Grantees
Northvale	Bergen	2013				
Nutley Township	Essex					2012
Oakland Borough	Bergen					2014
Ocean City	Cape May	2011			x	
Ogdensburg Borough	Sussex					2008
Orange Township City	Essex	2011				2018
Oxford Township	Warren					2008
Palisades Park Borough	Bergen					2012
Parsippany Troy-Hills	Morris					2009
Pemberton Township	Burlington	2016				2016
Pennington Borough	Mercer	2014				2009
Perth Amboy City	Middlesex	2013				
Pitman Borough	Gloucester				x	2007
Plaifield	Union					2016
Plainsboro Township	Middlesex	2013				
Pleasantville City	Atlantic	2011				
Point Pleasant Beach	Ocean	2013			x	
Point Pleasant Borough	Ocean	2011				
Pompton Lakes	Passaic	2019	x		x	
Princeton Township	Mercer	2012			x	2014, 2018
Ramsey Borough	Bergen	2017				
Randolph	Morris	2012				
Raritan Borough	Somerset	2011				
Raritan Township	Hunterdon	2013			x	2008
Red Bank Borough	Monmouth	2010	x		x	
Ridgewood Village	Bergen	2011				2009, 2016
River Edge Borough	Bergen	2012				2014
Riverton Borough	Burlington					2008
River Vale Township	Bergen	2015				
Robbinsville	Mercer	2014				
Rocky Hill	Mercer	2019				
Roselle Borough	Union	2013				2007
Roselle Park Borough	Union		x		x	2009
Rutherford Borough	Bergen	2011			x	2016
Sea Bright	Monmouth	2013				
Secaucus Town	Hudson	2013				
Shrewsbury Borough	Monmouth				x	
Somers Point	Atlantic	2012			x	
Somerville Borough	Somerset	2015				2007, 2016

Disadvantaged communities are indicated in bold

SRTS Performance Measures By Municipality - as of December 2020

Municipality	County	Complete Streets Policy Adoption	Sustainable Jersey Points Adopt Complete Streets	Sustainable Jersey Points for Implement Complete Streets	Sustainable Jersey Points for SRTS Action	SRTS Infrastructure Grantees
South Brunswick	Middlesex	2014				
South Orange	Essex	2012				
Southampton Township	Burlington					2014
Summit City	Union	2014				
Tenafly Borough	Bergen	2014				2012, 2014
Toms River Township	Ocean	2012				
Trenton City	Mercer	2012			x	
Union Beach Borough	Monmouth					2008
Union City	Hudson	2013				
Upper Township	Cape May	2019	x			
Ventnor City	Atlantic					2018
Vineland City	Cumberland	2011	x		x	2014
Voorhees Township	Camden	2016	x	x	x	2012, 2018
Wayne Township	Passaic					2009
Westampton	Burlington	2012				
Westfield Town	Union	2013				2007
West Cape May Borough	Cape May					2018
West New York Town	Hudson					2008
West Orange Township	Essex	2013			x	
West Windsor Township	Mercer	2010				
Westwood Borough	Bergen				x	2018
Wharton Borough	Morris					2007, 2014
Wildwood City	Cape May	2013				
Winslow Township	Camden	2016	x		x	
Woodbine Borough	Cape May	2012	x		x	2009
Woodbridge Township	Middlesex	2011			x	
Woodbury City	Gloucester	2012				
Woodstown	Salem	2016				2016
Woolwich Township	Gloucester	2013	x		x	
Washington Township	Bergen	2019				

*Disadvantaged communities are indicated in **bold***

NJ SRTS Recognition Program Gold Level Winners

County	Municipality	Name of Winner	School/Municipality	Year Awarded
Bergen	Leonia	Leonia	Municipality	2019
Bergen	Maywood	Maywood	Municipality	2019
Bergen	Rutherford	Rutherford	Municipality	2019
Bergen	Washington	Jessie F George Elementary School	School	2019
Bergen	Washington	Washington Elementary School	School	2019
Bergen	Westwood	Westwood Regional Middle School	School	2019
Bergen	Fair Lawn	Henry B. Milnes Elementary School	School	2020
Bergen	Fair Lawn	John A. Forrest Elementary School	School	2020
Bergen	Fair Lawn	Lyncrest Elementary School	School	2020
Bergen	Fair Lawn	Memorial Middle School	School	2020
Bergen	Fair Lawn	Thomas Jefferson Middle School	School	2020
Bergen	Fair Lawn	Warren Point Elementary School	School	2020
Bergen	Fair Lawn	Westmoreland Elementary School	School	2020
Bergen	Leonia	Leonia Middle School	School	2020
Bergen	Ramsey	Mary A. Hubbard School	School	2020
Bergen	Washington	Jessie F. George Elementary School	School	2020
Bergen	Cresskill	Edward H Bryan School	School	2020
Bergen	Fair Lawn	Radburn Elementary School	School	2020
Bergen	Fair Lawn	Fair Lawn Borough	Municipality	2020
Camden	Haddon Heights	Atlantic Avenue Elementary School	School	2019
Camden	Haddon Heights	Glenview Avenue Elementary School	School	2020
Camden	Haddon Heights	Seventh Avenue Elementary School	School	2020
Essex	Bloomfield	Watsessing School	School	2019
Essex	Millburn	Millburn Middle School	School	2019
Essex	Millburn	South Mountain Elementary School	School	2019
Essex	Millburn	Washington School	School	2019
Essex	Millburn	Wyoming Elementary School	School	2019
Essex	Orange	Forest Street Elementary School	School	2019
Essex	Orange	Orange Township	Municipality	2019
Essex	Orange	Rosa Parks Central Community	School	2019
Essex	Short Hills	Deerfield Elementary School	School	2019
Essex	Short Hills	Glenwood Elementary School	School	2019
Essex	Short Hills	Hartshorn Elementary School	School	2019
Essex	West Orange	Kelly Elementary School	School	2019
Essex	West Orange	West Orange Township	Municipality	2019
Essex	Caldwell	Caldwell Borough	Municipality	2020
Essex	Caldwell	Grover Cleveland Middle School	School	2020
Essex	Irvington	Berkeley Terrace Elementary School	School	2020
Essex	Irvington	Irvington Township	Municipality	2020
Essex	Irvington	Madison Avenue School	School	2020
Essex	Irvington	Mount Vernon Avenue Elementary	School	2020
Essex	Irvington	Grove Street Elementary School	School	2020
Essex	Irvington	University Elementary School	School	2020
Essex	West Orange	Redwood Elementary School	School	2020
Essex	Caldwell	Caldwell Borough	Municipality	2020
Essex	Irvington	Florence Avenue Elementary School	School	2020
Essex	Irvington	Chancellor Avenue Elementary	School	2020
Essex	Verona	F.N. Brown Elementary School	School	2020
Hudson	Bayonne	Horace Mann Community School	School	2020
Hudson	Jersey City	Charles E. Trefurt School/PS#8	School	2020
Hudson	Jersey City	Dr. Maya Angelou School/PS#20	School	2020

NJ SRTS Recognition Program Gold Level Winners

County	Municipality	Name of Winner	School/Municipality	Year Awarded
Hudson	Jersey City	Nicolaus Copernicus School/PS#25	School	2020
Hudson	Jersey City	Whitney M Young School	School	2020
Hunterdon	Califon	Califon Public School	School	2019
Hunterdon	Flemington	Reading- Fleming Intermediate School	School	2019
Hunterdon	Frenchtown	Frenchtown Elementary School	School	2019
Hunterdon	Lambertville	Lambertville Public School	School	2019
Hunterdon	Lebanon	Lebanon Borough School	School	2019
Hunterdon	Bloomsbury	Bloomsbury Elementary School	School	2020
Hunterdon	Clinton	Clinton Public School	School	2020
Mercer	Lawrence	Lawrence Township	Municipality	2019
Mercer	Princeton	Princeton	Municipality	2019
Mercer	Trenton	Trenton	Municipality	2019
Mercer	Princeton	John Witherspoon Middle School	School	2020
Mercer	Princeton	Johnson Park School	School	2020
Mercer	Princeton	Riverside Elementary School	School	2020
Middlesex	Highland Park	Bartle Elementary School	School	2020
Middlesex	Highland Park	Highland Park Borough	Municipality	2020
Middlesex	Highland Park	Highland Park Middle School	School	2020
Middlesex	Highland Park	Irving Primary School	School	2020
Monmouth	Allentown	Newell Elementary School	School	2019
Monmouth	Long Branch	George L. Catrambone School	School	2019
Monmouth	Freehold Borough	Freehold Borough	Municipality	2020
Monmouth	Freehold Borough	Park Avenue Elementary School	School	2020
Monmouth	Eatontown	Eatontown Borough	Municipality	2020
Monmouth	Farmingdale	Farmingdale School	School	2020
Monmouth	Long Branch	Joseph M. Ferraina School	School	2020
Monmouth	Long Branch	Lenna W. Conrow Elementary School	School	2020
Monmouth	Long Branch	Gregory Elementary School	School	2020
Morris	Chatham	Lafayette Elementary School	School	2019
Morris	Chatham	Milton Ave School	School	2019
Morris	Chatham	Southern Boulevard School	School	2019
Morris	Chatham	Washington Ave School	School	2019
Ocean	Bay Head	Bay Head	Municipality	2019
Ocean	Point Pleasant	Memorial Middle School	School	2019
Ocean	Point Pleasant	Nellie Bennett Elementary School	School	2019
Ocean	Point Pleasant	Ocean Road Elementary	School	2019
Ocean	Point Pleasant	Point Pleasant	Municipality	2019
Ocean	Bay Head	Bay Head School	School	2020
Passaic	Paterson	New Roberto Clemente Middle School	School	2020
Passaic	Paterson	School 10	School	2020
Passaic	Paterson	School 12	School	2020
Passaic	Paterson	School 13	School	2020
Passaic	Paterson	School 21	School	2020
Passaic	Paterson	School 25	School	2020
Passaic	Paterson	School 5	School	2020

NJ SRTS Recognition Program Gold Level Winners

County	Municipality	Name of Winner	School/Municipality	Year Awarded
Passaic	Pompton Lakes	Pompton Lakes Borough	Municipality	2020
Passaic	Paterson	Roberto Clemente Elementary School	School	2020
Salem	Woodstown	Mary S. Shoemaker School	School	2019
Somerset	Bound Brook	Bound Brook Community Middle School	School	2019
Somerset	Bound Brook	Lafayette School	School	2019
Somerset	Bound Brook	LaMonte Elementary School	School	2019
Somerset	Bound Brook	Smalley School	School	2019
Somerset	Manville	Roosevelt Elementary School	School	2019
Somerset	South Bound Brook	Robert Morris School	School	2019
Union	Elizabeth	Joe Battin School 4	School	2019
Union	Elizabeth	Mabel G. Holmes School 5	School	2019
Union	Linden	Linden	Municipality	2019
Union	New Providence	Allen W Roberts Elementary School	School	2019
Union	New Providence	New Providence	Municipality	2019
Union	New Providence	New Providence Middle School	School	2019
Union	New Providence	Salt Brook Elementary School	School	2019
Union	Berkeley Heights	Columbia Middle School	School	2020
Union	Berkeley Heights	Mountain Park Elementary School	School	2020
Union	Berkeley Heights	Thomas P. Hughes Elementary School	School	2020
Union	Berkeley Heights	William Woodruff Elementary School	School	2020
Union	Elizabeth	Terence C. Reilly School No.7	School	2020
Union	Elizabeth	William F. Halloran School #22	School	2020
Union	Elizabeth	iPrep Academy School No. 8	School	2020
Union	Elizabeth	Woodrow Wilson School No. 19	School	2020
Union	Elizabeth	Benjamin Franklin School No. 13	School	2020
Union	Elizabeth	Elmora School No. 12	School	2020
Union	Elizabeth	Joseph Battin School No. 4	School	2020
Union	Elizabeth	Juan Pablo Duarte - Jose Julian Marti School No. 28	School	2020
Union	Elizabeth	Mabel Holmes School No. 5	School	2020
Union	Linden	Linden School No. 4	School	2020
Union	Plainfield	The Queen City Academy Charter School	School	2020
Warren	Oxford	Oxford Central School	School	2019

NJ SRTS Recognition Program Silver Level Winners

County	Municipality	Name of Winner	School/Municipality	Year Awarded
Bergen	Allendale	Hillside School	School	2019
Bergen	Fair Lawn	Fair Lawn	Municipality	2019
Bergen	Glen Rock	Glen Rock	Municipality	2019
Bergen	Leonia	Anna C. Scott Elementary School	School	2019
Bergen	Leonia	Leonia Middle School	School	2019
Bergen	Lodi	Lodi	Municipality	2019
Bergen	Ramsey	Mary A. Hubbard School	School	2019
Bergen	Rutherford	Washington School	School	2019
Bergen	Washington	Washington Township	Municipality	2019
Bergen	Cresskill	Cresskill Borough	Municipality	2020
Bergen	Cresskill	Cresskill Middle School	School	2020
Bergen	Edgewater	Edgewater Borough	Municipality	2020
Bergen	Garfield	Garfield	Municipality	2020
Bergen	Garfield	Thomas Jefferson School No. 9	School	2020
Bergen	Garfield	Woodrow Wilson School No. 5	School	2020
Bergen	Lyndhurst	Lyndhurst Township	Municipality	2020
Bergen	Ridgewood	Benjamin Franklin Middle School	School	2020
Bergen	Maywood	Maywood Avenue Elementary	School	2020
Bergen	North Arlington	North Arlington Borough	Municipality	2020
Burlington	Palmyra	Charles Street School	School	2019
Burlington	Marlton	Evesham Township	Municipality	2020
Camden	Gibbsboro	Gibbsboro School	School	2019
Camden	Clementon	Clementon Borough	Municipality	2020
Camden	Clementon	Clementon Elementary School	School	2020
Camden	Collingswood	Zane North Elementary School	School	2020
Essex	Belleville	Belleville Township	Municipality	2019
Essex	Caldwell	Caldwell	Municipality	2019
Essex	Irvington	Chancellor Avenue School	School	2019
Essex	Newark	Newark	Municipality	2019
Essex	Bloomfield	Oak View Elementary School	School	2020
Essex	Maplewood	Maplewood Township	Municipality	2020
Essex	Montclair	Edgemont Montessori School	School	2020
Hudson	Jersey City	Charles E. Trefurt School/PS#8	School	2019
Hudson	Bayonne	Dr. Walter F. Robinson School	School	2020
Hudson	Bayonne	Henry Harris Community School	School	2020
Hudson	Bayonne	P.G Vroom Community School	School	2020
Hudson	Jersey City	Cornelia F. Bradford School/PS# 16	School	2020
Hudson	Jersey City	Joseph H. Brensinger School	School	2020
Hudson	Jersey City	Julia A. Barnes School/PS# 12	School	2020
Hudson	North Bergen	Robert Fulton School	School	2020
Mercer	Hightstown	Hightstown	Municipality	2019
Mercer	Lawrence	Ben Franklin Elementary School	School	2019
Mercer	Lawrence	Lawrence Intermediate School	School	2019
Mercer	Lawrence	Slackwood Elementary School	School	2019
Mercer	West Windsor	West Windsor	Municipality	2019
Mercer	Princeton	Littlebrook Elementary School	School	2020
Middlesex	East Brunswick	East Brunswick	Municipality	2019
Middlesex	Plainsboro	Plainsboro	Municipality	2019

NJ SRTS Recognition Program Silver Level Winners

County	Municipality	Name of Winner	School/Municipality	Year Awarded
Middlesex	Carteret	Carteret Borough	Municipality	2020
Middlesex	Carteret	Columbus School	School	2020
Middlesex	Carteret	Nathan Hale School	School	2020
Middlesex	Carteret	Pvt. Nicholas Minue School	School	2020
Middlesex	Cranbury	Cranbury Township	Municipality	2020
Middlesex	Milltown	Joyce Kilmer School	School	2020
Middlesex	Milltown	Milltown Borough	Municipality	2020
Monmouth	Red Bank	Red Bank	Municipality	2019
Monmouth	Atlantic Highlands	Atlantic Highlands Borough	Municipality	2020
Monmouth	Oceanport	Oceanport Borough	Municipality	2020
Monmouth	Red Bank	Red Bank Charter School	School	2020
Morris	Madison	Madison Borough	Municipality	2020
Morris	Madison	Torey J. Sabatini School	School	2020
Morris	Morris Plains	Morris Plains Borough	Municipality	2020
Ocean	Point Pleasant	Ocean Road Elementary School	School	2019
Passaic	Passaic	Passaic Gifted and Talented Academy	School	2019
Passaic	Passaic	Sonia Sotomayor School No. 21	School	2020
Passaic	Paterson	Paterson	Municipality	2020
Somerset	Bernardsville	Marion T. Bedwell School	School	2019
Somerset	Green Brook	Irene E. Feldkirchner Elementary School	School	2019
Somerset	Basking Ridge	Hamilton School	School	2020
Sussex	Newton	Newton	Municipality	2019
Sussex	Ogdensburg	Ogdensburg Borough Public School District	School	2020
Sussex	Stanhope	Stanhope School District	School	2020
Union	Elizabeth	Albert Einstein School 29	School	2019
Union	Elizabeth	Charles Hudson School 25	School	2019
Union	Elizabeth	Dr. Antonia Pantoja No.27	School	2019
Union	Elizabeth	iPrep Academy School 8	School	2019
Union	Elizabeth	Jerome Dunn Academy of Mathematics, Technology & the Arts School 9	School	2019
Union	Elizabeth	Toussaint L'ouverture-Marquis de Lafayette School 6	School	2019
Union	Elizabeth	William F. Halloran School No. 22	School	2019
Union	Plainfield	Queen City Academy Charter School	School	2019
Union	Scotch Plains	Coles Elementary School	School	2019
Union	Rahway	Rahway	Municipality	2020
Union	Union Township	Franklin Elementary School	School	2020

NJ SRTS Recognition Program Bronze Level Winners

County	Municipality	Name of Winner	School/Municipality	Year Awarded
Bergen	Garfield	Woodrow Wilson School 5	School	2019
Bergen	Maywood	Maywood Avenue School	School	2019
Bergen	North	Roosevelt Elementary School	School	2019
Bergen	Upper	Edith A. Bogert Elementary School	School	2019
Bergen	Upper	Upper Saddle River	Municipality	2019
Bergen	Wallington	Frank W. Gavlak School	School	2019
Bergen	Wallington	Jefferson School Annex	School	2019
Bergen	Allendale	Hillside School	School	2020
Bergen	Garfield	Garfield Middle School	School	2020
Bergen	Rutherford	Lincoln Elementary School	School	2020
Bergen	Garfield	Christopher Columbus School 8	School	2020
Bergen	Ridgewood	Somerville Elementary School	School	2020
Burlington	Chesterfield	Chesterfield Elementary School	School	2020
Burlington	Evesham	J. Harold Van Zant Elem School	School	2020
Burlington	Riverside	Riverside Elementary School	School	2020
Camden	Camden	Katz Dalsey Academy Charter	School	2019
Camden	Clementon	Clementon Elementary School	School	2019
Camden	Collingswoo	Mark Newbie Elementary School	School	2019
Camden	Collingswoo	Zane North Elementary School	School	2019
Camden	Runnemede	Bingham Elementary School	School	2019
Camden	Runnemede	Grade Downing Elementary School	School	2019
Camden	Runnemede	Mary E. Volz School	School	2019
Camden	Bellmawr	Bell Oaks Upper Elementary	School	2020
Camden	Collingswoo	Collingswood	Municipality	2020
Camden	Laurel	Laurel Springs School	School	2020
Cumberland	Bridgeton	Fairfield Township School	School	2019
Essex	Belleville	Belleville Elementary 7	School	2019
Essex	Belleville	Belleville Elementary School 9	School	2019
Essex	Belleville	Belleville School 10	School	2019
Essex	Belleville	Belleville School 3	School	2019
Essex	Belleville	Belleville School 4	School	2019
Essex	Belleville	Belleville School 5	School	2019
Essex	Belleville	Belleville School 8	School	2019
Essex	Bloomfield	Franklin Elementary School	School	2019
Essex	Montclair	Edgemont Montessori Elementary	School	2019
Essex	West Orange	Liberty Middle School	School	2019
Essex	Newark	Hawkins Street School	School	2020
Essex	Newark	Marion P. Thomas Charter School-	School	2020
Essex	West Orange	Washington Elementary School	School	2020
Essex	Caldwell	Lincoln Elementary School	School	2020
Hudson	Jersey City	Alexander Sullivan School/PS #30	School	2019
Hudson	Jersey City	Dr M. Contini School – PS#5	School	2019
Hudson	Jersey City	Dr Martin Luther King, Jr School/PS	School	2019
Hudson	Jersey City	Frank Conwell School/PS #33	School	2019
Hudson	Jersey City	Ollie Culbreth School – PS#14	School	2019
Hudson	Bayonne	Midtown Community School	School	2020
Hudson	Bayonne	Washington Community School	School	2020
Hudson	Bayonne	Woodrow Wilson Community	School	2020
Hudson	Harrison	Lincoln Elementary School	School	2020

NJ SRTS Recognition Program Bronze Level Winners

County	Municipality	Name of Winner	School/Municipality	Year Awarded
Hudson	Jersey City	Alexander D. Sullivan School/PS#30	School	2020
Hudson	Jersey City	Dr.Michael Conti School/PS#5	School	2020
Hudson	Jersey City	Dr.ML King, Jr. School/PS#11	School	2020
Hudson	Jersey City	Frank R. Conwell School/PS#3	School	2020
Hudson	Jersey City	Ollie Culbreth School/PS#14	School	2020
Hudson	Jersey City	Patricia Noonan School/PS #26	School	2020
Hunterdon	High Bridge	High Bridge Middle School	School	2020
Mercer	Ewing	Ewing Township	Municipality	2019
Mercer	Lawrencevill	Ben Franklin Elementary School	School	2019
Mercer	Princeton	Witherspoon Middle School	School	2019
Middlesex	Cranbury	Cranbury Township	Municipality	2019
Middlesex	East	Bowne-Munro Elementary School	School	2019
Middlesex	East	Central Elementary School	School	2019
Middlesex	East Brunswick	Irwin Elementary School	School	2019
Middlesex	East Brunswick	Memorial Elementary School	School	2019
Middlesex	East Brunswick	Murray A. Chittick Elementary	School	2019
Middlesex	Milltown	Joyce Kilmer School	School	2019
Middlesex	Milltown	Milltown Borough	Municipality	2019
Middlesex	Milltown	Parkview Elementary School	School	2019
Middlesex	Perth Amboy	Herbert N. Richardson School	School	2019
Middlesex	Perth Amboy	James J. Flynn Elementary School	School	2019
Middlesex	Perth Amboy	Perth Amboy	Municipality	2019
Middlesex	Piscataway	Piscataway	Municipality	2019
Middlesex	Carteret	Nathan Hale School	School	2020
Middlesex	Cranbury Township	Cranbury School	School	2020
Monmouth	Shrewsbury	Shrewsbury Borough School	School	2019
Monmouth	Fair Haven	Viola L. Sickles School	School	2020
Monmouth	Long Branch	Morris Avenue School	School	2020
Monmouth	Middletown	Thompson Middle School	School	2020
Monmouth	Rumson	Forrestdale Elementary School	School	2020
Morris	Boonton	Boonton	Municipality	2019
Morris	Madison	Kings Road School	School	2019
Morris	Morris Plains	Morris Plains Borough	Municipality	2019
Morris	Pine Brook	Hilldale Elementary School	School	2020
Ocean	Point Pleasant Beach	Point Pleasant Beach	Municipality	2019
Passaic	Haledon	Haledon Public School	School	2019

NJ SRTS Recognition Program Bronze Level Winners

County	Municipality	Name of Winner	School/Municipality	Year Awarded
Passaic	Clifton	Clifton City	Municipality	2020
Passaic	Pompton Lakes	Lincoln Elementary School	School	2020
Passaic	Wayne	John F Kennedy Elementary School	School	2020
Passaic	Passaic	Etta Gero School No. 9	School	2020
Passaic	Pompton Lakes	Lenox Elementary School	School	2020
Salem	Pedricktown	Oldmans Township	School	2019
Somerset	Manville	Weston Elementary	School	2020
Somerset	North Plainfield	East End Elementary School	School	2020
Somerset	North Plainfield	Somerset School	School	2020
Somerset	North Plainfield	Stony Brook School	School	2020
Somerset	North Plainfield	West End Elementary School	School	2020
Sussex	Hopatcong	Hudson Maxim Elementary School	School	2019
Sussex	Franklin	Franklin Borough School	School	2020
Sussex	Franklin	Franklin Borough	Municipality	2020
Union	Elizabeth	Ronald Reagan Academy School No. 30	School	2019
Union	Elizabeth	Victor Mravlag School No. 21	School	2019
Union	Elizabeth	Winfield Scott School #2	School	2019
Union	Garwood	Lincoln School	School	2020
Union	Westfield	Wilson Elementary School	School	2020
Union	Linden	Linden School No. 8	School	2020

NJ SRTS Recognition Program First Step Winners

County	Municipality2	Name of Winner	School/ Municipality	Year Awarded
Atlantic	Atlantic City	Robins Nest School	School	2019
Atlantic	Egg Harbor	Charles L. Spragg School	School	2019
Atlantic	Egg Harbor	Egg Harbor City Community School	School	2019
Atlantic	Somers	New York Avenue Elementary	School	2019
Atlantic	Linwood	Seaview Elementary School	School	2020
Bergen	Cresskill	Cresskill	Municipality	2019
Bergen	Garfield	Christopher Columbus School No. 8	School	2019
Bergen	Garfield	Garfield	Municipality	2019
Bergen	Glen Rock	Clara E. Coleman Elementary School	School	2019
Bergen	Hackensack	Fairmount School	School	2019
Bergen	Hackensack	Fanny M Hillers School	School	2019
Bergen	Hackensack	Hackensack Middle School	School	2019
Bergen	Hackensack	Nellie K Parker Elementary School	School	2019
Bergen	Ho-Ho-Kus	Ho-Ho-Kus	Municipality	2019
Bergen	North	North Arlington	Municipality	2019
Bergen	North	Thomas Jefferson ES	School	2019
Bergen	North	Washington Elementary School	School	2019
Bergen	Tenafly	Stillman Elementary School	School	2019
Bergen	Washington	Washington School	School	2019
Bergen	Hasbrouck	Lincoln Elementary School	School	2020
Bergen	Allendale	Brookside Elementary School	School	2020
Bergen	Englewood	Englewood City	Municipality	2020
Bergen	Fort Lee	Fort Lee Borough	Municipality	2020
Bergen	Hasbrouck	Euclid Elementary School	School	2020
Bergen	Hasbrouck	Hasbrouck Heights Borough	Municipality	2020
Bergen	Lodi	Roosevelt Elementary School	School	2020
Burlington	Bordentown	Bordentown Regional Middle	School	2019
Burlington	Bordentown	Peter Muschal School	School	2019
Burlington	Maple Shade	Maude M. Wilkins Elementary	School	2019
Camden	Bellmawr	Ethel M. Burke	School	2019
Camden	Camden	Dr. Ulysses S. Wiggins College	School	2019
Camden	Cherry Hill	Clara Barton Elementary School	School	2019
Cape May	Ocean City	Ocean City Intermediate School	School	2019
Essex	Orange	Lincoln Avenue Elementary School	School	2019
Essex	Livingston	Burnet Hill Elementary School	School	2019
Essex	Maplewood	Jefferson Elementary School	School	2019
Essex	Montclair	Montclair Township	Municipality	2019
Essex	Newark	Ann Street School	School	2019
Essex	Newark	Hawkins Street School	School	2019
Essex	Newark	Ironbound Catholic Academy	School	2019
Essex	Newark	Speedway Academies	School	2019
Essex	Newark	Wilson Avenue School	School	2019
Gloucester	Wenonah	Wenonah Elementary School	School	2019
Hudson	Jersey City	Jotham Wakeman School-PS#6	School	2019
Hudson	West New	Robert Menendez School/PS #3	School	2019
Hunterdon	West Amwell	West Amwell School	School	2019
Mercer	Hamilton	Klockner Elementary	School	2019
Mercer	Lawrencevill	Eldridge Park Elementary	School	2019
Mercer	Lawrencevill	Lawrence Middle School	School	2019

NJ SRTS Recognition Program First Step Winners

County	Municipality2	Name of Winner	School/ Municipality	Year Awarded
Mercer	West	Village Elementary School	School	2019
Middlesex	Carteret	Columbus School	School	2019
Middlesex	Carteret	Nathan Hale School	School	2019
Middlesex	Carteret	Private Nicholas Minue School	School	2019
Middlesex	East	Warnsdorfer Elementary School	School	2019
Middlesex	Old Bridge	James McDivitt Elementary School	School	2019
Middlesex	Old Bridge	M. Scott Carpenter Elementary	School	2019
Middlesex	Old Bridge	Walter M. Schirra Elementary	School	2019
Middlesex	Parlin	Madison Park Elementary School	School	2019
Middlesex	Perth Amboy	James J. Flynn Elementary School	School	2019
Middlesex	Plainsboro	Wicoff Elementary School	School	2019
Monmouth	Fair Haven	Knollwood Public School	School	2019
Monmouth	Fair Haven	Viola L. Sickles School	School	2019
Monmouth	Keyport	Keyport Central School	School	2019
Monmouth	Little Silver	Point Road Elementary School	School	2019
Monmouth	Long Branch	Lenna W. Conrow School	School	2019
Monmouth	Long Branch	Morris Avenue School	School	2019
Monmouth	Rumson	Forest Dale School	School	2019
Morris	Boonton	School Street School	School	2019
Morris	Morris Plains	Borough School	School	2019
Morris	Morristown	Morristown	Municipality	2019
Morris	Morristown	Sussex Avenue School	School	2019
Morris	Parsippany	Parsippany-Troy Hills	Municipality	2019
Morris	Pine Brook	Hilldale Elementary School	School	2019
Morris	Pompton Plains	North Boulevard School	School	2019
Morris	Pompton Plains	Pequannock Valley School	School	2019
Morris	Randolph	Center Grove Elementary School	School	2019
Ocean	Lakewood	Lakewood Township	Municipality	2019
Ocean	Little Egg Harbor	Pinelands Regional Junior High School	School	2019
Ocean	Little Egg Harbor	Frog Pond Elementary	School	2019
Ocean	Seaside Heights	Hugh Boyd	School	2019
Ocean	Toms River	Toms River Township	Municipality	2019
Passaic	Clifton	St. Philip the Apostle	School	2019
Passaic	Paterson	Paterson Elementary School 14	School	2019
Passaic	Paterson	Paterson Public School 27	School	2019
Passaic	Paterson	Paterson Public School 5	School	2019
Passaic	Paterson	Paterson School 29	School	2019
Passaic	Paterson	Paterson School 7	School	2019
Somerset	Bernardsville	Bernardsville Middle School	School	2019

NJ SRTS Recognition Program First Step Winners

County	Municipality2	Name of Winner	School/ Municipality	Year Awarded
Somerset	Bernardsville	School of St. Elizabeth	School	2019
Somerset	Bridgewater	Eisenhower Intermediate School	School	2019
Sussex	Branchville	Frankford Township School	School	2019
Sussex	Hamburg	Hamburg School	School	2019
Sussex	Sussex	Sussex Middle School	School	2019
Sussex	Wantage	Wantage Elementary School	School	2019
Union	Cranford	Jardine Academy	School	2019
Union	Hillside	George Washington School	School	2019
Union	Linden	Deerfield Terrace Elementary School	School	2019
Warren	Hackettstown	Hatchery Hill School	School	2019
Warren	Hackettstown	Willow Grove Elementary School	School	2019
Warren	Oxford	Oxford Township	Municipality	2019
Warren	Washington	Brass Castle School	School	2019
Warren	Washington	Port Colden School	School	2019
Warren	Washington	Warren Hills Regional Middle School	School	2019
Warren	Washington	Washington Borough	Municipality	2019
Warren	Washington	Washington Township	Municipality	2019

School Travel Plans by TMA - as of December 2020

<u>Municipality</u>	<u>County</u>	<u>School</u>	<u>Date of Current Travel Plan</u>	<u>Completed by:</u>
Egg Harbor	Atlantic	Charles L. Spragg Elementary & Egg harbor Community Schools	August 2012	CCC
Margate City	Atlantic	William H. Ross Elementary & Eugene Tighe Middle	June 2015	CCC
Westwood	Bergen	Berkeley Elementary School	February 2017	EZ Ride
Pemberton	Burlington	Busanksy Elementary	August 2013	CCC
Southampton	Burlington	Southampton School	May 2014	CCC
Bellmawr	Camden	Bell Oaks Elementary, Bellmawr Park Elem, Ethel M. Burke Elementary	December 2017	CCC
Camden	Camden	Promise Charter School	April 2009	RBA, VTC
Camden	Camden	Harry C Sharp Elementary	April 2009	RBA, VTC
Collingswood	Camden	Zane North & William P Tatem Elementary	June 2014	CCC
Voorhees	Camden	Osage Elementary	June 2014	CCC
Haddon Heights	Camden	Haddon Heights District	June 2018	CCC
Clementon	Camden	Clementon Elementary School	April 2020	CCC
Ocean City	Cape May	Intermediate Schools	January 2016	CCC
West Cape May	Cape May	West Cape May Elementary	May 2017	CCC
Woodbine	Cape May	Woodbine Elementary	September 2012	CCC
Vineland	Cumberland	Thomas Wallace Middle School	October 2015	Injury Alliance
Vineland	Cumberland	Max Leuchter Elementary	August 2015	CCC, City of Vineland, YMCA
Vineland	Cumberland	School	May 2015	CCC, City of Vineland, YMCA, Brain Injury
Vineland	Cumberland	School	April 2014	Injury Alliance
Montclair	Essex	Hillside Elementary	May 2013	EZ Ride, RBA
Montclair	Essex	Mount Hebron Middle	May 2013	EZ Ride, RBA
Montclair	Essex	Nishuane Elementary	April 2013	EZ Ride, RBA
Montclair	Essex	Northeast Elementary	April 2013	EZ Ride, RBA
Montclair	Essex	Renaissance Middle	April 2013	EZ Ride, RBA
Montclair	Essex	Watchung Elementary	April 2013	EZ Ride, RBA
Montclair	Essex	Charles H. Bullock Elementary	March 2013	EZ Ride, RBA

Orange highlighted field indicates **expired** School Travel Plan (must be updated every 5 years)

School Travel Plans by TMA - as of December 2020

<u>Municipality</u>	<u>County</u>	<u>School</u>	<u>Date of Current Travel Plan</u>	<u>Completed by:</u>
Montclair	Essex	Edgemont Elementary	March 2013	EZ Ride, RBA
Montclair	Essex	Glenfield Middle	March 2013	EZ Ride, RBA
Montclair	Essex	Bradford Elementary	February 2013	EZ Ride, RBA
Caldwell	Essex	Grover Cleaveland Middle School	January 2020	EZ Ride
Millburn	Essex	Millburn Middle School	May 2020	TransOptions
West Orange	Essex	Redwood Elementary School	October 2020	EZ Ride
National Park	Gloucester	National Park School	March 2016	CCC
Bayonne	Hudson	Bayonne District Wide	Fall 2016	Hudson, VTC studio
Bloomsbury	Hunterdon	Bloomsbury Elementary	2008	HART
Califon	Hunterdon	Califon Public	2011	HART
Clinton	Hunterdon	Clinton Public	2011	HART
Flemington	Hunterdon	Barley Sheaf Elementary	2011	HART
Flemington	Hunterdon	Reading-Fleming Intermediate	2011	HART
Frenchtown	Hunterdon	Frenchtown Elementary	2011	HART
Hampton	Hunterdon	Hampton Public	2008	HART
High Bridge	Hunterdon	High Bridge	2010	HART
Lambertville	Hunterdon	Lambertville Public	2010	HART
Lebanon	Hunterdon	Lebanon Borough	2010	HART
Milford	Hunterdon	Milford Public	2011	HART
Stockton	Hunterdon	Stockton Borough	2010	HART
East Windsor	Mercer	Kreps Middle School	June 2014	GMTMA
Hamilton Township	Mercer	Klockner Elementary School	July 2018	GM TMA
Hightstown	Mercer	Walter Black and Grace Rogers Elementary Schools	June 2014	GM TMA
Hopewell Township	Mercer	Bear Tavern Elementary School	June 2016	GMTMA
Princeton	Mercer	Johnson Park Elementary School	May 2016	GMTMA
Princeton	Mercer	Riverside Elementary School	April 2016	GMTMA
Princeton	Mercer	Witherspoon Middle	June 2014	GMTMA,
Robbinsville	Mercer	Pond Road Middle School	June 2014	GMTMA
Trenton	Mercer	Woodrow Wilson Elementary	January 2014	GMTMA, VTC, NJ Partnership for Healthy Kids

Orange highlighted field indicates **expired** School Travel Plan (must be updated every 5 years)

School Travel Plans by TMA - as of December 2020

<u>Municipality</u>	<u>County</u>	<u>School</u>	<u>Date of Current Travel Plan</u>	<u>Completed by:</u>
Trenton	Mercer	Monument Elementary	January 2014	GMTMA, VTC, NJ Partnership for Healthy Kids
Trenton	Mercer	Robeson Elementary	January 2014	GMTMA, VTC, NJ Partnership for Healthy Kids
Trenton	Mercer	Hedgepath-Williams Middle School	January 2014	GMTMA, VTC, NJ Partnership for Healthy Kids
Trenton	Mercer	Grace Dunn Middle School	April 2009	RBA, VTC
Trenton	Mercer	Joyce Kilmer Elementary	April 2009	RBA, VTC
Hamilton Township	Mercer	Klockner Elementary School	June 2018	GMTMA
Highland Park	Middlesex	(District-wide)	June 2016	KMM, VTC
Metuchen	Middlesex	Campbell Elementary School	June 2016	KMM, VTC
Metuchen	Middlesex	Edgar Middle School	June 2016	KMM, VTC
Asbury Park	Monmouth	Bradley Elementary School	June 2016	EZ Ride
Asbury Park	Monmouth	Thurgood Marshall Elementary School	June 2016	EZ Ride
Highlands	Monmouth	Highlands Elementary School	June 2016	EZ Ride
Long Branch	Monmouth	Amerigo A Anastasia Elementary	February 2018	EZ Ride
Middletown	Monmouth	River Plaza Elementary	June 2016	EZ Ride
Allentown	Monmouth	Newell Elementary School	September 2018	EZ Ride
Long Branch	Monmouth	Amerigo A. Anastasia Elementary	February 2018	EZ Ride
Freehold	Monmouth	Park Avenue Elementary School and Freehold Intermediate School	October 2019	EZ Ride
Chatham	Morris	Chatham High School	2012	TransOptions
Chatham	Morris	Chatham Middle School	2012	TransOptions
Chatham	Morris	Lafayette Avenue School	2012	TransOptions
Chatham	Morris	Milton Avenue School	2012	TransOptions
Chatham	Morris	Southern Boulevard School	2012	TransOptions
Chatham	Morris	Washington Avenue School	2012	TransOptions
Hanover Twp	Morris	Salem Drive School	2014-2015	TransOptions
Madison	Morris	Central Avenue School	November 2017	TransOptions

Orange highlighted field indicates **expired** School Travel Plan (must be updated every 5 years)

School Travel Plans by TMA - as of December 2020

<u>Municipality</u>	<u>County</u>	<u>School</u>	<u>Date of Current Travel Plan</u>	<u>Completed by:</u>
Netcong	Morris	Netcong Elementary	June 2016	Netcong
Wharton	Morris	Wharton Borough	August 2006	RBA
Bay Head	Ocean	Bay Head Elementary School	April 2016	GMTMA
Brick Twp	Ocean	Midstreams Elementary	March 2008	Brick Twp
Little Egg Harbor	Ocean	School	August 2018	GM TMA
Point Pleasant	Ocean	Nellie F Bennett Elementary School	August 2018	GM TMA
Point Pleasant Beach	Ocean	G Harold Antrim Elementary School	June 2018	GM TMA
Little Egg Harbor	Ocean	Pinelands Regional Junior High School	August 2018	GMTMA
Point Pleasant	Ocean	Nellie F Bennett Elementary School	August 2018	GMTMA
Clifton	Passaic	Clifton School 2	February 2018	EZ Ride
Passaic	Passaic	Passaic Affiliated School	January 2017	EZ Ride
Clifton	Passaic	Clifton School 2	February 2018	EZ Ride
Passaic	Passaic	Passaic School No. 9	November 2020	EZ Ride
Paterson	Passaic	Paterson Public School No. 15	December 2020	EZ Ride
Paterson	Passaic	Paterson Public Schools No. 4 and 2	December 2020	EZ Ride
Woodstown-Pilesgrove	Salem	Mary Shoemaker School & Woodstown Middle	May 2016	CCC
Bernardsville	Somerset	Bernardsville Borough	2006	RBA
North Plainfield	Somerset	West End School*	October 2011	Ridewise
Bound Brook/South Bound Brook	Somerset	Bound Brook and South Bound Brook	May 2018	County
Manville	Somerset	Roosevelt Elementary School	April 2018	RideWise
Bridgewater Township	Somerset	Bridgewater Township	March 2020	Bridgewater Twp,
Elizabeth	Union	Elizabeth Port (5 schools)	April 2015	EZ Ride, VTC, Groundwork Eliz, Brand New Day
Linden	Union	Linden School 6	June 2016	EZ Ride
Linden	Union	Linden School 1	January 2014	EZ Ride

Orange highlighted field indicates **expired** School Travel Plan (must be updated every 5 years)

School Travel Plans by TMA - as of December 2020

<u>Municipality</u>	<u>County</u>	<u>School</u>	<u>Date of Current Travel Plan</u>	<u>Completed by:</u>
Newark	Union	Camden Street School	February 2016	EZ Ride
Newark	Union	Hawkins Street School	February 2016	EZ Ride
Newark	Union	Sussex Avenue School	February 2016	EZ Ride
Newark	Union	13th Ave School	January 2016	EZ Ride
Newark	Union	McKinley Elementary School	January 2016	EZ Ride
Newark	Union	Hawthorne Elementary	September 2008	RBA, VTC
Newark	Union	Ivy Hill Elementary	September 2008	RBA, VTC
Plainfield	Union	Plainfield District Wide	December 2015	EZ Ride, VTC studio
Scotch Plains	Union	Terrill Middle School	June 2016	EZ Ride
Plainfield	Union	Dewitt D. Barlow Elementary School	April 2018	EZ Ride
Oxford	Warren	Oxford Central School	December 2014	TransOptions

Orange highlighted field indicates **expired** School Travel Plan (must be updated every 5 years)

School Travel Tallies- as of December 2020

Municipality	School District	School	Date
Point Pleasant Beach	Point Pleasant Beach	Antrim Elementary	Mar-20
Point Pleasant	Point Pleasant Borough School District	G Harold Antrim	Mar-20
Cresskill	Cresskill Public Schools	Merritt Memorial	Feb-20
Ridgewood	Ridgewood	Benjamin Franklin Middle School	Jan-20
Irvington	Irvington Public Schools	Berkeley Terrace	Jan-20
Cresskill	Cresskill Public Schools	Cresskill Middle School	Jan-20
Montclair	Montclair	Edgemont Elementary School	Jan-20
Elizabeth	Elizabeth Public Schools	Elmora School 12	Jan-20
Long Branch	Long Branch Public Schools	Gregory Elementary School	Jan-20
Irvington	Irvington Public Schools	Grove Street	Jan-20
Irvington	Irvington Public Schools	Madison	Jan-20
Irvington	Irvington Public Schools	Mount Vernon Elementary School	Jan-20
Paterson	Paterson Public Schools	Paterson School 13	Jan-20
Paterson	Paterson Public Schools	Paterson School 21	Jan-20
Paterson	Paterson Public Schools	PS #5	Jan-20
Plainfield	Plainfield Public Schools	Queen City Academy Charter School	Jan-20
Red Bank	Red Bank	Red Bank Charter School	Jan-20
Elizabeth	Elizabeth public schools	Terence C. Reilly School 7	Jan-20
Garfield	Garfield School District	Thomas Jefferson Middle School	Jan-20
Stanhope	Stanhope School District	Valley Road Elementary School	Jan-20
Garfield	Garfield School District	Woodrow Wilson #5	Jan-20
Cresskill	Cresskill Public Schools	Cresskill Middle School	Dec-19
Paterson	Paterson Public Schools	New Roberto Clemente	Dec-19
Paterson	Paterson Public Schools	Paterson School 12	Dec-19
Paterson	Paterson Public Schools	Paterson School 21	Dec-19
Paterson	Paterson Public Schools	PS #10	Dec-19
Paterson	Paterson Public Schools	Roberto Clemente School	Dec-19
Irvington	Irvington Public Schools	University Elementary	Dec-19
Fair Lawn	Fair Lawn Public Schools	Radburn Elementary School	Nov-19
Fair Lawn	Fair Lawn Public Schools	Warren Point Elementary School	Nov-19
Fair Lawn	Fair Lawn Public Schools	Westmoreland School	Nov-19
Cresskill	Cresskill Public Schools	Edward H Bryan	Oct-19
Verona	Verona	FN Brown Elementary	Oct-19
Fair Lawn	Fair Lawn Public Schools	Forrest Elementary School	Oct-19
Fair Lawn	Fair Lawn Public Schools	Henry B Milnes	Oct-19
Fair Lawn	Fair Lawn Public Schools	Lyncrest Elementary School	Oct-19
Fair Lawn	Fair Lawn Public Schools	Memorial Middle School	Oct-19
Lindenwold	Lindenwold Public Schools	School #4	Oct-19
Passiac	Passaic Public Schools	Sonia Sotomayor School 21	Oct-19
Millburn	Millburn Public Schools	Wyoming Elementary School	Oct-19
Caldwell-West Caldwell	Caldwell-West Caldwell Public Schools	Grover Cleveland	Sep-19
Perth Amboy	Perth Amboy	Anthony V Ceres School	Jun-19
Perth Amboy	Perth Amboy	Edward J Patten School	Jun-19
Perth Amboy	Perth Amboy	James J. Flynn Elementary School	Jun-19
Freehold	Freehold, NJ	Park Avenue Elementary School	Jun-19
Perth Amboy	Perth Amboy	Samuel E. Shull Middle School	Jun-19
Edison	Perth Amboy	The Dual Language School	Jun-19
Bridgewater	Bridgewater Public Schools	Bradley Gardens	May-19
Farmingdale	Farmingdale Schools	Farmingdale Elementary School	May-19
Caldwell-West Caldwell	Caldwell-West Caldwell Public Schools	Grover Cleveland	May-19
Perth Amboy	Perth Amboy	Robert N. Wilentz School	May-19
Bridgewater	Bridgewater Public Schools	Van Holten	May-19
Farmingdale	Farmingdale Schools	Farmingdale Elementary School	Apr-19
Long Branch	Long Branch Public Schools	Lenna W. Conrow Elementary School	Apr-19

West Orange	West Orange Public Schools	Redwood Elementary School	Apr-19
Elizabeth	Elizabeth public schools	Albert Einstein 29	Jan-19
Lawrenceville	Lawrence Township Public Schools	Benjamin Franklin Elementary School	Jan-19
Irvington	Irvington Public Schools	Chancellor	Jan-19
Elizabeth	Elizabeth public schools	Charles J. Hudson School # 25	Jan-19
Elizabeth	Elizabeth public schools	Dr. Antonia Pantoja School No# 27	Jan-19
Irvington	Irvington Public Schools	Florence	Jan-19
City of Orange	Orange Public Schools	Forest Street Elementary	Jan-19
Long Branch	Long Branch Public Schools	George L. Catrambone School	Jan-19
Allendale	Allendale School District	Hillside	Jan-19
Elizabeth	Elizabeth public schools	Jerome Dunn	Jan-19
Township of Washington	Westwood	Jessie F. George Elementary School	Jan-19
Elizabeth	Elizabeth public schools	Joseph Battin	Jan-19
Lawrenceville	Lawrence Township Public Schools	Lawrence Intermediate School	Jan-19
West Orange	Orange Public Schools	Liberty Middle School	Jan-19
Elizabeth	Elizabeth public schools	Mabel G Holmes Middle School No. 5	Jan-19
Elizabeth	Elizabeth public schools	Marquis Delafayette Elementary School #6	Jan-19
Bloomfield	Bloomfield School District	Oak View Elementary School	Jan-19
Orange	Orange Public Schools	Rosa Parks Central Community School	Jan-19
Lawrenceville	Lawrence Township Public Schools	Slackwood	Jan-19
Westwood	Westwood	Westwood Regional	Jan-19
Westwood	Westwood	Westwood Regional	Jan-19
Elizabeth	Elizabeth public schools	William F. Halloran School NO. 22	Jan-19

Conclusion

2020 marked the ninth full year of the expanded New Jersey SRTS Program and partnership between NJDOT, the NJ Safe Routes Resource Center, and all eight of New Jersey's Transportation Management Associations. Throughout this program, an importance has been placed upon ensuring that Safe Routes to School is a program for everyone, and that our state's disadvantaged communities receive equal benefit from the program.

During these past nine years the program has seen and persevered through a number of developments and challenges, but no challenge has been quite as significant as those brought by COVID-19 Pandemic which closed our schools and shuttered our communities starting in March 2020. Partnerships and programs were tested, while TMA Safe Routes Coordinators were challenged to meet new demands and maintain our high level SRTS programming by being more flexible and more innovative than ever before. Adapting to the changing pandemic-world was not easy, but in the end great strides were made. From digitized programming to the development of remote learning resources, Safe Routes Coordinators updated lessons and programs to function remotely while still meeting the educational needs of the students, schools, and communities they serve.

Performance measures identified as part of the NJ Safe Routes to School Strategic Plan have been used to evaluate and reflect upon the growth and success of the continuing program. As of December 2020, there were: 115 completed school travel plans, 138 Complete Streets Policies adopted, 53 completed SRTS Actions for Sustainable Jersey, nine completed Adopt Complete Streets actions for Sustainable Jersey and two Implement Complete Streets actions for Sustainable Jersey, and 115 SRTS Infrastructure grants awarded.

Outreach between 2019 and 2020 has remained relatively consistent across all tracked measures. The number of Low Socioeconomic Status Communities contacted increased between 2019 and 2020 at a rate of 35%, while the total outreach at all levels has increased by 16% between 2019 and 2020. There has also been an increase in the number of completed School Travel Plans from throughout the State. Completing school travel plans requires a significant effort on the part of the TMA and the partner communities they are working with. Though they require significant effort, high quality school travel plans are vital to the continued success of SRTS programs as they visualize for the future, help organize funding priorities, and enhance the sustainability of local programs.

Though significant progress has been made, there is still much to be done. SRTS Regional Coordinators at each TMA will continue to promote and implement SRTS programs in their service areas guided by training, oversight, and technical assistance informed by continued research from the NJ Safe Routes Resource Center. Using national best practice research and relying on the lessons learned through past success, the New Jersey SRTS Program will continue to grow as we seek to reach out to and partner with

additional schools, local and regional governments, and other organizations to provide SRTS programs and services, ensuring that inclusion of disadvantaged communities remains a core program priority.